

Messages & Communications Doc. No. 38GL-26-1872 through 1877.

From 38th Committee On Rules <committeeonrules@guamlegislature.gov>  
Date Thu 2/5/2026 10:55 AM  
To Guam Legislature Clerks <clerks@guamlegislature.gov>  
Cc Frank Blas Jr. <speakerblas@guamlegislature.gov>

5 attachments (9 MB)

2526COMM Doc. No. 38GL-26-1873.pdf; 2526COMM Doc. No. 38GL-26-1875.pdf; 2526COMM Doc. No. 38GL-26-1874.pdf; 2526COMM Doc. No. 38GL-26-1876.pdf; 2526COMM Doc. No. 38GL-26-1877.pdf;

Håfa Adai Clerk's Office,

Please see attached, Messages & Communications Doc. No. 38GL-26-1872 through 1877 for processing:

✓	38GL-26-1872	Department of Public Works	FY2025 4th Quarter and FY2026 1st Quarter Federal Grants-In-Aid Financial Report; Financial Reports and Travel Report; Staffing Pattern and Prior Years Obligation*
✓	38GL-26-1873	Guam Preservation Trust	Financial Statement for December 31, 2025*
✓	38GL-26-1874	Department of Administration	Draft Quarterly Statement of Revenue, Expenditures and Changes in Fund Balance for 1st Quarter FY 2026*
✓	38GL-26-1875	Guam Memorial Hospital Authority	Notification of Temporary Assignment or Detail – Ma Farah Diva L. Cunanan, Chief of Rehabilitative Services, 01/05/26.
✓	38GL-26-1876	Guam Memorial Hospital Authority	Notification of Temporary Assignment or Detail – Tricia B. Pangelinan, Program Coordinator I, 01/05/26.
✓	38GL-26-1877	Guam Memorial Hospital Authority	Notification of Temporary Assignment or Detail – Yvonne M. Cruz, Management Analyst III, 01/01/26.

Please retrieve Doc. No. 38GL-26-1872 from link below:

[Messages & Communications Physical Scanned Copy - Google Drive](#)

Kindly reply to this email



*Si Yu'os ma'åse',*

Marie Crisostomo

Committee on Rules Assistant

**COMMITTEE ON RULES**

Vice Speaker V. Anthony Ada, Chairperson

*I Mina'trentai Ocho Na Lihe'slaturan Guåhan*

*38<sup>th</sup> Guam Legislature*

Disclaimer: The content of this email is intended for the person or entity to which it is addressed only. This email may contain confidential information. If you are not the person to whom this message is addressed, be aware that any use, reproduction, or distribution of this message is strictly prohibited. If you received this in error, please contact the sender at [committeeonrules@guamlegislature.gov](mailto:committeeonrules@guamlegislature.gov) and immediately delete this email and any attachments.



## Messages and Communications 38GL-26-1872\*

2 messages

Speaker Frank Blas Jr. <speakerblas@guamlegislature.gov>

Tue, Feb 3, 2026 at 3:52 PM

To: 38th Committee On Rules <committeeonrules@guamlegislature.gov>, Sabrina Salas Matanane <office.senatorbri@guamlegislature.gov>

*Håfa Adai,*

Please see attached M&C Doc. No. 38GL-26-1872

38GL-26-1872	Department of Public Works	FY2025 4th Quarter and FY2026 1st Quarter Federal Grants-In-Aid Financial Report; Financial Reports and Travel Report; Staffing Pattern and Prior Years Obligation*
--------------	----------------------------	---

*Si Yu'os Ma'åse'*

*Bernice Rivera*

Administrative Assistant



### Office of Speaker Frank F. Blas, Jr.

I Mina'trentai Ocho na Liheslaturan Guåhan 38<sup>th</sup> Guam Legislature

Guam Congress Building, 163 Chalan Santo Papa, Hagatña

(671)969-6456

[speakerblas@guamlegislature.gov](mailto:speakerblas@guamlegislature.gov)

Electronic Privacy Notice: This e-mail and any attachment(s), contains information that is, or may be, covered by electronic communications privacy laws and legal privileges, and is also confidential and proprietary in nature. If you are not the intended recipient, please be advised that you are legally prohibited from retaining, using, copying, distributing, or otherwise disclosing the information in this e-mail or any attachment in any manner. Instead, please reply to the sender that you have received this communication in error, and then immediately delete it. Thank you in advance for your cooperation.

----- Forwarded message -----

From: **Heidi Jeanette Carlos** <[heidi.carlos@dpw.guam.gov](mailto:heidi.carlos@dpw.guam.gov)>

Date: Mon, Feb 2, 2026 at 3:17 PM

Subject: DPW FY25 4TH QUARTER and FY26 1ST QUARTER REPORT

To: <[speakerblas@guamlegislature.gov](mailto:speakerblas@guamlegislature.gov)>, [florence.salas@doa.guam.gov](mailto:florence.salas@doa.guam.gov) <[florence.salas@doa.guam.gov](mailto:florence.salas@doa.guam.gov)>, [marygrace.edrosa@doa.guam.gov](mailto:marygrace.edrosa@doa.guam.gov) <[marygrace.edrosa@doa.guam.gov](mailto:marygrace.edrosa@doa.guam.gov)>, William Taitingfong <[bill.taitingfong@bbmr.guam.gov](mailto:bill.taitingfong@bbmr.guam.gov)>, BBMR Administrative Staff <[admin@bbmr.guam.gov](mailto:admin@bbmr.guam.gov)>, <[admin@guamopa.com](mailto:admin@guamopa.com)>

Cc: Vince Arriola <[vince.arriola@dpw.guam.gov](mailto:vince.arriola@dpw.guam.gov)>, Linda Ibanez <[linda.ibanez@dpw.guam.gov](mailto:linda.ibanez@dpw.guam.gov)>, Ernest G. Candoleta Jr. <[ernest.candoleta@dpw.guam.gov](mailto:ernest.candoleta@dpw.guam.gov)>, <[admin@dpw.guam.gov](mailto:admin@dpw.guam.gov)>

Hafa Adai BBMR/DOA/OPA,

Good afternoon! Please see attached DPW's FY2025 final 4th Quarter and FY2026 1st Quarter Report. Listed below are included in the attachments:






1. Financial Report  
Includes: Summary of Public Street lights Cost  
Federally Funded Highway Projects - Utility Relocation Costs  
Off-island Travel Report
2. FGIA Financial Report
3. Prior Years Obligation (Paid & Unpaid)
4. Staffing Pattern

Kindly acknowledge receipt of this email and attachments.

Thank you and kind regards,  
*Heidi Carlos*  
Program Coordinator II  
Department of Public Works  
Administrative Services Division  
(T) (671) 646-3231

5 attachments

Note that the Legislature has taken steps to ensure that any protected personal identifying information has been redacted or excluded in whole or in part in order to protect the privacy of any individual(s) whose information has been included as part of this transmittal.

-  **FY25 4TH QTR & FY26 1ST QTR PRIOR YEAR OBLIGATIONS (PAID and UNPAID) (JUL-AUG-SEP) (OCT-NOV-DEC).pdf**  
64K
-  **FY25 4TH QTR & FY26 1ST QTR FEDERAL GRANTS-IN-AID FINANCIAL REPORT (JUL-AUG-SEP) (OCT-NOV-DEC).pdf**  
2275K
-  **FY25 4TH QTR & FY26 1ST QTR STAFFING PATTERN (JUL-AUG-SEP) (OCT-NOV-DEC).pdf**  
3195K
-  **FY25 4TH QTR & FY26 1ST QTR FINANCIAL REPORTS (JUL-AUG-SEP) (OCT-NOV-DEC).pdf**  
5227K
-  **38GL-26-1872.pdf**  
1181K

**38th Committee On Rules** <committeeonrules@guamlegislature.gov>  
To: "Speaker Frank Blas Jr." <speakerblas@guamlegislature.gov>

Wed, Feb 4, 2026 at 9:25 AM

*Håfa Adai,*

Received, and thank you



*Si Yu'os ma'åse',*

Marie Crisostomo

Committee on Rules Assistant

**COMMITTEE ON RULES**

Vice Speaker V. Anthony Ada, Chairperson

*I Mina'trentai Ocho Na Liheslaturan Guåhan*

*38<sup>th</sup> Guam Legislature*

Disclaimer: The content of this email is intended for the person or entity to which it is addressed only. This email may contain confidential information. If you are not the person to whom this message is addressed, be aware that any use, reproduction, or distribution of this message is strictly prohibited. If you received this in error, please contact the sender at [committeeonrules@guamlegislature.gov](mailto:committeeonrules@guamlegislature.gov) and immediately delete this email and any attachments.

[Quoted text hidden]



Speaker Frank Blas Jr. <speakerblas@guamlegislature.gov>

## DPW FY25 4TH QUARTER and FY26 1ST QUARTER REPORT

3 messages

**Heidi Jeanette Carlos** <heidi.carlos@dpw.guam.gov> Mon, Feb 2, 2026 at 3:16 PM  
To: speakerblas@guamlegislature.gov, "florencia.salas@doa.guam.gov" <florencia.salas@doa.guam.gov>, "marygrace.edrosa@doa.guam.gov" <marygrace.edrosa@doa.guam.gov>, William Taitingfong <bill.taitingfong@bbmr.guam.gov>, BBMR Administrative Staff <admin@bbmr.guam.gov>, admin@guamopa.com  
Cc: Vince Arriola <vince.arriola@dpw.guam.gov>, Linda Ibanez <linda.ibanez@dpw.guam.gov>, "Ernest G. Candoleta Jr." <ernest.candoleta@dpw.guam.gov>, admin@dpw.guam.gov

Hafa Adai BBMR/DOA/OPA,

Good afternoon! Please see attached DPW's FY2025 final 4th Quarter and FY2026 1st Quarter Report. Listed below are included in the attachments:

1. Financial Report  
Includes: Summary of Public Street lights Cost  
Federally Funded Highway Projects - Utility Relocation Costs  
Off-island Travel Report
2. FGIA Financial Report
3. Prior Years Obligation (Paid & Unpaid)
4. Staffing Pattern

Doc Type: 38GL-26-1872  
OFFICE OF THE SPEAKER  
FRANK F. BLAS, JR.  
February 2, 2026  
Time: 3:16 PM  
Received: *FR*

Kindly acknowledge receipt of this email and attachments.

Thank you and kind regards,  
*Heidi Carlos*  
Program Coordinator II  
Department of Public Works  
Administrative Services Division  
(T) (671) 646-3231

### 4 attachments

-  **FY25 4TH QTR & FY26 1ST QTR PRIOR YEAR OBLIGATIONS (PAID and UNPAID) (JUL-AUG-SEP) (OCT-NOV-DEC).pdf**  
64K
-  **FY25 4TH QTR & FY26 1ST QTR FEDERAL GRANTS-IN-AID FINANCIAL REPORT (JUL-AUG-SEP) (OCT-NOV-DEC).pdf**  
2275K
-  **FY25 4TH QTR & FY26 1ST QTR STAFFING PATTERN (JUL-AUG-SEP) (OCT-NOV-DEC).pdf**  
3195K
-  **FY25 4TH QTR & FY26 1ST QTR FINANCIAL REPORTS (JUL-AUG-SEP) (OCT-NOV-DEC).pdf**  
5227K

**Giana Sanchez** <giana.sanchez@bbmr.guam.gov> Mon, Feb 2, 2026 at 3:39 PM  
To: Heidi Jeanette Carlos <heidi.carlos@dpw.guam.gov>  
Cc: speakerblas@guamlegislature.gov, "florencia.salas@doa.guam.gov" <florencia.salas@doa.guam.gov>, "marygrace.edrosa@doa.guam.gov" <marygrace.edrosa@doa.guam.gov>, William Taitingfong <bill.taitingfong@bbmr.guam.gov>, BBMR Administrative Staff <admin@bbmr.guam.gov>, admin@guamopa.com, Vince Arriola <vince.arriola@dpw.guam.gov>, Linda Ibanez <linda.ibanez@dpw.guam.gov>, "Ernest G. Candoleta Jr." <ernest.candoleta@dpw.guam.gov>, admin@dpw.guam.gov

Hafa Adai,

Acknowledging receipt.

Sincerely,

## Giana Lyn Sanchez

Customer Service Representative  
Bureau of Budget & Management Research  
P.O. Box 2950  
Hagatna, Guam 96932  
(Work) (671) 475-9107 / (Fax) (671) 472-2825

[Quoted text hidden]

---

**Speaker Frank Blas Jr.** <speakerblas@guamlegislature.gov> Mon, Feb 2, 2026 at 4:58 PM  
To: Giana Sanchez <giana.sanchez@bbmr.guam.gov>  
Cc: Heidi Jeanette Carlos <heidi.carlos@dpw.guam.gov>, "florence.salas@doa.guam.gov" <florence.salas@doa.guam.gov>, "marygrace.edrosa@doa.guam.gov" <marygrace.edrosa@doa.guam.gov>, William Taitingfong <bill.taitingfong@bbmr.guam.gov>, BBMR Administrative Staff <admin@bbmr.guam.gov>, admin@guamopa.com, Vince Arriola <vince.arriola@dpw.guam.gov>, Linda Ibanez <linda.ibanez@dpw.guam.gov>, "Ernest G. Candoleta Jr." <ernest.candoleta@dpw.guam.gov>, admin@dpw.guam.gov

Håfa Adai,

Confirming receipt of your email.

Si Yu'os Ma'åse'

## Bernice Rivera

Administrative Assistant



### Office of Speaker Frank F. Blas, Jr.

I Mina'trentai Ocho na Liheslaturan Guåhan 38<sup>th</sup> Guam Legislature

Guam Congress Building, 163 Chalan Santo Papa, Hagatña

(671)969 6456

[speakerblas@guamlegislature.gov](mailto:speakerblas@guamlegislature.gov)

Electronic Privacy Notice: This e-mail and any attachment(s), contains information that is, or may be, covered by electronic communications privacy laws and legal privileges, and is also confidential and proprietary in nature. If you are not the intended recipient, please be advised that you are legally prohibited from retaining, using, copying, distributing, or otherwise disclosing the information in this e-mail or any attachment in any manner. Instead, please reply to the sender that you have received this communication in error, and then immediately delete it. Thank you in advance for your cooperation.

[Quoted text hidden]



*The Honorable*  
**LOURDES A. LEON GUERRERO**  
*Maga' Håga - Governor*

*The Honorable*  
**JOSHUA F. TENORIO**  
*Sigundo Maga' Låhi - Lieutenant Governor*



**VINCENT P. ARRIOLA**  
*Director*  
**LINDA J. IBANEZ**  
*Deputy Director*  
**ERNEST G. CANDOLETA, JR.**  
*Deputy Director*

02 FEB 2026

The Honorable Frank Blas Jr.  
Speaker, 38<sup>th</sup> Guam Legislature  
Guam Congress Building  
163 W. Chalan Santo Papa  
Hagatna, Guam 96932

Subject: Fiscal Year 2025 Fourth Quarter & Fiscal Year 2026 First Quarter –  
Prior Year Obligations (Paid)

**Dear Honorable Speaker:**

*Buenas yan Håfa A'dai!* The Department of Public Works does not have any Paid Prior Year Obligations for the year, FY 2025 Fourth Quarter (*Year-to-Date*) – (*from the Months of October 1, 2024 thru September 30, 2025*), and for the FY2026 First Quarter (*Year-to-Date*) – (*from the Months of October 1, 2025 thru December 31, 2025*).

Should you require further information or inquiries, please do not hesitate to contact my office at 671-646-3131.

*Si Yu'us Ma'ase!*

  
VINCENT P. ARRIOLA

cc: Governor of Guam  
Public Auditor, OPA  
Director, BBMR  
Director, DOA



**38GL-26-1872**  
Messages and Communications

**RECEIVED**  
COMMITTEE ON RULES  
February 3, 2026  
3:52 p.m.

*Marie Crisostomo*



*The Honorable*  
**LOURDES A. LEON GUERRERO**  
*Maga' Håga · Governor*

*The Honorable*  
**JOSHUA F. TENORIO**  
*Sigundo Maga' Låhi · Lieutenant Governor*



**VINCENT P. ARRIOLA**  
*Director*  
**LINDA J. IBANEZ**  
*Deputy Director*  
**ERNEST G. CANDOLETA, JR.**  
*Deputy Director*

02 FEB 2026

The Honorable Frank Blas Jr.  
Speaker, 38<sup>th</sup> Guam Legislature  
Guam Congress Building  
163 W. Chalan Santo Papa  
Hagatna, Guam 96932

Subject: Fiscal Year 2025 Fourth Quarter & Fiscal Year 2026 First Quarter –  
Prior Year Obligations (Unpaid)

**Dear Honorable Speaker:**

*Buenas yan Håfa A'dai!* The Department of Public Works does not have any Unpaid Prior Year Obligations for the FY 2025 Fourth Quarter (*Year-to-Date*) – (*from the Months of October 1, 2024 thru September 30, 2025*) and for the FY2026 First Quarter (*Year-to-Date*) – (*from the Months of October 1, 2025 thru December 31, 2025*).

Should you require further information or inquiries, please do not hesitate to contact my office at 671-646-3131

*Si Yu'us Ma'ase!*

  
VINCENT P. ARRIOLA

cc: *Governor of Guam*  
*Public Auditor, OPA*  
*Director, BBMR*  
*Director, DOA*



*The Honorable*  
**LOURDES A. LEON GUERRERO**  
*Maga' Håga · Governor*

*The Honorable*  
**JOSHUA F. TENORIO**  
*Sigundo Maga' Låhi · Lieutenant Governor*



**VINCENT P. ARRIOLA**  
*Director*  
**LINDA J. IBANEZ**  
*Deputy Director*  
**ERNEST G. CANDOLETA, JR.**  
*Deputy Director*

02 FEB 2026

The Honorable Frank Blas Jr.  
Speaker, 38<sup>th</sup> Guam Legislature  
Guam Congress Building  
163 W. Chalan Santo Papa  
Hagatna, Guam 96932

Subject: Fiscal Year 2025 Fourth Quarter and Fiscal Year 2026 First Quarter –  
Federal Grants-In-Aid Financial Report

**Dear Honorable Speaker:**

*Buenas yan Håfa A'dai!* Transmitted herewith is the Department of Public Works' Federal Grants-In-Aid Financial Reports for the FY 2025 Fourth Quarter (*Year-to-Date*) – (*from the Months of October 1, 2024 thru September 30, 2025*) and for the FY 2026 First Quarter (*Year-to-Date*) – (*from the Months of October 1, 2025 thru December 31, 2025*).

This report can be viewed on our website at [www.dpw.guam.gov](http://www.dpw.guam.gov).

Should you require further information or inquiries, please do not hesitate to contact my office at 671-646-3131.

*Si Yu'us Ma'ase!*

VINCENT P. ARRIOLA

Attachment(s): FGIA Financial Report

cc: Governor of Guam  
Public Auditor, OPA  
Director, BBMR  
Director, DOA  
Guam State Clearinghouse

**DEPARTMENT OF PUBLIC WORKS  
FEDERAL GRANTS REGISTRY  
OVERALL SUMMARY  
FISCAL YEAR 2025  
As of September 30, 2025**

Source: GMIS

<i>Overall Summary</i>	<i>Original Grant Award Amount</i>	<i>FY 2025 Federal Appropriations</i>	<i>FY 2024 Carry Over Balance</i>	<i>FY2025 Expenditures</i>	<i>FY2025 Encumbrances</i>	<i>Available Funds</i>	<i>Actual Federal Reimbursement</i>
<b>FEDERAL HIGHWAY ADMINISTRATION (FHWA)</b>							
Highway Division	\$ 240,016,334.48	\$ -	\$ 240,016,334.48	\$ 77,686,574.14	\$ 16,089,527.03	\$ 146,240,233.31	\$ -
<b>NATIONAL HIGHWAY TRAFFIC SAFETY ADMINISTRATION (NHTSA)</b>							
Office of Highway Safety	\$ 4,073,363.03	\$ -	\$ 4,073,363.03	\$ 873,082.94	\$ 452,320.21	\$ 2,747,959.88	\$ -
<b>US DEPARTMENT OF INTERIOR (USDOI)</b>							
Capital Improvement Projects Division	\$ 5,827,000.00	\$ -	\$ 31,999.98	\$ -	\$ -	\$ 31,999.98	\$ -
Highway Division	\$ 3,128,100.00	\$ -	\$ 782,497.09	\$ -	\$ 35.35	\$ 782,461.74	\$ -
Transportation Maintenance Division	\$ 205,664.00	\$ -	\$ 121,356.62	\$ 33,213.83	\$ -	\$ 88,142.79	\$ -
<b>Sub Total:</b>	<b>\$ 9,160,764.00</b>	<b>\$ -</b>	<b>\$ 935,853.69</b>	<b>\$ 33,213.83</b>	<b>\$ 35.35</b>	<b>\$ 902,604.51</b>	<b>\$ -</b>
<b>AMERICAN RESCUE PLAN</b>							
Department of Public Works	\$ 22,050,000.00	\$ -	\$ 8,805,870.64	\$ 6,333,696.81	\$ -	\$ 2,472,173.83	\$ -
<b>2022 CLEAN SCHOOL BUS REBATE</b>							
Bus Operations Division	\$ -	\$ -	\$ -	\$ -	\$ -	\$ -	\$ -
<b>GRAND TOTAL FEDERAL</b>							
<b>Grand Total:</b>	<b>\$ 275,300,461.51</b>	<b>\$ -</b>	<b>\$ 253,831,421.84</b>	<b>\$ 84,926,567.72</b>	<b>\$ 16,541,882.59</b>	<b>\$ 152,362,971.53</b>	<b>\$ -</b>

**DEPARTMENT OF PUBLIC WORKS  
FEDERAL GRANTS REGISTRY  
OVERALL SUMMARY  
FISCAL YEAR 2026  
As of December 31, 2025**

Source: GFMIS

<i>Overall Summary</i>	<i>Original Grant Award Amount</i>	<i>FY 2026 Federal Appropriations</i>	<i>FY 2025 Carry Over Balance</i>	<i>FY2026 Expenditures</i>	<i>FY2026 Encumbrances</i>	<i>Available Funds</i>	<i>Actual Federal Reimbursement</i>
<b>FEDERAL HIGHWAY ADMINISTRATION (FHWA)</b>							
Highway Division	\$ 224,068,875.38	\$ -	\$ 224,068,875.38	\$ 62,899,134.47	\$ 13,703,847.69	\$ 147,465,893.22	\$ -
<b>NATIONAL HIGHWAY TRAFFIC SAFETY ADMINISTRATION (NHTSA)</b>							
Office of Highway Safety	\$ 1,728,868.02	\$ -	\$ 1,728,868.02	\$ 18,595.50	\$ -	\$ 1,710,272.52	\$ -
<b>US DEPARTMENT OF INTERIOR (USDO I)</b>							
Capital Improvement Projects Division	\$ 5,827,000.00	\$ -	\$ -	\$ -	\$ 15,999.99	\$ (15,999.99)	\$ -
Highway Division	\$ 3,128,100.00	\$ -	\$ -	\$ -	\$ 1,805.96	\$ (1,805.96)	\$ -
Transportation Maintenance Division	\$ 205,664.00	\$ -	\$ -	\$ -	\$ 2,205.10	\$ (2,205.10)	\$ -
<b>Sub Total:</b>	<b>\$ 9,160,764.00</b>	<b>\$ -</b>	<b>\$ -</b>	<b>\$ -</b>	<b>\$ 20,011.05</b>	<b>\$ (20,011.05)</b>	<b>\$ -</b>
<b>AMERICAN RESCUE PLAN</b>							
Department of Public Works	\$ 22,050,000.00	\$ -	\$ 733,843.06	\$ 708,622.00	\$ 6,625,221.06	\$ (6,600,000.00)	\$ -
<b>2022 CLEAN SCHOOL BUS REBATE</b>							
Bus Operations Division	\$ -	\$ -	\$ 9,875,000.00	\$ -	\$ -	\$ 9,875,000.00	\$ -
<b>GRAND TOTAL FEDERAL</b>							
<b>Grand Total:</b>	<b>\$ 257,008,507.40</b>	<b>\$ -</b>	<b>\$ 2,462,711.08</b>	<b>\$ 727,217.50</b>	<b>\$ 6,645,232.11</b>	<b>\$ (4,909,738.53)</b>	<b>\$ -</b>

**Guam State Clearinghouse Reporting Matrix**

Report Period Ending (MM/DD/YYYY):	9/30/2025
Department/Agency and Physical Address:	Department of Public Works, 542 N. Marine Corps Drive, Tamuning, Guam 96913
Point-of-Contact (POC):	
POC Contact Number and Email:	
Agency EIN/UEI Number:	

GRANT YEAR	FEDERAL AGENCY	BRIEF PROJECT DESCRIPTION	AWARD NUMBER	ACCOUNT NUMBER	AWARD START DATE	AWARD END DATE	AWARD AMOUNT	EXPENDITURE	ENCUMBRANCE(S)	SUM OF EXP & ENC	BALANCE OF AWARD	REPORTING FREQUENCY	DATE OF LAST REPORT SUBMISSION	COMMENTS
2004	FHWA	ROUTE 5 & PORTION OF ROUTE 12, RECONSTRUCTION & WIDENING (ROUTE 2A TO NAVAL MAGAZINE/ROUTE 12)	0005003 GU-NH-0005(003)		8/12/2004	1/31/2025	14,821,844.29	14,350,229.73	0.00	14,350,229.73	471,614.56	FINAL	N/A	
2004	FHWA	ROUTE 14B (YPAO ROAD) RECONSTRUCTION AND WIDENING	0148001 GU-THS-0148(001)		8/12/2004	2/15/2027	3,428,656.00	2,885,746.48	11,363.00	2,897,109.48	531,546.52	FINAL	N/A	
2004	FHWA	ROUTE 10A (AIRPORT ROAD/CHALAN PASAJEROS) RECONSTRUCTION AND WIDENING PHASE I	010A001 GU-NH-010A(001)		8/12/2004	6/23/2027	8,123,861.10	1,099,220.90	30,789.48	1,130,010.38	4,993,850.72	FINAL	N/A	
2008	FHWA	LEGAL SERVICES (DIRECT COST FOR FEDERAL-AID HIGHWAY PROJECTS)	00LS001 GU-NH-00LS(001)		12/17/2008	12/28/2025	1,850,000.00	1,055,281.87	241,678.71	1,296,960.58	353,039.42	FINAL	N/A	PENDING PROJECT CLOSEOUT
2009	FHWA	REPLACEMENT OF YLIG BRIDGE, PHASE 1/PHASE 2 AND YLIG MEMORIAL	0004104 GU-NH-0004(104)		1/5/2009	4/14/2027	8,842,383.80	8,240,832.32	565,575.33	8,806,407.65	35,976.15	FINAL	N/A	
2014	FHWA	TECHNICAL SUPPORT SERVICES ISLANDWIDE ARCHAEOLOGICAL	PSAS002 GU-NH-PSAS(002)		11/12/2014	9/30/2024	251,133.42	183,907.42	18,149.91	200,057.33	51,076.09	FINAL	N/A	PENDING PROJECT CLOSEOUT
2017	FHWA	ROUTE 1 RECONSTRUCTION OF MULTIPLE BRIDGES (HAGATNA TO PITI); UNDER PAVEMENT INFRASTRUCTURE RETROFIT	0001131 GU-DAR-0001(131)		9/18/2017	5/19/2029	45,138,442.95	3,789,252.13	502,752.39	4,292,004.52	40,846,438.43	FINAL	N/A	
2017	FHWA	ROUTE 10 SAFETY IMPROVEMENTS	0010002 GU-THS-0010(002)		9/20/2017	2/10/2027	14,753,781.98	45,846.48	7,404,398.17	7,450,044.65	7,303,737.33	FINAL	N/A	
2019	FHWA	LEO PALACE BRIDGE & PAGO BAY BRIDGE SCOUR COUNTERMEASURE	NBIS008 GU-THS-NBIS(008)		9/25/2019	5/30/2028	569,878.00	215,297.32	354,578.39	569,875.71	0.29	FINAL	N/A	
2019	FHWA	FONTE INLAND & MERIZO INLAND CULVERT REHABILITATION	NBIS009 GU-THS-NBIS(009)		9/25/2019	5/30/2025	362,235.00	292,192.47	70,042.52	362,234.99	0.01	FINAL	N/A	
2020	FHWA	ISLANDWIDE BRIDGE INSPECTION	IBIS002 GU-THS-IBIS(002)		8/21/2020	6/22/2027	1,900,000.00	1,604,703.62	0.00	1,604,703.62	295,296.38	FINAL	N/A	
2021	FHWA	UNDER PAVEMENT INFRASTRUCTURE RETROFIT	1000113 GU-DAR-1000(113)		3/29/2021	5/10/2029	74,851,557.05	3,508,753.13	382,803.92	3,891,557.05	70,960,000.00	FINAL	N/A	
2021	FHWA	ROUTE 14 RESURFACING FROM ROUTE 1 TO ROUTE 14B	0014003 GU-THS-0014(003)		7/30/2021	4/25/2025	16,075,049.15	14,500,510.87	610,821.49	15,111,332.36	963,716.79	FINAL	N/A	PENDING PROJECT CLOSEOUT
2021	FHWA	PORT AUTHORITY OF GUAM AUTO LOT EXPANSION AND SHARED ACCESS ROAD PAVEMENT	0011010 GU-PAG-0011(010)		8/17/2021	11/18/2024	119,933.50	66,350.25	53,583.25	119,933.50	0.00	FINAL	N/A	EXTENSION ON HOLD PER FHWA
2021	FHWA	ROUTE 14B (YPAO ROAD) RECONSTRUCTION AND WIDENING (ROUTE 14 TO CARMEN MEMORIAL DR), PHASE 1 CLIFFSIDE	014B004 GU-THS-014B(004)		9/9/2021	3/14/2026	11,595,468.89	8,865,432.60	2,253,778.08	11,119,210.68	476,258.31	FINAL	N/A	
2022	FHWA	ROUTE 17 REHABILITATION AND WIDENING PHASE 2B (FROM ROUTE 5 TO ROUTE 4A)	0017108 GU-NH-0017(108)		8/9/2022	5/1/2026	196,175.00	139,819.00	12,956.00	152,575.00	43,600.00	FINAL	N/A	
2022	FHWA	ISLANDWIDE PRIMARY PAVING AND PAVEMENT MARKINGS	1200020 GU-THS-1200(020)		8/10/2022	11/23/2026	3,451,436.78	2,010,828.96	1,304,157.21	3,314,986.17	136,450.61	FINAL	N/A	
2022	FHWA	GUAM TRANSPORTATION JOB TRAINING SUPPORT SERVICES (FY2022)	JTSS022 GU-THS-JTSS(022)		8/29/2022	10/29/2024	45,000.00	22,147.34	22,852.66	45,000.00	0.00	FINAL	N/A	PENDING FHWA CLOSEOUT
2022	FHWA	PROGRAM ADMINISTRATION AND OPERATIONS FY2023	FY23001 GU-THS-FY23(001)		9/21/2022	9/30/2025	2,530,428.00	1,359,384.85	13,228.78	1,372,613.83	1,157,814.37	FINAL	N/A	PENDING PROJECT CLOSEOUT
2023	FHWA	PROGRAM ADMIN AND OPS FY2024	FY24001 GU-THS-FY24(001)		6/1/2023	8/30/2025	2,982,891.00	1,727,022.63	11,027.28	1,738,049.91	1,244,841.09	FINAL	N/A	PENDING PROJECT CLOSEOUT
2023	FHWA	GUAM TRANSPORTATION JOB TRAINING SUPPORT SERVICES	JTSS023 GU-THS-JTSS(023)		8/23/2023	10/29/2026	20,000.00	0.00	0.00	0.00	20,000.00	FINAL	N/A	
2023	FHWA	ISLANDWIDE PROGRAM MGMT SVCS	IPMS006 GU-THS-IPMS(006)		8/24/2023	8/3/2027	13,560,015.00	8,783,841.53	1,375,373.47	10,160,015.00	3,400,000.00	FINAL	N/A	
2024	FHWA	NATIONAL SUMMER TRANSPORTATION INSTITUTE (FFY2024)	NST1024 GU-THS-NST(024)		5/22/2024	6/30/2025	25,000.00	25,000.00	0.00	25,000.00	0.00	FINAL	N/A	PENDING PROJECT CLOSEOUT
2024	FHWA	ISLANDWIDE ACCESSIBILITY ACCOMODATION AND DRAINAGE IMPROVEMENTS	1000117 GU-THS-1000(117)		7/11/2024	3/4/2027	1,382,900.00	0.00	0.00	0.00	1,382,900.00	FINAL	N/A	
2024	FHWA	LEGAL SERVICES (DIRECT COST FOR FEDERAL-AID HIGHWAY PROJECTS) FFY2025	00LS002 GU-THS-00LS(002)		8/20/2024	9/30/2026	25,000.00	0.00	0.00	0.00	25,000.00	FINAL	N/A	PENDING ESTABLISHMENT OF ACCOUNT
2024	FHWA	PROGRAM ADMIN AND OPS FY2025	FY25001 GU-THS-FY25(001)		9/11/2024	9/30/2025	2,980,398.46	1,880,546.01	17,549.37	1,898,095.38	1,082,303.08	FINAL	N/A	
2025	FHWA	ISLANDWIDE SAFETY IMPROVEMENTS ON PRIMARY ROADS (STRIPING AND MARKING)	1400002 GU-THS-1400(002)		1/27/2025	7/5/2026	1,073,965.50	650,492.14	423,473.36	1,073,965.50	0.00	FINAL	N/A	
2025	FHWA	ROUTE 1 STRIPING REPAIRS FROM ROUTE 6 (ADELUP) TO ALUPANG TOWERS FROM TYPHOON MAWAR DAMAGE	4715003 GU-ER-4715(003)		3/20/2025	9/13/2028	829,128.35	384,534.09	409,594.26	784,128.35	35,000.00	FINAL	N/A	
2025	FHWA	ISLANDWIDE TRAFFIC SIGNAL REPAIRS FROM TYPHOON MAWAR DAMAGE	4715001 GU-ER-4715(001)		3/20/2025	9/5/2027	2,702,359.94	0.00	0.00	0.00	2,702,359.94	FINAL	N/A	
2025	FHWA	PROGRAM ADMINISTRATION AND OPERATIONS FY2026	FY26001 GU-THS-FY26(001)		8/18/2025	9/30/2027	2,838,169.79	0.00	0.00	0.00	2,838,169.79	FINAL	N/A	
2025	FHWA	ISLANDWIDE BRIDGE AND ANCILLARY INSPECTION SERVICES	IBIS003 GU-THS-IBIS(003)		8/18/2025	12/29/2029	2,000,000.00	0.00	0.00	0.00	2,000,000.00	FINAL	N/A	PENDING ESTABLISHMENT OF ACCOUNT
2025	FHWA	GUAM TRANSPORTATION JOB TRAINING SUPPORT SERVICES (FY25)	JTSS025 GU-THS-JTSS(025)		8/28/2025	12/31/2027	20,000.00	0.00	0.00	0.00	20,000.00	FINAL	N/A	PENDING ESTABLISHMENT OF ACCOUNT
2025	FHWA	ISLANDWIDE ROUTED ROADS SIGNAGE REPAIRS FROM TYPHOON MAWAR DAMAGE	4715002 GU-ER-4715(002)		9/4/2025	5/22/2028	2,869,243.43	0.00	0.00	0.00	2,869,243.43	FINAL	N/A	

240,016,336.48      77,886,574.14      16,089,527.03      146,240,233.31

Guam State Clearinghouse Reporting Matrix

Report Period Ending (MM/DD/YYYY):	9/30/2025
Department/Agency and Physical Address:	Department of Public Works, 542 N. Marine Corps Drive, Tamuning, Guam 96913
Point-of-Contact (POC):	
POC Contact Number and Email:	
Agency EIN/UEI Number:	

GRANT YEAR	FEDERAL AGENCY	BRIEF PROJECT DESCRIPTION	AWARD NUMBER	ACCOUNT NUMBER	AWARD START DATE	AWARD END DATE	AWARD AMOUNT	EXPENDITURE	ENCUMBRANCE(S)	SUM OF EXP & ENC	BALANCE OF AWARD	REPORTING FREQUENCY	DATE OF LAST REPORT SUBMISSION	COMMENTS
2004	FHWA	ROUTE 5 & PORTION OF ROUTE 12, RECONSTRUCTION & WIDENING (ROUTE 2A TO NAVAL MAGAZINE/ROUTE 12)	0005003 GU-NH-0005(003)		8/12/2004	1/31/2026	14,821,844.29	14,466,605.58	0.00	14,466,605.58	335,238.71	FINAL	N/A	PENDING PROJECT CLOSEOUT
2004	FHWA	ROUTE 14B (YPAD ROAD) RECONSTRUCTION AND WIDENING	014B001 GU-THS-014B(001)		8/12/2004	2/15/2027	3,428,656.00	2,891,746.48	5,353.00	2,897,109.48	531,546.52	FINAL	N/A	
2004	FHWA	ROUTE 10A (AIRPORT ROAD/CHALAN PASAJEROS) RECONSTRUCTION AND WIDENING PHASE I	010A001 GU-NH-010A(001)		8/12/2004	6/23/2027	6,123,861.10	1,111,720.90	18,289.48	1,130,010.38	4,993,850.72	FINAL	N/A	
2009	FHWA	REPLACEMENT OF YLIG BRIDGE, PHASE 1/PHASE 2 AND YLIG MEMORIAL	0004104 GU-NH-0004(104)		1/5/2009	4/14/2027	8,842,383.80	8,240,832.32	565,575.33	8,806,407.65	35,976.15	FINAL	N/A	
2014	FHWA	TECHNICAL SUPPORT SERVICES ISLANDWIDE ARCHAEOLOGICAL	PSAS002 GU-NH-PSAS(002)		11/12/2014	N/A	251,133.42	183,807.42	16,149.91	200,057.33	51,076.09	FINAL	N/A	PENDING PROJECT CLOSEOUT
2017	FHWA	ROUTE 1 RECONSTRUCTION OF MULTIPLE BRIDGES (HAGATNA TO PITI), UNDER PAVEMENT INFRASTRUCTURE RETROFIT	0001131 GU-DAR-0001(131)		9/18/2017	5/18/2029	45,136,442.95	3,789,262.13	499,874.38	4,288,926.51	40,849,516.44	FINAL	N/A	
2017	FHWA	ROUTE 10 SAFETY IMPROVEMENTS	0010002 GU-THS-0010(002)		8/20/2017	2/10/2027	14,753,781.98	1,502,865.94	7,404,398.17	8,907,264.11	5,846,517.87	FINAL	N/A	
2019	FHWA	LEO PALACE BRIDGE & PAGO BAY BRIDGE SCOUR COUNTERMEASURE	NBIS008 GU-THS-NBIS(008)		9/25/2019	5/30/2026	569,876.00	215,297.32	354,578.39	569,875.71	0.29	FINAL	N/A	
2019	FHWA	FONTE INLAND & MERIZO INLAND CULVERT REHABILITATION	NBIS009 GU-THS-NBIS(009)		9/25/2019	5/30/2026	362,235.00	292,192.47	70,042.52	362,234.99	0.01	FINAL	N/A	
2021	FHWA	UNDER PAVEMENT INFRASTRUCTURE RETROFIT	1000113 GU-DAR-1000(113)		3/29/2021	5/10/2029	74,851,557.05	3,692,867.40	182,311.98	3,875,199.38	70,976,357.67	FINAL	N/A	
2021	FHWA	PORT AUTHORITY OF GUAM AUTO LOT EXPANSION AND SHARED ACCESS ROAD PAVEMENT	0011010 GU-PAG-0011(010)		8/17/2021	11/18/2024	119,933.50	66,350.25	53,583.25	119,933.50	0.00	FINAL	N/A	EXTENSION ON HOLD PER FHWA STATUS QUO
2021	FHWA	ROUTE 14B (YPAD ROAD) RECONSTRUCTION AND WIDENING (ROUTE 14 TO CARMEN MEMORIAL DR.) PHASE 1 CLIFFSIDE	014B004 GU-THS-014B(004)		9/9/2021	3/14/2026	11,595,468.99	8,865,432.60	2,280,779.47	11,146,212.07	449,256.92	FINAL	N/A	
2022	FHWA	ROUTE 17 REHABILITATION AND WIDENING PHASE 2B (FROM ROUTE 5 TO ROUTE 4A)	0017108 GU-NH-0017(108)		8/9/2022	5/1/2026	196,175.00	138,619.00	0.00	138,619.00	56,556.00	FINAL	N/A	
2022	FHWA	ISLANDWIDE PRIMARY PAVING AND PAVEMENT MARKINGS	1200020 GU-THS-1200(020)		8/10/2022	11/23/2026	3,451,436.78	2,266,856.93	1,016,329.24	3,314,986.17	136,450.61	FINAL	N/A	
2022	FHWA	GUAM TRANSPORTATION JOB TRAINING SUPPORT SERVICES (FY2022)	JTSS022 GU-THS-JTSS(022)		8/29/2022	10/29/2024	45,000.00	22,147.34	22,852.68	45,000.00	0.00	FINAL	N/A	PENDING FHWA CLOSEOUT STATUS QUO
2023	FHWA	PROGRAM ADMIN AND OPS FY2024	FY24001 GU-THS-FY24(001)		6/1/2023	9/30/2025	2,982,891.00	1,731,835.64	0.00	1,731,835.64	1,251,055.36	FINAL	N/A	PENDING PROJECT CLOSEOUT
2023	FHWA	GUAM TRANSPORTATION JOB TRAINING SUPPORT SERVICES	JTSS023 GU-THS-JTSS(023)		8/23/2023	10/29/2025	20,000.00	0.00	0.00	0.00	20,000.00	FINAL	N/A	PENDING PROJECT WITHDRAWAL
2023	FHWA	ISLANDWIDE PROGRAM MGMT SVCS	IPMS006 GU-THS-IPMS(006)		8/24/2023	8/3/2027	13,560,015.00	9,288,045.43	871,969.57	10,160,015.00	3,400,000.00	FINAL	N/A	
2024	FHWA	NATIONAL SUMMER TRANSPORTATION INSTITUTE (FFY2024)	NSTI024 GU-THS-NSTI(024)		5/22/2024	6/30/2025	25,000.00	25,000.00	0.00	25,000.00	0.00	FINAL	N/A	PENDING PROJECT CLOSEOUT
2024	FHWA	ISLANDWIDE ACCESSIBILITY ACCOMODATION AND DRAINAGE IMPROVEMENTS	1000117 GU-THS-1000(117)		7/11/2024	3/4/2027	1,382,900.00	0.00	0.00	0.00	1,382,900.00	FINAL	N/A	
2024	FHWA	LEGAL SERVICES (DIRECT COST FOR FEDERAL-AID HIGHWAY PROJECTS) FFY2025	00LS002 GU-THS-00LS(002)		8/20/2024	9/30/2026	25,000.00	0.00	0.00	0.00	25,000.00	FINAL	N/A	PENDING ESTABLISHMENT OF ACCOUNT
2024	FHWA	PROGRAM ADMIN AND OPS FY2025	FY25001 GU-THS-FY25(001)		9/11/2024	9/30/2026	2,980,388.46	1,897,093.03	6,522.09	1,903,615.12	1,076,783.34	FINAL	N/A	
2025	FHWA	ISLANDWIDE SAFETY IMPROVEMENTS ON PRIMARY ROADS (STRIPING AND MARKING)	1400002 GU-THS-1400(002)		1/27/2025	7/5/2026	3,281,983.55	1,022,790.88	192,188.96	1,214,979.84	2,067,003.71	FINAL	N/A	
2025	FHWA	ROUTE 1 STRIPING REPAIRS FROM ROUTE 6 (ADELUP) TO ALUPANG TOWERS FROM TYPHOON MAWAR DAMAGE	4715003 GU-ER-4715(003)		3/20/2025	9/13/2026	829,128.35	661,918.34	132,212.01	794,128.35	35,000.00	FINAL	N/A	
2025	FHWA	ISLANDWIDE TRAFFIC SIGNAL REPAIRS FROM TYPHOON MAWAR DAMAGE	4715001 GU-ER-4715(001)		3/20/2025	9/5/2027	2,702,359.94	0.00	0.00	0.00	2,702,359.94	FINAL	N/A	
2025	FHWA	PROGRAM ADMINISTRATION AND OPERATIONS FY2026	FY26001 GU-THS-FY26(001)		8/18/2025	9/30/2027	2,838,169.79	472,939.07	11,027.28	483,968.35	2,354,203.44	FINAL	N/A	
2025	FHWA	ISLANDWIDE BRIDGE AND ANCILLARY INSPECTION SERVICES	IBIS003 GU-THS-IBIS(003)		8/18/2025	12/29/2028	2,000,000.00	0.00	0.00	0.00	2,000,000.00	FINAL	N/A	PENDING ESTABLISHMENT OF ACCOUNT
2025	FHWA	GUAM TRANSPORTATION JOB TRAINING SUPPORT SERVICES (FY25)	JTSS025 GU-THS-JTSS(025)		8/28/2025	12/31/2027	20,000.00	0.00	0.00	0.00	20,000.00	FINAL	N/A	PENDING ESTABLISHMENT OF ACCOUNT
2025	FHWA	ISLANDWIDE ROUTED ROADS SIGNAGE REPAIRS FROM TYPHOON MAWAR DAMAGE	4715002 GU-ER-4715(002)		9/4/2025	5/22/2028	2,869,243.43	0.00	0.00	0.00	2,869,243.43	FINAL	N/A	
2026	FHWA	ISLANDWIDE PROGRAM MANAGEMENT SERVICES	IPMS007 GU-THS-IPMS(007)		12/23/2025	9/30/1930	4,000,000.00	0.00	0.00	0.00	4,000,000.00	FINAL	N/A	

TOTAL 224,068,875.38 62,899,134.47 13,709,847.69 76,602,982.16 147,465,893.22

### Guam State Clearinghouse Reporting Matrix

Report Period Ending (MM/DD/YYYY):		9/30/2025												
Department/Agency and Physical Address:		Department of Public Works, 542 N. Marine Corps Drive, Tamuning, Guam 96913												
Point-of-Contact (POC):		Van Fulgar, Office of Highway Safety												
POC Contact Number and Email:		(671) 648-3229 - van.fulgar@dpw.guam.gov												
Agency EIN/UEI Number:		J5DHQHSHTJE7												
GRANT YEAR	FEDERAL AGENCY	BRIEF PROJECT DESCRIPTION	AWARD NUMBER	ACCOUNT NUMBER	AWARD START DATE	AWARD END DATE	AWARD AMOUNT	EXPENDITURE	ENCUMBRANCE(S)	Sum of Exp & Enc	BALANCE OF AWARD	REPORTING FREQUENCY	DATE OF LAST REPORT SUBMISSION	COMMENTS
2025	NHTSA	OHS ALCOHOL & OTHER DRUGS (PUBLIC INFORMATION AND EDUCATION)	AL25-01-01OHS		10/1/2024	9/30/2025	\$ 757,478.15	\$ 119,822.55	\$ 72,682.47	\$ 192,505.02	\$ 564,973.13	ANNUALLY	1/23/2025	PENDING RECON
2025	NHTSA	GPD DUI IMPAIRED DRIVING ENFORCEMENT	AL25-01-03HPD		10/1/2024	9/30/2025	\$ 321,002.52	\$ -	\$ -	\$ -	\$ 321,002.52	QUARTERLY	1/30/2025	PENDING WORK REQUEST - LOADING OF FUNDS (DOA)
2025	NHTSA	JOG DWI ALCOHOL EDUCATION PROJECT	AL25-01-05JOG		10/1/2024	9/30/2025	\$ -	\$ -	\$ 3,443.65	\$ 3,443.65	\$ (3,443.65)	QUARTERLY	1/30/2025	PENDING CONTRACT APPROVAL FROM THE OAG
2025	NHTSA	APD DU/DWI ENFORCEMENT	AL25-01-06APD		10/1/2024	9/30/2025	\$ 43,440.20	\$ -	\$ -	\$ -	\$ 43,440.20	QUARTERLY	1/30/2025	PENDING CONTRACT APPROVAL FROM THE OAG
2025	NHTSA	DMV DUI PREVENTION	AL25-01-08DRT		10/1/2024	9/30/2025	\$ 20,000.00	\$ -	\$ -	\$ -	\$ 20,000.00	QUARTERLY	1/30/2025	PENDING WORK REQUEST - LOADING OF FUNDS (DOA)
2025	NHTSA	SAFE DRIVE HOME (TOHGE)	AL25-01-07GBH		10/1/2024	9/30/2025	\$ 56,297.43	\$ -	\$ -	\$ -	\$ 56,297.43	QUARTERLY	1/30/2025	PENDING CONTRACT APPROVAL (BBMR)
2025	NHTSA	OHS DISTRACTED DRIVING	DD25-10-01OHS		10/2/2024	10/1/2025	\$ 123,629.83	\$ 29,592.43	\$ -	\$ 29,592.43	\$ 94,037.40	ANNUALLY	1/23/2025	PENDING RECON
2025	NHTSA	GPD DISTRACTED DRIVING ENFORCEMENT	DD25-10-02HPD		10/3/2024	10/2/2025	\$ 17,547.13	\$ -	\$ -	\$ -	\$ 17,547.13	QUARTERLY	1/30/2025	PENDING WORK REQUEST - LOADING OF FUNDS (DOA)
2025	NHTSA	OHS EMERGENCY MEDICAL SERVICES (EMS) EDUCATION	EM25-04-00OHS		10/1/2024	9/30/2025	\$ 239,911.96	\$ 63,130.32	\$ -	\$ 63,130.32	\$ 176,781.64	ANNUALLY	1/23/2025	PENDING RECON
2025	NHTSA	GFD EMS IMMOBILIZATION & EXTRICATION	EM25-04-01GFD		10/1/2024	9/30/2025	\$ 199,420.28	\$ -	\$ -	\$ -	\$ 199,420.28	QUARTERLY	1/30/2025	PENDING WORK REQUEST - LOADING OF FUNDS (DOA)
2025	NHTSA	OHS OCCUPANT PROTECTION PUBLIC INFORMATION AND EDUCATION	OP25-02-01OHS		10/2/2024	10/1/2025	\$ 206,799.34	\$ 99,422.85	\$ 19,509.68	\$ 119,032.53	\$ 87,766.81	ANNUALLY	1/23/2025	PENDING RECON
2025	NHTSA	GPD CLICK IT OR TICKET/BUCKLE DOWN	OP25-02-02HPD		10/1/2024	9/30/2025	\$ -	\$ 2,168.76	\$ -	\$ 2,168.76	\$ (2,168.76)	QUARTERLY	1/30/2025	PENDING WORK REQUEST - LOADING OF FUNDS (DOA)
2025	NHTSA	APD SEATBELT ENFORCEMENT PROJECT	OP25-02-03APD		10/2/2024	10/1/2025	\$ 31,476.00	\$ -	\$ -	\$ -	\$ 31,476.00	QUARTERLY	1/30/2025	PENDING CONTRACT APPROVAL FROM THE OAG
2025	NHTSA	OHS CHILD SAFETY SEATS	M1CSS25-25-01OHS		10/1/2024	9/30/2025	\$ 21,944.44	\$ -	\$ 14,149.55	\$ 14,149.55	\$ 7,794.89	ANNUALLY	1/23/2025	
2025	NHTSA	OHS HEATSTROKE & UNATTENDED PASSENGER	M1HS25-30-01OHS		10/1/2024	9/30/2025	\$ 58,200.00	\$ -	\$ -	\$ -	\$ 58,200.00	ANNUALLY	1/23/2025	PENDING NHTSA FUNDING TO ESTABLISH ACCOUNT

Note that the Legislature has taken steps to ensure that any protected personal identifying information has been redacted or excluded in whole or in part in order to protect the privacy of any individual(s) whose information has been included as part of this transmittal.

2025	NHTSA	OHS CHILD PASSENGER SAFETY TRAINING & TRAVEL	M1TR25-27-01OHS		10/1/2024	9/30/2025	\$ 90,649.87	\$ 12,851.42	\$ 3,931.96	\$ 16,783.38	\$ 73,866.49	ANNUALLY	1/23/2025	PENDING RECON
2025	NHTSA	OHS PUBLIC EDUCATION & PROGRAM MANAGEMENT	M1PE25-22-01OHS		10/1/2024	9/30/2025	\$ 174,864.61	\$ 43,867.55	\$ 4,250.00	\$ 48,117.55	\$ 126,547.06	ANNUALLY	1/23/2025	PENDING RECON
2025	NHTSA	OHS HIGH VISIBILITY EDUCATION & OUTREACH	M1HVE25-23-01OHS		10/1/2024	9/30/2025	\$ 129,592.03	\$ 2,884.45	\$ 4,328.49	\$ 7,212.94	\$ 122,379.09	ANNUALLY	1/23/2025	
2025	NHTSA	GPD OPERATION SCOPE	M1HVE25-23-01HPD		10/1/2024	9/30/2025	\$ -	\$ 7,685.45	\$ -	\$ 7,685.45	\$ (7,685.45)	QUARTERLY	1/30/2025	PENDING WORK REQUEST - LOADING OF FUNDS (DOA)
2025	NHTSA	OHS PAID MEDIA	PM25-08-01OHS		10/1/2024	9/30/2025	\$ 60,000.00	\$ -	\$ -	\$ -	\$ 60,000.00	ANNUALLY	1/23/2025	
2025	NHTSA	OHS PEDESTRIAN & BICYCLE SAFETY	PS25-06-01OHS		10/1/2024	9/30/2025	\$ 100,305.24	\$ 78,094.34	\$ -	\$ 78,094.34	\$ 22,210.90	ANNUALLY	1/23/2025	PENDING RECON
2025	NHTSA	GPD PEDESTRIAN SAFETY ENFORCEMENT	P625-06-02HPD		10/1/2024	9/30/2025	\$ 37,102.52	\$ -	\$ -	\$ -	\$ 37,102.52	QUARTERLY	1/30/2025	PENDING WORK REQUEST - LOADING OF FUNDS (DOA)
2025	NHTSA	OHS PLANNING & ADMINISTRATION	PA25-07-01OHS		10/1/2024	9/30/2025	\$ 380,173.76	\$ 225,985.11	\$ -	\$ 225,985.11	\$ 154,188.65	ANNUALLY	1/23/2025	PENDING RECON
2025	NHTSA	OHS POLICE TRAFFIC EDUCATION	PT25-03-00OHS		10/1/2024	9/30/2025	\$ 610,942.74	\$ 120,732.05	\$ 117,030.84	\$ 237,762.89	\$ 373,179.85	ANNUALLY	1/23/2025	PENDING RECON
2025	NHTSA	OHS STATEWIDE TRAFFIC ENFORCEMENT	PT25-03-01OHS		10/1/2024	9/30/2025	\$ 100,000.00	\$ -	\$ -	\$ -	\$ 100,000.00	ANNUALLY	1/23/2025	PENDING NHTSA FUNDING TO ESTABLISH ACCOUNT
2025	NHTSA	GPD HIGHWAY ENFORCEMENT ACTION TEAM (HEAT)	PT25-03-01HPD		10/1/2024	9/30/2025	\$ 186,500.00	\$ 219.30	\$ 186,500.00	\$ 186,719.30	\$ (219.30)	QUARTERLY	1/30/2025	PENDING WORK REQUEST - LOADING OF FUNDS (DOA)
2025	NHTSA	APD TRAFFIC ENFORCEMENT PROGRAM	PT25-03-02APD		10/1/2024	9/30/2025	\$ -	\$ -	\$ 21,105.10	\$ 21,105.10	\$ (21,105.10)	QUARTERLY	1/30/2025	PENDING CONTRACT APPROVAL FROM THE OAG
2025	NHTSA	PAG OPERATION AI DAI HE' HAO	PT25-03-03PAG		10/1/2024	9/30/2025	\$ 5,288.47	\$ -	\$ 5,288.47	\$ 5,288.47	\$ -	QUARTERLY	1/30/2025	PENDING CONTRACT APPROVAL FROM THE OAG
2025	NHTSA	OHS TRAFFIC RECORDS INFORMATION & MANAGEMENT SYSTEM	TR25-05-01OHS		10/1/2024	9/30/2025	\$ 100,998.51	\$ 66,626.36	\$ -	\$ 66,626.36	\$ 34,370.15	ANNUALLY	1/23/2025	PENDING RECON
TOTAL:							\$ 4,073,863.03	\$ 873,087.94	\$ 452,320.21	\$ 1,325,403.15	\$ 2,747,959.88			

### Guam State Clearinghouse Reporting Matrix

Report Period Ending (MM/DD/YYYY):		12/31/2025												
Department/Agency and Physical Address:		Department of Public Works, 542 N. Marine Corps Drive, Tamuning, Guam 96913												
Point-of-Contact (POC):		Van Fulgar, Office of Highway Safety												
POC Contact Number and Email:		(671) 646-3229 - van.fulgar@dpw.guam.gov												
Agency EIN/UEI Number:		J5DQHSH7JE7												
GRANT YEAR	FEDERAL AGENCY	BRIEF PROJECT DESCRIPTION	AWARD NUMBER	ACCOUNT NUMBER	AWARD START DATE	AWARD END DATE	AWARD AMOUNT	EXPENDITURE	ENCUMBRANCE(S)	Sum of Exp & Enc	BALANCE OF AWARD	REPORTING FREQUENCY	DATE OF LAST REPORT SUBMISSION	COMMENTS
2026	NHTSA	OHS ALCOHOL & OTHER DRUGS (PUBLIC INFORMATION AND EDUCATION)	AL26-01-01OHS		10/1/2025	9/30/2026	\$ 38,502.00	\$ 1,725.08	\$ -	\$ 1,725.08	\$ 38,776.92	ANNUALLY	10/22/2025	FUNDS POSTED IN GFMS
2026	NHTSA	GPD DUI IMPAIRED DRIVING ENFORCEMENT	AL26-01-03HPD		10/1/2025	9/30/2026	\$ 167,115.82	\$ -	\$ -	\$ -	\$ 167,115.82	QUARTERLY	10/22/2025	PENDING WORK REQUEST - LOADING OF FUNDS (DOA)
2026	NHTSA	JOG DWI ALCOHOL EDUCATION PROJECT	AL26-01-05JOG		10/1/2025	9/30/2026	\$ 90,000.00	\$ -	\$ -	\$ -	\$ 90,000.00	QUARTERLY	10/22/2025	PENDING CONTRACT APPROVAL FROM THE OAG
2026	NHTSA	APD DU/DWI ENFORCEMENT	AL26-01-06APD		10/1/2025	9/30/2026	\$ 5,000.00	\$ -	\$ -	\$ -	\$ 5,000.00	QUARTERLY	10/22/2025	PENDING CONTRACT APPROVAL FROM THE OAG
2026	NHTSA	DMV DUI PREVENTION	AL26-01-08DRT		10/1/2025	9/30/2026	\$ 20,000.00	\$ -	\$ -	\$ -	\$ 20,000.00	QUARTERLY	10/22/2025	PENDING WORK REQUEST - LOADING OF FUNDS (DOA)
2026	NHTSA	SAFE DRIVE HOME (TOHGE)	AL26-01-07TGI		10/1/2025	9/30/2026	\$ 35,785.25	\$ -	\$ -	\$ -	\$ 35,785.25	QUARTERLY	10/22/2025	PENDING CONTRACT APPROVAL (BBMR)
2026	NHTSA	OHS DISTRACTED DRIVING	DO26-10-01OHS		10/1/2025	9/30/2026	\$ 13,154.48	\$ 1,293.60	\$ -	\$ 1,293.60	\$ 11,860.88	ANNUALLY	10/22/2025	FUNDS POSTED IN GFMS
2026	NHTSA	GPD DISTRACTED DRIVING ENFORCEMENT	DO26-10-02HPD		10/1/2025	9/30/2026	\$ 43,730.00	\$ -	\$ -	\$ -	\$ 43,730.00	QUARTERLY	10/22/2025	PENDING WORK REQUEST - LOADING OF FUNDS (DOA)
2026	NHTSA	OPR DISTRACTED DRIVING ENFORCEMENT	DO26-10-03DPR		10/1/2025	9/30/2026	\$ 50,000.00	\$ -	\$ -	\$ -	\$ 50,000.00	ANNUALLY	10/22/2025	PENDING CONTRACT APPROVAL FROM THE OAG
2026	NHTSA	OHS EMERGENCY MEDICAL SERVICES (EMS) EDUCATION	EM26-04-00OHS		10/1/2025	9/30/2026	\$ 5,100.00	\$ -	\$ -	\$ -	\$ 5,100.00	ANNUALLY	10/22/2025	FUNDS POSTED IN GFMS
2026	NHTSA	GFD EMS IMMOBILIZATION & EXTRICATION	EM26-04-01GFD		10/1/2025	9/30/2026	\$ 164,472.30	\$ -	\$ -	\$ -	\$ 164,472.30	QUARTERLY	10/22/2025	PENDING WORK REQUEST - LOADING OF FUNDS (DOA)
2026	NHTSA	OHS OCCUPANT PROTECTION PUBLIC INFORMATION AND EDUCATION	OP26-02-01OHS		10/1/2025	9/30/2026	\$ 23,350.40	\$ 2,163.54	\$ -	\$ 2,163.54	\$ 21,186.86	ANNUALLY	10/22/2025	FUNDS POSTED IN GFMS
2026	NHTSA	GPD CLICK IT OR TICKET/BUCKLE DOWN	OP26-02-02HPD		10/1/2025	9/30/2026	\$ 90,820.58	\$ -	\$ -	\$ -	\$ 90,820.58	QUARTERLY	10/22/2025	PENDING WORK REQUEST - LOADING OF FUNDS (DOA)
2026	NHTSA	APD SEATBELT ENFORCEMENT PROJECT	OP26-02-03APD		10/1/2025	9/30/2026	\$ 35,000.00	\$ -	\$ -	\$ -	\$ 35,000.00	QUARTERLY	10/22/2025	PENDING CONTRACT APPROVAL FROM THE OAG
2026	NHTSA	OHS CHILD SAFETY SEATS	M1C5S26-25-01OHS		10/1/2025	9/30/2026	\$ 17,195.25	\$ -	\$ -	\$ -	\$ 17,195.25	ANNUALLY	10/22/2025	FUNDS POSTED IN GFMS

Note that the Legislature has taken steps to ensure that any protected personal identifying information has been redacted or excluded in whole or in part in order to protect the privacy of any individual(s) whose information has been included as part of this transmittal.

2026	NHTSA	OHS HEATSTROKE & UNATTENDED PASSENGER	M1HS26-30-01OHS / UNATTD26-30-01OHS	10/1/2025	9/30/2026	\$ 33,200.00	\$ -	\$ -	\$ -	\$ 33,200.00	ANNUALLY	10/22/2025	FUNDS POSTED IN GFMIS
2026	NHTSA	OHS CHILD PASSENGER SAFETY TRAINING & TRAVEL	M1TR26-27-01OHS	10/1/2025	9/30/2026	\$ 58,866.49	\$ -	\$ -	\$ -	\$ 58,866.49	ANNUALLY	10/22/2025	FUNDS POSTED IN GFMIS
2026	NHTSA	OHS PUBLIC EDUCATION & PROGRAM MANAGEMENT	M1PE26-22-01OHS	10/1/2025	9/30/2026	\$ 113,002.81	\$ 2,729.03	\$ -	\$ 2,729.03	\$ 110,273.78	ANNUALLY	10/22/2025	FUNDS POSTED IN GFMIS
2026	NHTSA	OHS HIGH VISIBILITY EDUCATION & OUTREACH	M1HVE26-23-01OHS	10/1/2025	9/30/2026	\$ 10,739.24	\$ -	\$ -	\$ -	\$ 10,739.24	ANNUALLY	10/22/2025	FUNDS POSTED IN GFMIS
2026	NHTSA	GPD OPERATION SCOPE	M1HVE26-28-01HPD	10/1/2025	9/30/2026	\$ 35,873.00	\$ -	\$ -	\$ -	\$ 35,873.00	QUARTERLY	10/22/2025	PENDING WORK REQUEST - LOADING OF FUNDS (DOA)
2026	NHTSA	OHS PAID MEDIA	PM26-08-01OHS	10/1/2025	9/30/2026	\$ 60,000.00	\$ -	\$ -	\$ -	\$ 60,000.00	ANNUALLY	10/22/2025	FUNDS POSTED IN GFMIS
2026	NHTSA	OHS PEDESTRIAN & BICYCLE SAFETY	PS26-06-01OHS	10/1/2025	9/30/2026	\$ 10,000.00	\$ 1,115.27	\$ -	\$ 1,115.27	\$ 8,884.73	ANNUALLY	10/22/2025	FUNDS POSTED IN GFMIS
2026	NHTSA	GPD PEDESTRIAN SAFETY ENFORCEMENT	PS26-06-02HPD	10/1/2025	9/30/2026	\$ 39,205.86	\$ -	\$ -	\$ -	\$ 39,205.86	QUARTERLY	10/22/2025	PENDING WORK REQUEST - LOADING OF FUNDS (DOA)
2026	NHTSA	OHS PLANNING & ADMINISTRATION	PA26-07-01OHS	10/1/2025	9/30/2026	\$ 80,600.01	\$ 5,786.31	\$ -	\$ 5,786.31	\$ 74,813.70	ANNUALLY	10/22/2025	FUNDS POSTED IN GFMIS
2026	NHTSA	OHS POLICE TRAFFIC EDUCATION	PT26-03-00OHS	10/1/2025	9/30/2026	\$ 13,228.74	\$ 1,493.85	\$ -	\$ 1,493.85	\$ 11,734.89	ANNUALLY	10/22/2025	FUNDS POSTED IN GFMIS
2026	NHTSA	OHS STATEWIDE TRAFFIC ENFORCEMENT	PT26-03-01OHS	10/1/2025	9/30/2026	\$ 122,260.00	\$ -	\$ -	\$ -	\$ 122,260.00	ANNUALLY	10/22/2025	PENDING NHTSA FUNDING TO ESTABLISH ACCOUNT
2026	NHTSA	GPD HIGHWAY ENFORCEMENT ACTION TEAM (HEAT)	PT26-03-01HPD	10/1/2025	9/30/2026	\$ 100,515.00	\$ -	\$ -	\$ -	\$ 100,515.00	QUARTERLY	10/22/2025	PENDING WORK REQUEST - LOADING OF FUNDS (DOA)
2026	NHTSA	APD TRAFFIC ENFORCEMENT PROGRAM	PT26-03-02APD	10/1/2025	9/30/2026	\$ 77,533.49	\$ -	\$ -	\$ -	\$ 77,533.49	QUARTERLY	10/22/2025	PENDING CONTRACT APPROVAL FROM THE OAG
2026	NHTSA	PAG OPERATION AI DAI HE' HAO	PT26-03-03PAG	10/1/2025	9/30/2026	\$ 77,533.49	\$ -	\$ -	\$ -	\$ 77,533.49	QUARTERLY	10/22/2025	PENDING CONTRACT APPROVAL FROM THE OAG
2026	NHTSA	DPR - PARK POLICE TRAFFIC ENFORCEMENT PROGRAM	PT26-03-04DPR	10/1/2025	9/30/2026	\$ 77,533.49	\$ -	\$ -	\$ -	\$ 77,533.49	QUARTERLY	10/22/2025	PENDING CONTRACT APPROVAL FROM THE OAG
2026	NHTSA	OHS TRAFFIC RECORDS INFORMATION & MANAGEMENT SYSTEM	TR26-05-01OHS	10/1/2025	9/30/2026	\$ 18,560.32	\$ 2,288.62	\$ -	\$ 2,288.62	\$ 16,271.70	ANNUALLY	10/22/2025	FUNDS POSTED IN GFMIS
TOTAL						\$ 1,728,868.02	\$ 18,595.50	\$ -	\$ 18,595.50	\$ 1,710,272.52			

**DEPARTMENT OF PUBLIC WORKS  
FEDERAL GRANTS REGISTRY  
AMERICAN RESCUE PLAN (ARP)  
FISCAL YEAR 2025  
As of September 30, 2025**

Source: GFMS

Grant Title	CFDA Number	Grant Award No.	Grant Period	Matching Requirement	Original Grant Award Amount	FY 2025 Appropriations	FY 2024 Carry Over Balance	FY 2025 Expenditures	FY 2025 Encumbrances	Available Funds	Actual Federal Reimbursement	Reporting Requirement	Project Status
<b>ADMINISTRATIVE SERVICES DIVISION</b>													
ARPA - DPW Continuing Appropriations		USPL117-2	03/03/21 - 12/31/26	100%	22,050,000.00	-	7,284,450.00	684,350.00	-	6,600,100.00	-	Jan - Apr - Jul - Oct (Quarter Reporting)	90% Complete as of 09/31/25
CIP Building & Design (Permit Center)		USPL117-2	03/03/21 - 12/31/26	100%		-	575,999.50	334,000.00	-	241,999.50	-	Jan - Apr - Jul - Oct (Quarter Reporting)	90% Complete as of 09/31/25
Transportation Maintenance		USPL117-2	03/03/21 - 12/31/26	100%		-	140,971.89	14,297.00	-	126,674.89	-	Jan - Apr - Jul - Oct (Quarter Reporting)	90% Complete as of 09/31/25
Bus Operations		USPL117-2	03/03/21 - 12/31/26	100%		-	810,494.81	544,781.80	-	265,713.01	-	Jan - Apr - Jul - Oct (Quarter Reporting)	90% Complete as of 09/31/25
Building Construction & Facilities Maintenance		USPL117-2	03/03/21 - 12/31/26	100%		-	-	0.00	-	0.00	-	Jan - Apr - Jul - Oct (Quarter Reporting)	90% Complete as of 09/31/25
Division of Highways		USPL117-2	03/03/21 - 12/31/26	100%		-	(6,045.56)	4,756,268.01	-	(4,762,313.57)	-	Jan - Apr - Jul - Oct (Quarter Reporting)	90% Complete as of 09/31/25
<b>Administrative Services Division Total:</b>					<b>\$ 22,050,000.00</b>	<b>\$ -</b>	<b>\$ 8,805,870.64</b>	<b>\$ 6,333,696.81</b>	<b>\$ -</b>	<b>\$ 2,472,173.83</b>	<b>\$ -</b>		
<b>Total DPW American Rescue Plan Fund:</b>					<b>\$ 22,050,000.00</b>	<b>\$ -</b>	<b>\$ 8,805,870.64</b>	<b>\$ 6,333,696.81</b>	<b>\$ -</b>	<b>\$ 2,472,173.83</b>	<b>\$ -</b>		

Overall Summary	Original Grant Award Amount	FY 2025 Appropriations	FY 2024 Carry Over Balance	FY 2025 Expenditures	FY 2025 Encumbrances	Available Funds	Actual Federal Reimbursement
Administrative Services Division	\$ 22,050,000.00	\$ -	\$ 8,805,870.64	\$ 6,333,696.81	\$ -	\$ 2,472,173.83	\$ -
<b>Grand Total:</b>	<b>\$ 22,050,000.00</b>	<b>\$ -</b>	<b>\$ 8,805,870.64</b>	<b>\$ 6,333,696.81</b>	<b>\$ -</b>	<b>\$ 2,472,173.83</b>	<b>\$ -</b>

**DEPARTMENT OF PUBLIC WORKS  
FEDERAL GRANTS REGISTRY  
AMERICAN RESCUE PLAN (ARP)  
FISCAL YEAR 2026  
As of December 31, 2025**

Source: GFMS

Grant Title	CFDA Number	Grant Award No.	Grant Period	Matching Requirement	Original Grant Award Amount	FY 2026 Appropriations	FY 2025 Carry Over Balance	FY 2026 Expenditures	FY 2026 Encumbrances	Available Funds	Actual Federal Reimbursement	Reporting Requirement	Project Status
<b>ADMINISTRATIVE SERVICES DIVISION</b>													
ARPA - DPW Continuing Appropriations		USPL117-2	03/03/21 - 12/31/26	100%	22,050,000.00	-	-	708,622.00	5,891,378.00	(6,600,000.00)	-	Jan - Apr - Jul - Oct (Quarter Reporting)	90% Complete as of 09/31/25
CIP Building & Design (Permit Center)		USPL117-2	03/03/21 - 12/31/26	100%		-	-		-	0.00	-	Jan - Apr - Jul - Oct (Quarter Reporting)	90% Complete as of 09/31/25
Transportation Maintenance		USPL117-2	03/03/21 - 12/31/26	100%		-	-		-	0.00	-	Jan - Apr - Jul - Oct (Quarter Reporting)	90% Complete as of 09/31/25
Bus Operations		USPL117-2	03/03/21 - 12/31/26	100%		-	-		-	0.00	-	Jan - Apr - Jul - Oct (Quarter Reporting)	90% Complete as of 09/31/25
Building Construction & Facilities Maintenance		USPL117-2	03/03/21 - 12/31/26	100%		-	-		-	0.00	-	Jan - Apr - Jul - Oct (Quarter Reporting)	90% Complete as of 09/31/25
Division of Highways		USPL117-2	03/03/21 - 12/31/26	100%		-	733,843.06		733,843.06	0.00	-	Jan - Apr - Jul - Oct (Quarter Reporting)	90% Complete as of 09/31/25
<b>Administrative Services Division Total:</b>					<b>\$ 22,050,000.00</b>	<b>\$ -</b>	<b>\$ 733,843.06</b>	<b>\$ 708,622.00</b>	<b>\$ 6,625,221.06</b>	<b>\$ (6,600,000.00)</b>	<b>\$ -</b>		
<b>Total DPW American Rescue Plan Fund:</b>					<b>\$ 22,050,000.00</b>	<b>\$ -</b>	<b>\$ 733,843.06</b>	<b>\$ 708,622.00</b>	<b>\$ 6,625,221.06</b>	<b>\$ (6,600,000.00)</b>	<b>\$ -</b>		

Overall Summary	Original Grant Award Amount	FY 2026 Appropriations	FY 2025 Carry Over Balance	FY 2026 Expenditures	FY 2026 Encumbrances	Available Funds	Actual Federal Reimbursement
Administrative Services Division	\$ 22,050,000.00	\$ -	\$ 733,843.06	\$ 708,622.00	\$ 6,625,221.06	\$ (6,600,000.00)	\$ -
<b>Grand Total:</b>	<b>\$ 22,050,000.00</b>	<b>\$ -</b>	<b>\$ 733,843.06</b>	<b>\$ 708,622.00</b>	<b>\$ 6,625,221.06</b>	<b>\$ (6,600,000.00)</b>	<b>\$ -</b>

OFB/Departmental Funding/Expenditure Fact Sheet  
(AMERICAN RESCUE PLAN FUND)  
OVERALL SUMMARY

Department/Agency: DEPARTMENT OF PUBLIC WORKS  
Division/Program: DPW - ARPA  
FIRM/400 Account No.: [REDACTED]

Department Agency Head Certification  
as to the accuracy of information contained herein:  
*V.P.*  
2 FEB 2026  
VINCENT P. ARRIOLA, DPW Director

FIRM/400 Account Code	Appropriation Classification	As of September 30, 2025						As of December 31, 2025								
		FY 2025						FY 2026								
		A	B	C	D	E	F	G	H	I	J	K	L	M	N	O
		FY 2025 Appropriations	FY2024 Authorized Lapse Carried Over/ Continued into FY2025	FY 2025 Governor's Transfer +/-	Total FY 2025 Spending Authorized (A + B + C)	FY 2025 Y-T-D Expenditures/ Encumbrances %	FY 2025 Available Projected Balance (D - E)	FY 2026 Appropriations	FY2025 Authorized Lapse Carried Over/ Continued into FY2026	FY 2026 Governor's Transfer +/-	Total FY 2026 Spending Authorized (G + H + I)	FY 2026 Y-T-D Allotment	FY 2026 Y-T-D Expenditures/ Encumbrances %	FY 2026 Projected Expenditures	FY 2026 Total Expenditures/ Encumbrances (L + M)	FY 2026 Available Projected Balance (N - O)
	<b>PERSONNEL SERVICES</b>															
111	Regular Salaries / Increments	-	-	5,115	5,115	7,161	(2,045)	-	-	-	-	-	-	-	-	-
112	Overtime / Special Pay	-	-	268	268	385	(117)	-	-	-	-	-	-	-	-	-
113	Benefits	-	-	3,099	3,099	4,252	(1,153)	-	-	-	-	-	-	-	-	-
	<b>TOTAL PERSONNEL SERVICES:</b>	\$ -	\$ -	\$ 8,483	\$ 8,483	\$ 11,798	\$ (3,315)	\$ -	\$ -	\$ -	\$ -	\$ -	\$ -	\$ -	\$ -	\$ -
	<b>OPERATIONS</b>															
220	Travel-Off-Island / Local Mileage Reimbursements	-	-	-	-	-	-	-	-	-	-	-	-	-	-	-
230	Contractual Services	-	-	8,572,076	8,572,076	5,914,248	2,657,828	-	-	733,843	733,843	-	7,333,843	-	7,333,843	(6,600,000)
233	Office Space Rental	-	-	-	-	-	-	-	-	-	-	-	-	-	-	-
240	Supplies & Materials	-	-	88,737	88,737	9,672	79,065	-	-	-	-	-	-	-	-	-
250	Equipment	-	-	5,471	5,471	-	5,471	-	-	-	-	-	-	-	-	-
271	Drug Testing Charges	-	-	-	-	-	-	-	-	-	-	-	-	-	-	-
280	Sub-Recipient / Subgrant	-	-	-	-	-	-	-	-	-	-	-	-	-	-	-
290	Miscellaneous	-	-	-	-	-	-	-	-	-	-	-	-	-	-	-
	<b>TOTAL OPERATIONS:</b>	\$ -	\$ -	\$ 8,666,283	\$ 8,666,283	\$ 5,923,920	\$ 2,742,364	\$ -	\$ -	\$ 733,843	\$ 733,843	\$ -	\$ 7,333,843	\$ -	\$ 7,333,843	\$ (6,600,000)
	<b>UTILITIES</b>															
361	Power	-	-	-	-	-	-	-	-	-	-	-	-	-	-	-
362	Water / Sewer	-	-	-	-	-	-	-	-	-	-	-	-	-	-	-
363	Telephone / Toll	-	-	-	-	-	-	-	-	-	-	-	-	-	-	-
	<b>TOTAL UTILITIES:</b>	\$ -	\$ -	\$ -	\$ -	\$ -	\$ -	\$ -	\$ -	\$ -	\$ -	\$ -	\$ -	\$ -	\$ -	\$ -
\$ 450	<b>CAPITAL OUTLAY</b>	-	-	131,105	131,105	397,979	(266,875)	-	-	-	-	-	-	-	-	-
\$ 701	<b>INDIRECT COST</b>	-	-	-	-	-	-	-	-	-	-	-	-	-	-	-
	<b>GRAND TOTAL:</b>	\$ -	\$ -	\$ 8,805,871	\$ 8,805,871	\$ 6,333,697	\$ 2,472,174	\$ -	\$ -	\$ 733,843	\$ 733,843	\$ -	\$ 7,333,843	\$ -	\$ 7,333,843	\$ (6,600,000)

FULL TIME EQUIVALENCIES (FTE's)	As of September 30, 2025			
	Unclassified	Classified	Contract	Other (LTA)
Filled / Warm Bodies	0	0	0	0
Vacant (Funded)	0	0	0	0
<b>TOTAL FTE's</b>	0	0	0	0

	As of December 31, 2025			
	Unclassified	Classified	Contract	Other (LTA)
	0	0	0	0
	0	0	0	0
	0	0	0	0

a) Indicate on a separate sheet each amount expended for: 1) prior year obligation(s); 2) emergency authorizations(s); and 3) promised compensation/acting or detail pay.  
b) Information from GFMIS was used to determine the amounts reflected.

OFB/Departmental Funding/Expenditure Fact Sheet  
(AMERICAN RESCUE PLAN FUND)

Department/Agency: DEPARTMENT OF PUBLIC WORKS  
Division/Program: ADMINISTRATIVE SERVICES DIVISION  
FIRM/400 Account No: [REDACTED]

FIRM/400 Account Code	Appropriation Classification	As of September 30, 2025						As of December 31, 2025								
		FY 2025						FY 2026								
		A	B	C	D	E	F	G	H	I	J	K	L	M	N	O
		FY 2025 Appropriations	FY 2024 Authorized Lapse Carried Over/ Continued into FY 2025	FY 2025 Governor's Transfer +/-	Total FY 2025 Spending Authorized (A + B + C)	FY 2025 Y-T-D Expenditures/ Encumbrances +/-	FY 2025 Available Projected Balance (D - E)	FY 2026 Appropriations	FY 2025 Authorized Lapse Carried Over/ Continued into FY 2026	FY 2026 Governor's Transfer +/-	Total FY 2026 Spending Authorized (G + H + I)	FY 2026 Y-T-D Allotment	FY 2026 Y-T-D Expenditures/ Encumbrances +/-	FY 2026 Projected Expenditures	FY 2026 Total Expenditures/ Encumbrances (L + M)	FY 2026 Available Projected Balance (J - N)
	<b>PERSONNEL SERVICES</b>															
111	Regular Salaries / Increments:		-	-	-	-	-									
112	Overtime / Special Pay:		-	-	-	-	-									
113	Benefits:		-	-	-	-	-									
	<b>TOTAL PERSONNEL SERVICES:</b>		-	-	-	-	-									
	<b>OPERATIONS</b>															
220	Travel-Off-Island / Local Mileage Reimbursements:	-	-	-	-	-	-									
230	Contractual Services:		-	7,284,450	7,284,450	684,350	6,600,100						6,600,000	-	6,600,000	(6,600,000)
233	Office Space Rental:		-	-	-	-	-									
240	Supplies & Materials:		-	-	-	-	-									
250	Equipment:		-	-	-	-	-									
271	Drug Testing Charges:		-	-	-	-	-									
280	Sub-Recipient / Subgrant:		-	-	-	-	-									
290	Miscellaneous:		-	-	-	-	-									
	<b>TOTAL OPERATIONS:</b>		-	7,284,450	7,284,450	684,350	6,600,100						6,600,000		6,600,000	(6,600,000)
	<b>UTILITIES</b>															
361	Power:		-	-	-	-	-									
362	Water / Sewer:		-	-	-	-	-									
363	Telephone / Toll:		-	-	-	-	-									
	<b>TOTAL UTILITIES:</b>		-	-	-	-	-									
450	<b>CAPITAL OUTLAY</b>		-	-	-	-	-									
701	<b>INDIRECT COST</b>		-	-	-	-	-									
	<b>GRAND TOTAL:</b>		-	7,284,450	7,284,450	684,350	6,600,100						6,600,000		6,600,000	(6,600,000)

FULL TIME EQUIVALENCIES (FTE'S)	As of September 30, 2025			
	Unclassified	Classified	Contract	Other (LTA)
Filled / Warm Bodies	0	0	0	0
Vacant (Funded)	0	0	0	0
<b>TOTAL FTE'S</b>	<b>0</b>	<b>0</b>	<b>0</b>	<b>0</b>

	As of December 31, 2025			
	Unclassified	Classified	Contract	Other (LTA)
	0	0	0	0
	0	0	0	0
	0	0	0	0

a) Indicate on a separate sheet each amount expended for: 1) prior year obligation(s); 2) emergency authorization(s); and 3) promised compensation/acting or detail pay.  
b) Information from GFMIS was used to determine the amounts reflected.

OFB/Departmental Funding/Expenditure Fact Sheet  
(AMERICAN RESCUE PLAN FUND)

Department/Agency: DEPARTMENT OF PUBLIC WORKS  
Division/Program: CIP Building & Design (Permit Center)  
FIRM/100 Account No. [REDACTED]

FIRM/100 Account Code	Appropriation Classification	As of September 30, 2025						As of December 31, 2025								
		FY 2025						FY 2026								
		A	B	C	D	E	F	G	H	I	J	K	L	M	N	O
		FY 2025 Appropriations	FY2024 Authorized Lapse Carried Over/ Continued into FY2025	FY 2025 Governor's Transfer +/-	Total FY 2025 Spending Authorized (A + B + C)	FY 2025 Y-T-D Expenditures/ Encumbrances +/-	FY 2025 Available Projected Balance (D - E)	FY 2026 Appropriations	FY2025 Authorized Lapse Carried Over/ Continued into FY2026	FY 2026 Governor's Transfer +/-	Total FY 2026 Spending Authorized (G + H + I)	FY 2026 Y-T-D Allotment	FY 2026 Y-T-D Expenditures/ Encumbrances +/-	FY 2026 Projected Expenditures	FY 2026 Total Expenditures/ Encumbrances (L + M)	FY 2026 Available Projected Balance (J - N)
	<b>PERSONNEL SERVICES</b>															
111	Regular Salaries / Increments	-	-	-	-	-	-	-	-	-	-	-	-	-	-	-
112	Overtime / Special Pay	-	-	-	-	-	-	-	-	-	-	-	-	-	-	-
113	Benefits	-	-	-	-	-	-	-	-	-	-	-	-	-	-	-
	<b>TOTAL PERSONNEL SERVICES:</b>	-	-	-	-	-	-	-	-	-	-	-	-	-	-	-
	<b>OPERATIONS</b>															
220	Travel-Off-Island / Local Mileage Reimbursements	-	-	-	-	-	-	-	-	-	-	-	-	-	-	-
230	Contractual Services	-	-	576,000	576,000	334,000	242,000	-	-	-	-	-	-	-	-	-
233	Office Space Rental	-	-	-	-	-	-	-	-	-	-	-	-	-	-	-
240	Supplies & Materials	-	-	-	-	-	-	-	-	-	-	-	-	-	-	-
250	Equipment	-	-	-	-	-	-	-	-	-	-	-	-	-	-	-
271	Drug Testing Charges	-	-	-	-	-	-	-	-	-	-	-	-	-	-	-
280	Sub-Recipient / Subgrant	-	-	-	-	-	-	-	-	-	-	-	-	-	-	-
290	Miscellaneous	-	-	-	-	-	-	-	-	-	-	-	-	-	-	-
	<b>TOTAL OPERATIONS:</b>	-	-	576,000	576,000	334,000	242,000	-	-	-	-	-	-	-	-	-
	<b>UTILITIES</b>															
361	Power	-	-	-	-	-	-	-	-	-	-	-	-	-	-	-
362	Water / Sewer	-	-	-	-	-	-	-	-	-	-	-	-	-	-	-
363	Telephone / Toll	-	-	-	-	-	-	-	-	-	-	-	-	-	-	-
	<b>TOTAL UTILITIES:</b>	-	-	-	-	-	-	-	-	-	-	-	-	-	-	-
450	<b>CAPITAL OUTLAY</b>	-	-	-	-	-	-	-	-	-	-	-	-	-	-	-
701	<b>INDIRECT COST</b>	-	-	-	-	-	-	-	-	-	-	-	-	-	-	-
	<b>GRAND TOTAL:</b>	-	-	576,000	576,000	334,000	242,000	-	-	-	-	-	-	-	-	-

FULL TIME EQUIVALENCES (FTE'S)	As of September 30, 2025			
	Unclassified	Classified	Contract	Other (LTA)
Filled / Warm Bodies	0	0	0	0
Vacant (Funded)	0	0	0	0
<b>TOTAL FTE'S</b>	<b>0</b>	<b>0</b>	<b>0</b>	<b>0</b>

	As of December 31, 2025			
	Unclassified	Classified	Contract	Other (LTA)
	0	0	0	0
	0	0	0	0
	0	0	0	0

a) Indicate on a separate sheet each amount expended for: 1) prior year obligation(s); 2) emergency authorization(s); and 3) promised compensation/acting or detail pay.  
b) Information from GFMIS was used to determine the amounts reflected.

OFB/Departmental Funding/Expenditure Fact Sheet  
(AMERICAN RESCUE PLAN FUND)

Department/Agency: DEPARTMENT OF PUBLIC WORKS  
Division/Program: TRANSPORTATION MAINTENANCE  
FIRM/400 Account No.:

FIRM/400 Account Code	Appropriation Classification	As of September 30, 2025						As of December 31, 2025								
		FY 2025						FY 2026								
		A	B	C	D	E	F	G	H	I	J	K	L	M	N	O
		FY 2025 Appropriations	FY2024 Authorized Lapse Carried Over/ Continued into FY2025	FY 2025 Governor's Transfer +/-	Total FY 2025 Spending Authorized (A + B + C)	FY 2025 Y-T-D Expenditures/ Encumbrances +/-	FY 2025 Available Projected Balance (D - E)	FY 2026 Appropriations	FY2025 Authorized Lapse Carried Over/ Continued into FY2026	FY 2026 Governor's Transfer +/-	Total FY 2026 Spending Authorized (G + H + I)	FY 2026 Y-T-D Allotment	FY 2026 Y-T-D Expenditures/ Encumbrances +/-	FY 2026 Projected Expenditures	FY 2026 Total Expenditures/ Encumbrances (L + M)	FY 2026 Available Projected Balance (J - N)
<b>PERSONNEL SERVICES</b>																
111	Regular Salaries / Increments:				-		-				-	-			-	-
112	Overtime / Special Pay:				-		-				-	-			-	-
113	Benefits:				-		-				-	-			-	-
	<b>TOTAL PERSONNEL SERVICES:</b>	-	-	-	-	-	-	-	-	-	-	-	-	-	-	-
<b>OPERATIONS</b>																
220	Travel-Off-Island / Local Mileage Reimbursements:	-	-	-	-	-	-	-	-	-	-	-	-	-	-	-
230	Contractual Services:			80,923	80,923	4,625	76,298				-	-			-	-
233	Office Space Rental:			-	-	-	-				-	-			-	-
240	Supplies & Materials:			54,578	54,578	9,672	44,906				-	-			-	-
250	Equipment:			5,471	5,471	-	5,471				-	-			-	-
271	Drug Testing Charges:			-	-	-	-				-	-			-	-
280	Sub-Recipient / Subgrant:			-	-	-	-				-	-			-	-
290	Miscellaneous:			-	-	-	-				-	-			-	-
	<b>TOTAL OPERATIONS:</b>	-	-	140,972	140,972	14,297	126,675	-	-	-	-	-	-	-	-	-
<b>UTILITIES</b>																
361	Power:			-	-	-	-				-	-			-	-
362	Water / Sewer:			-	-	-	-				-	-			-	-
363	Telephone / Toll:			-	-	-	-				-	-			-	-
	<b>TOTAL UTILITIES:</b>	-	-	-	-	-	-	-	-	-	-	-	-	-	-	-
450	<b>CAPITAL OUTLAY</b>															
701	<b>INDIRECT COST</b>															
	<b>GRAND TOTAL:</b>	-	-	140,972	140,972	14,297	126,675	-	-	-	-	-	-	-	-	-

FULL TIME EQUIVALENTS (FTE'S)	As of September 30, 2025			
	Unclassified	Classified	Contract	Other (LTA)
Filled / Warm Bodies	0	0	0	0
Vacant (Funded)	0	0	0	0
<b>TOTAL FTE'S</b>	<b>0</b>	<b>0</b>	<b>0</b>	<b>0</b>

	As of December 31, 2025			
	Unclassified	Classified	Contract	Other (LTA)
	0	0	0	0
	0	0	0	0
	0	0	0	0

a) Indicate on a separate sheet each amount expended for: 1) prior year obligation(s); 2) emergency authorization(s); and 3) promised compensation/acting or detail pay.  
b) Information from GFMIS was used to determine the amounts reflected.

OFB/Departmental Funding/Expenditure Fact Sheet  
(AMERICAN RESCUE PLAN FUND)

Department/Agency: DEPARTMENT OF PUBLIC WORKS  
Division/Program: DIVISION OF BUS OPERATIONS  
FIRM/400 Account No: [REDACTED]

FIRM/400 Account Code	Appropriation Classification	As of September 30, 2025						As of December 31, 2025								
		FY 2025						FY 2026								
		A	B	C	D	E	F	G	H	I	J	K	L	M	N	O
		FY 2025 Appropriations	FY2024 Authorized Lapse Carried Over/ Continued into FY2025	FY 2025 Governor's Transfer +/-	Total FY 2025 Spending Authorized (A + B + C)	FY 2025 Y-T-D Expenditures/ Encumbrances +/-	FY 2025 Available Projected Balance (D - E)	FY 2026 Appropriations	FY2025 Authorized Lapse Carried Over/ Continued into FY2026	FY 2026 Governor's Transfer +/-	Total FY 2026 Spending Authorized ((G + H + I)	FY 2026 Y-T-D Allotment	FY 2026 Y-T-D Expenditures/ Encumbrances +/-	FY 2026 Projected Expenditures	FY 2026 Total Expenditures/ Encumbrances (L + M)	FY 2026 Available Projected Balance (J - N)
<b>PERSONNEL SERVICES</b>																
111	Regular Salaries / Increments:	-		5,115	5,115	6,382	(1,267)	-			-					
112	Overtime / Special Pay:	-		268	268	385	(117)	-			-					
113	Benefits:	-		3,099	3,099	3,860	(761)	-			-					
	<b>TOTAL PERSONNEL SERVICES:</b>	-		<b>8,483</b>	<b>8,483</b>	<b>10,627</b>	<b>(2,144)</b>	-			-					
<b>OPERATIONS</b>																
220	Travel-Off-Island / Local Mileage Reimbursements:	-		-	-	-	-	-			-					
230	Contractual Services:			672,033	672,033	342,260	329,773	-			-					
233	Office Space Rental:							-			-					
240	Supplies & Materials:							-			-					
250	Equipment:							-			-					
271	Drug Testing Charges:							-			-					
280	Sub-Recipient / Subgrant:							-			-					
290	Miscellaneous:							-			-					
	<b>TOTAL OPERATIONS:</b>	-		<b>672,033</b>	<b>672,033</b>	<b>342,260</b>	<b>329,773</b>	-			-					
<b>UTILITIES</b>																
361	Power:															
362	Water / Sewer:															
363	Telephone / Toll:															
	<b>TOTAL UTILITIES:</b>	-		-	-	-	-	-			-					
450	<b>CAPITAL OUTLAY</b>			129,980	129,980	191,895	(61,915)									
701	<b>INDIRECT COST</b>															
	<b>GRAND TOTAL:</b>	-		<b>810,495</b>	<b>810,495</b>	<b>544,782</b>	<b>265,713</b>	-			-					

FULL TIME EQUIVALENCIES (FTE'S)	As of September 30, 2025			
	Unclassified	Classified	Contract	Other (LTA)
Filled / Warm Bodies	0	0	0	0
Vacant (Funded)	0	0	0	0
<b>TOTAL FTE'S</b>	<b>0</b>	<b>0</b>	<b>0</b>	<b>0</b>

	As of December 31, 2025			
	Unclassified	Classified	Contract	Other (LTA)
	0	0	0	0
	0	0	0	0
	0	0	0	0

a) Indicate on a separate sheet each amount expended for: 1) prior year obligation(s); 2) emergency authorizations(s); and 3) promised compensation/acting or detail pay.  
b) Information from CFMIS was used to determine the amounts reflected.

OFB/Departmental Funding/Expenditure Fact Sheet  
(AMERICAN RESCUE PLAN FUND)

Department/Agency: DEPARTMENT OF PUBLIC WORKS  
Division/Program: BUILDING CONSTRUCTION & FACILITIES MAINTENANCE DIVISION  
FIRM/400 Account No. [REDACTED]

FIRM/400 Account Code	Appropriation Classification	As of September 30, 2025						As of December 31, 2025								
		FY 2025						FY 2026								
		A	B	C	D	E	F	G	H	I	J	K	L	M	N	O
		FY 2025 Appropriations	FY2025 Authorized Lapse Carried Over/Continued into FY2025	FY 2025 Governor's Transfer +/-	Total FY 2025 Spending Authorized (A + B + C)	FY 2025 Y-T-D Expenditures/Encumbrances <sup>1/</sup>	FY 2025 Available Projected Balance (D - E)	FY 2026 Appropriations	FY2026 Authorized Lapse Carried Over/Continued into FY2026	FY 2026 Governor's Transfer +/-	Total FY 2026 Spending Authorized (G + H + I)	FY 2026 Y-T-D Allotment	FY 2026 Y-T-D Expenditures/Encumbrances <sup>1/</sup>	FY 2026 Projected Expenditures	FY 2026 Total Expenditures/Encumbrances (L + M)	FY 2026 Available Projected Balance (J - N)
	<b>PERSONNEL SERVICES</b>															
111	Regular Salaries / Increments:				-		-			-	-			-	-	-
112	Overtime / Special Pay:				-		-			-	-			-	-	-
113	Benefits:				-		-			-	-			-	-	-
	<b>TOTAL PERSONNEL SERVICES:</b>	-	-	-	-	-	-	-	-	-	-	-	-	-	-	-
	<b>OPERATIONS</b>															
220	Travel-Off-Island / Local Mileage Reimbursements:	-	-	-	-	-	-	-	-	-	-	-	-	-	-	-
230	Contractual Services:				-		-			-	-			-	-	-
233	Office Space Rental:				-		-			-	-			-	-	-
240	Supplies & Materials:				-		-			-	-			-	-	-
250	Equipment:				-		-			-	-			-	-	-
271	Drug Testing Charges:				-		-			-	-			-	-	-
280	Sub-Recipient / Subgrant:	-	-	-	-	-	-	-	-	-	-	-	-	-	-	-
290	Miscellaneous:	-	-	-	-	-	-	-	-	-	-	-	-	-	-	-
	<b>TOTAL OPERATIONS:</b>	-	-	-	-	-	-	-	-	-	-	-	-	-	-	-
	<b>UTILITIES</b>															
361	Power:	-	-	-	-	-	-	-	-	-	-	-	-	-	-	-
362	Water / Sewer:	-	-	-	-	-	-	-	-	-	-	-	-	-	-	-
363	Telephone / Toll:				-		-			-	-			-	-	-
	<b>TOTAL UTILITIES:</b>	-	-	-	-	-	-	-	-	-	-	-	-	-	-	-
450	<b>CAPITAL OUTLAY</b>	-	-	-	-	-	-	-	-	-	-	-	-	-	-	-
701	<b>INDIRECT COST</b>	-	-	-	-	-	-	-	-	-	-	-	-	-	-	-
	<b>GRAND TOTAL:</b>	-	-	-	-	-	-	-	-	-	-	-	-	-	-	-

FULL TIME EQUIVALENCIES (FTE'S)	As of September 30, 2025			
	Unclassified	Classified	Contract	Other (LTA)
Filled / Warm Bodies	0	0	0	0
Vacant (Funded)	0	0	0	0
<b>TOTAL FTE'S</b>	<b>0</b>	<b>0</b>	<b>0</b>	<b>0</b>

	As of December 31, 2025		
	Unclassified	Classified	Contract
	0	0	0
	0	0	0
	0	0	0

a) Indicate on a separate sheet each amount expended for: 1) prior year obligation(s); 2) emergency authorizations(s); and 3) promised compensation/acting or detail pay.  
b) Information from GFMS was used to determine the amounts reflected.

OFB/Departmental Funding/Expenditure Fact Sheet  
(AMERICAN RESCUE PLAN FUND)

Department/Agency: DEPARTMENT OF PUBLIC WORKS  
Division/Program: HIGHWAY MAINTENANCE & CONSTRUCTION DIVISION  
FIRM/400 Account No: [REDACTED]

FIRM/400 Account Code	Appropriation Classification	As of September 30, 2025						As of December 31, 2025								
		FY 2025						FY 2026								
		A	B	C	D	E	F	G	H	I	J	K	L	M	N	O
		FY 2025 Appropriations	FY2024 Authorized Lapse Carried Over/ Continued into FY2025	FY 2025 Governor's Transfer +/-	Total FY 2025 Spending Authorized (A + B + C)	FY 2025 Y-T-D Expenditures/ Encumbrances %	FY 2025 Available Projected Balance (D - E)	FY 2026 Appropriations	FY2025 Authorized Lapse Carried Over/ Continued into FY2026	FY 2026 Governor's Transfer +/-	Total FY 2026 Spending Authorized (G + H + I)	FY 2026 Y-T-D Allotment	FY 2026 Y-T-D Expenditures/ Encumbrances %	FY 2026 Projected Expenditures	FY 2026 Total Expenditures/ Encumbrances (L + M)	FY 2026 Available Projected Balance (J - N)
<b>PERSONNEL SERVICES</b>																
111	Regular Salaries / Increments:				-	779	(779)				-	-				
112	Overtime / Special Pay:				-		-				-	-				
113	Benefits:				-	392	(392)				-	-				
	<b>TOTAL PERSONNEL SERVICES:</b>	-	-	-	-	1,171	(1,171)	-	-	-	-	-	-	-	-	-
<b>OPERATIONS</b>																
220	Travel-Off-Island / Local Mileage Reimbursements:	-	-	-	-	-	-	-	-	-	-	-	-	-	-	-
230	Contractual Services:			(41,329)	(41,329)	4,549,013	(4,590,342)			733,843	733,843		733,843		733,843	
233	Office Space Rental:				-		-				-	-				
240	Supplies & Materials:			34,159	34,159		34,159				-	-				
250	Equipment:				-		-				-	-				
271	Drug Testing Charges:		-	-	-	-	-			-	-					
280	Sub-Recipient / Subgrant:	-	-	-	-	-	-	-	-	-	-	-	-	-	-	-
290	Miscellaneous:	-	-	-	-	-	-	-	-	-	-	-	-	-	-	-
	<b>TOTAL OPERATIONS:</b>	-	-	(7,171)	(7,171)	4,549,013	(4,556,183)	-	-	733,843	733,843	-	733,843	-	733,843	-
<b>UTILITIES</b>																
361	Power:		-	-	-	-	-			-	-					
362	Water / Sewer:		-	-	-	-	-			-	-					
363	Telephone / Toll:		-	-	-	-	-			-	-					
	<b>TOTAL UTILITIES:</b>	-	-	-	-	-	-	-	-	-	-	-	-	-	-	-
450	<b>CAPITAL OUTLAY</b>	-	-	1,125	1,125	206,085	(204,960)	-	-	-	-	-	-	-	-	-
701	<b>INDIRECT COST</b>	-	-	-	-	-	-	-	-	-	-	-	-	-	-	-
	<b>GRAND TOTAL:</b>	-	-	(6,046)	(6,046)	4,756,268	(4,762,314)	-	-	733,843	733,843	-	733,843	-	733,843	-

FULL TIME EQUIVALENCIES (FTE'S)	As of September 30, 2025			
	Unclassified	Classified	Contract	Other (I.T.A)
Filled / Warm Bodies	0	0	0	0
Vacant (Funded)	0	0	0	0
<b>TOTAL FTE'S</b>	0	0	0	0

	As of December 31, 2025			
	Unclassified	Classified	Contract	Other (I.T.A)
	0	0	0	0
	0	0	0	0
	0	0	0	0

a) Indicate on a separate sheet each amount expended for: 1) prior year obligation(s); 2) emergency authorizations(s); and 3) promised compensatin/acting or detail pay.  
b) Information from GFMIS was used to determine the amounts reflected.

**DEPARTMENT OF PUBLIC WORKS  
FEDERAL GRANTS REGISTRY  
SUB-GRANTEES (FEDERAL)  
FISCAL YEAR 2025  
As of September 30, 2025**

Source: GFMIS

Account Name	Authorization Number	Sub-Grant Period	Matching Requirement	Original Sub-Grantee Amount	FY 2025 Appropriations	FY 2024 Carry Over Balance	FY 2025 Expenditures	FY 2025 Encumbrances	Available Funds	Project Status
<b>CAPITAL IMPROVEMENT PROJECTS</b>										
Public Health Level 2/3 Lab [REDACTED]	W220201001	3/21/2022 - 11/29/2026	100%	27,000,000.00	-	17,959,175.69	17,959,175.69	-	0.00	0% Complete as of 12/31/25
<b>Capital Improvement Project Total:</b>				<b>\$ 27,000,000.00</b>	<b>\$ -</b>	<b>\$ 17,959,175.69</b>	<b>\$ 17,959,175.69</b>	<b>\$ -</b>	<b>\$ -</b>	
<b>BUS OPERATIONS</b>										
USEPA Diesel School Bus Replacement [REDACTED] (DERA)	W212200001	04/19/21 - 9/30/2025	20%/80%	201,558.00	-	184,495.00	184,495.00	-	0.00	0% Complete as of 12/31/25
<b>Bus Operations Division Total:</b>				<b>\$ 201,558.00</b>	<b>\$ -</b>	<b>\$ 184,495.00</b>	<b>\$ 184,495.00</b>	<b>\$ -</b>	<b>\$ -</b>	
<b>Total Sub-Grantee (Federal):</b>				<b>\$ 27,201,558.00</b>	<b>\$ -</b>	<b>\$ 18,143,670.69</b>	<b>\$ 18,143,670.69</b>	<b>\$ -</b>	<b>\$ -</b>	

Overall Summary	Original Grant Award Amount	FY 2025 Appropriations	FY 2024 Carry Over Balance	FY 2025 Expenditures	FY 2025 Encumbrances	Available Funds
Capital Improvement Projects Division	\$ 27,000,000.00	\$ -	\$ 17,959,175.69	\$ 17,959,175.69	\$ -	0.00
Bus Operations Division	\$ 201,558.00	\$ -	\$ 184,495.00	\$ 184,495.00	\$ -	0.00
<b>Grand Total:</b>	<b>\$ 27,201,558.00</b>	<b>\$ -</b>	<b>\$ 18,143,670.69</b>	<b>\$ 18,143,670.69</b>	<b>\$ -</b>	<b>\$ -</b>

Additional Sub-Grantees	CFDA Number	Grant Award No.	Original Grant Award Amount	Reporting Requirement	Project Status
DPW Renovation & Repair of Public Gymnasiums, Sport Facilities and Public Restrooms (Phase I and II) [REDACTED]	0	D18AP00081	5,620,000.00		43% complete Phase II
DPW Renovation & Repair of Public Gymnasiums, Sport Facilities and Public Restrooms (Phase III) [REDACTED]	15.875	D22AF00103	3,837,422.00	June 30 and December 31	35% complete

**DEPARTMENT OF PUBLIC WORKS  
FEDERAL GRANTS REGISTRY  
SUB-GRANTEES (FEDERAL)  
FISCAL YEAR 2026  
As of December 31, 2025**

Source: GFMIS

Account Name	Authorization Number	Sub-Grant Period	Matching Requirement	Original Sub-Grantee Amount	FY 2026 Appropriations	FY 2025 Carry Over Balance	FY 2026 Expenditures	FY 2026 Encumbrances	Available Funds	Project Status
<b>CAPITAL IMPROVEMENT PROJECTS</b>										
Public Health Level 2/3 Lab [REDACTED]	W220201001	3/21/2022 - 11/29/2026	100%	27,000,000.00	-	8,937,549.02	976,330.06	6,543,372.18	1,417,846.78	0% Complete as of 12/31/25
<b>Capital Improvement Project Total:</b>				\$ 27,000,000.00	\$ -	\$ 8,937,549.02	\$ 976,330.06	\$ 6,543,372.18	\$ 1,417,846.78	
<b>BUS OPERATIONS</b>										
USEPA Diesel School Bus Replacement (DERA) [REDACTED]	W212200001	04/19/21 - 9/30/2025	20%/80%	201,558.00	-		-	-	0.00	0% Complete as of 12/31/25
<b>Bus Operations Division Total:</b>				\$ 201,558.00	\$ -	\$ -	\$ -	\$ -	\$ -	
<b>Total Sub-Grantee (Federal):</b>				\$ 27,201,558.00	\$ -	\$ 8,937,549.02	\$ 976,330.06	\$ 6,543,372.18	\$ 1,417,846.78	

Overall Summary	Original Grant Award Amount	FY 2026 Appropriations	FY 2025 Carry Over Balance	FY 2026 Expenditures	FY 2026 Encumbrances	Available Funds
Capital Improvement Projects Division	\$ 27,000,000.00	\$ -	\$ 8,937,549.02	\$ 976,330.06	\$ 6,543,372.18	1,417,846.78
Bus Operations Division	\$ 201,558.00	\$ -	\$ -	\$ -	\$ -	201,558.00
<b>Grand Total:</b>	\$ 27,201,558.00	\$ -	\$ 8,937,549.02	\$ 976,330.06	\$ 6,543,372.18	\$ 1,619,404.78

Additional Sub-Grantees	CFDA Number	Grant Award No.	Original Grant Award Amount	Reporting Requirement	Project Status
DPW Renovation & Repair of Public Gymnasiums, Sport Facilities and Public Restrooms (Phase I and II) [REDACTED]	0	D18AP00081	5,620,000.00		43% complete Phase II
DPW Renovation & Repair of Public Gymnasiums, Sport Facilities and Public Restrooms (Phase III) [REDACTED]	15.875	D22AF00103	3,837,422.00	June 30 and December 31	35% complete

OFB/Departmental Funding/Expenditure Fact Sheet  
SUB-GRANTEE (FEDERAL)  
OVERALL SUMMARY

Department/Agency Head Certification  
as to the accuracy of information contained herein:  
*V. P. Arriona*  
2 FEB 2026  
VINCENT P. ARRIONA, DPW Director

Department/Agency: DEPARTMENT OF PUBLIC WORKS  
Division/Program: VARIOUS DIVISIONS  
FRM/400 Account No.: (Sub-Grantee - Federal)

Object Class	Appropriation Classification	As of September 30, 2025						As of December 31, 2025								
		FY 2025						FY 2026								
		A	B	C	D	E	F	A	B	C	D	E	F	G	H	
		FY 2025 Appropriations	FY2024 Authorized Lapse Carried Over/ Continued into FY2025	Governor's Transfer +/-	Total Spending Authorized (A + B + C)	Total Expenditures/ Encumbrances	Balance	FY 2026 Appropriations	FY2025 Authorized Lapse Carried Over/ Continued into FY2026	Governor's Transfer +/-	Total Spending Authorized (A + B + C)	Y-T-D Allotment	Total Expenditures/ Encumbrances	Projected Expenditures	Available Projected Balance (D - F - G)	
<b>PERSONNEL SERVICES</b>																
111	Regular Salaries / Increments	-	-	-	-	-	-	-	-	-	-	-	-	-	-	-
112	Overtime / Special Pay	-	-	-	-	-	-	-	-	-	-	-	-	-	-	-
113	Benefits	-	-	-	-	-	-	-	-	-	-	-	-	-	-	-
<b>TOTAL PERSONNEL SERVICES:</b>		<b>\$ -</b>	<b>\$ -</b>	<b>\$ -</b>	<b>\$ -</b>	<b>\$ -</b>	<b>\$ -</b>	<b>\$ -</b>	<b>\$ -</b>	<b>\$ -</b>	<b>\$ -</b>	<b>\$ -</b>	<b>\$ -</b>	<b>\$ -</b>	<b>\$ -</b>	<b>\$ -</b>
<b>OPERATIONS</b>																
220	Travel - Off-Island / Local Mileage Reimbursements	-	-	-	-	-	-	-	-	-	-	-	-	-	-	-
230	Contractual Services	-	-	17,959,176	17,959,176	17,959,176	-	-	-	8,937,549	8,937,549	8,937,549	7,519,702	1,417,847	-	
233	Office Space Rental	-	-	-	-	-	-	-	-	-	-	-	-	-	-	-
240	Supplies & Materials	-	-	-	-	-	-	-	-	-	-	-	-	-	-	-
250	Equipment	-	-	-	-	-	-	-	-	-	-	-	-	-	-	-
270	Workers' Compensation Benefits	-	-	-	-	-	-	-	-	-	-	-	-	-	-	-
271	Drug Testing Charges	-	-	-	-	-	-	-	-	-	-	-	-	-	-	-
280	Sub-Recipient / Subgrant	-	-	-	-	-	-	-	-	-	-	-	-	-	-	-
290	Miscellaneous	-	-	-	-	-	-	-	-	-	-	-	-	-	-	-
<b>TOTAL OPERATIONS:</b>		<b>\$ -</b>	<b>\$ -</b>	<b>\$ 17,959,176</b>	<b>\$ 17,959,176</b>	<b>\$ 17,959,176</b>	<b>\$ -</b>	<b>\$ -</b>	<b>\$ -</b>	<b>\$ 8,937,549</b>	<b>\$ 8,937,549</b>	<b>\$ 8,937,549</b>	<b>\$ 7,519,702</b>	<b>\$ 1,417,847</b>	<b>\$ -</b>	
<b>UTILITIES</b>																
361	Power	-	-	-	-	-	-	-	-	-	-	-	-	-	-	-
362	Water / Sewer	-	-	-	-	-	-	-	-	-	-	-	-	-	-	-
363	Telephone / Toll	-	-	-	-	-	-	-	-	-	-	-	-	-	-	-
<b>TOTAL UTILITIES:</b>		<b>\$ -</b>	<b>\$ -</b>	<b>\$ -</b>	<b>\$ -</b>	<b>\$ -</b>	<b>\$ -</b>	<b>\$ -</b>	<b>\$ -</b>	<b>\$ -</b>	<b>\$ -</b>	<b>\$ -</b>	<b>\$ -</b>	<b>\$ -</b>	<b>\$ -</b>	<b>\$ -</b>
450	<b>CAPITAL OUTLAY</b>	<b>\$ -</b>	<b>\$ -</b>	<b>\$ 184,495</b>	<b>\$ 184,495</b>	<b>\$ 184,495</b>	<b>\$ -</b>	<b>\$ -</b>	<b>\$ -</b>	<b>\$ -</b>	<b>\$ -</b>	<b>\$ -</b>	<b>\$ -</b>	<b>\$ -</b>	<b>\$ -</b>	<b>\$ -</b>
701	<b>INDIRECT COST</b>	<b>\$ -</b>	<b>\$ -</b>	<b>\$ -</b>	<b>\$ -</b>	<b>\$ -</b>	<b>\$ -</b>	<b>\$ -</b>	<b>\$ -</b>	<b>\$ -</b>	<b>\$ -</b>	<b>\$ -</b>	<b>\$ -</b>	<b>\$ -</b>	<b>\$ -</b>	<b>\$ -</b>
800	<b>EXPENSE REIMBURSEMENT</b>	<b>\$ -</b>	<b>\$ -</b>	<b>\$ -</b>	<b>\$ -</b>	<b>\$ -</b>	<b>\$ -</b>	<b>\$ -</b>	<b>\$ -</b>	<b>\$ -</b>	<b>\$ -</b>	<b>\$ -</b>	<b>\$ -</b>	<b>\$ -</b>	<b>\$ -</b>	<b>\$ -</b>
<b>GRAND TOTAL:</b>		<b>\$ -</b>	<b>\$ -</b>	<b>\$ 18,143,671</b>	<b>\$ 18,143,671</b>	<b>\$ 18,143,671</b>	<b>\$ -</b>	<b>\$ -</b>	<b>\$ -</b>	<b>\$ 8,937,549</b>	<b>\$ 8,937,549</b>	<b>\$ 8,937,549</b>	<b>\$ 7,519,702</b>	<b>\$ 1,417,847</b>	<b>\$ -</b>	

FULL TIME EQUIVALENCIES (FTE'S)	As of September 30, 2025			
	Unclassified	Classified	Contract	Other (LTA)
Filed / Warm Bodies	0	0	0	0
Vacant (Funded)	0	0	0	0
<b>TOTAL FTE'S</b>	<b>0</b>	<b>0</b>	<b>0</b>	<b>0</b>

FULL TIME EQUIVALENCIES (FTE'S)	As of December 31, 2025			
	Unclassified	Classified	Contract	Other (LTA)
Filed / Warm Bodies	0	0	0	0
Vacant (Funded)	0	0	0	0
<b>TOTAL FTE'S</b>	<b>0</b>	<b>0</b>	<b>0</b>	<b>0</b>

1) a) Indicate on a separate sheet each amount expended for: 1) prior year obligation(s); 2) emergency authorizations(s); and 3) promised compensation or detail pay.  
b) Information from GFMS was used to determine the amounts reflected.

OFB/Departmental Funding/Expenditure Fact Sheet  
SUB-GRANTEE (FEDERAL)

Department/Agency: DEPARTMENT OF PUBLIC WORKS  
Division/Program: CAPITAL IMPROVEMENT PROJECTS / PUBLIC HEALTH LEVEL 2/3 LAB  
FIRM/406 Account No.: [REDACTED] (MOU/Work Request No. W220201001)

Object Class	Appropriation Classification	As of September 30, 2025						As of December 31, 2025								
		FY 2025						FY 2026								
		A	B	C	D	E	F	A	B	C	D	E	F	G	H	
		FY 2025 Appropriations	FY2024 Authorized Lapse Carried Over/Continued into FY2025	Governor's Transfer +/-	Total Spending Authorized (A + B + C)	Total Expenditures/Encumbrances	Balance (D - F)	FY 2026 Appropriations	FY2025 Authorized Lapse Carried Over/Continued into FY2026	Governor's Transfer +/-	Total Spending Authorized (A + B + C)	Y-T-D Allotment	Total Expenditures/Encumbrances	Projected Expenditures	Available Projected Balance (D - F - G)	
<b>PERSONNEL SERVICES</b>																
111	Regular Salaries / Increments:	-	-	-	-	-	-	-	-	-	-	-	-	-	-	-
112	Overtime / Special Pay:	-	-	-	-	-	-	-	-	-	-	-	-	-	-	-
113	Benefits:	-	-	-	-	-	-	-	-	-	-	-	-	-	-	-
<b>TOTAL PERSONNEL SERVICES:</b>		<b>\$ -</b>	<b>\$ -</b>	<b>\$ -</b>	<b>\$ -</b>	<b>\$ -</b>	<b>\$ -</b>	<b>\$ -</b>	<b>\$ -</b>	<b>\$ -</b>	<b>\$ -</b>	<b>\$ -</b>	<b>\$ -</b>	<b>\$ -</b>	<b>\$ -</b>	<b>\$ -</b>
<b>OPERATIONS</b>																
220	Travel - Off-Island / Local Mileage Reimbursements:	-	-	-	-	-	-	-	-	-	-	-	-	-	-	-
230	Contractual Services:	-	-	17,959,176	17,959,176	17,959,176	-	-	-	8,937,549	8,937,549	8,937,549	7,519,702	1,417,847	-	
233	Office Space Rental:	-	-	-	-	-	-	-	-	-	-	-	-	-	-	-
240	Supplies & Materials:	-	-	-	-	-	-	-	-	-	-	-	-	-	-	-
250	Equipment:	-	-	-	-	-	-	-	-	-	-	-	-	-	-	-
270	Workers' Compensation Benefits:	-	-	-	-	-	-	-	-	-	-	-	-	-	-	-
271	Drug Testing Charges:	-	-	-	-	-	-	-	-	-	-	-	-	-	-	-
280	Sub-Recipient / Subgrant:	-	-	-	-	-	-	-	-	-	-	-	-	-	-	-
290	Miscellaneous:	-	-	-	-	-	-	-	-	-	-	-	-	-	-	-
<b>TOTAL OPERATIONS:</b>		<b>\$ -</b>	<b>\$ -</b>	<b>\$ 17,959,176</b>	<b>\$ 17,959,176</b>	<b>\$ 17,959,176</b>	<b>\$ -</b>	<b>\$ -</b>	<b>\$ -</b>	<b>\$ 8,937,549</b>	<b>\$ 8,937,549</b>	<b>\$ 8,937,549</b>	<b>\$ 7,519,702</b>	<b>\$ 1,417,847</b>	<b>\$ -</b>	
<b>UTILITIES</b>																
361	Power:	-	-	-	-	-	-	-	-	-	-	-	-	-	-	-
362	Water / Sewer:	-	-	-	-	-	-	-	-	-	-	-	-	-	-	-
363	Telephone / Toll:	-	-	-	-	-	-	-	-	-	-	-	-	-	-	-
<b>TOTAL UTILITIES:</b>		<b>\$ -</b>	<b>\$ -</b>	<b>\$ -</b>	<b>\$ -</b>	<b>\$ -</b>	<b>\$ -</b>	<b>\$ -</b>	<b>\$ -</b>	<b>\$ -</b>	<b>\$ -</b>	<b>\$ -</b>	<b>\$ -</b>	<b>\$ -</b>	<b>\$ -</b>	<b>\$ -</b>
450	<b>CAPITAL OUTLAY</b>	<b>\$ -</b>	<b>\$ -</b>	<b>\$ -</b>	<b>\$ -</b>	<b>\$ -</b>	<b>\$ -</b>	<b>\$ -</b>	<b>\$ -</b>	<b>\$ -</b>	<b>\$ -</b>	<b>\$ -</b>	<b>\$ -</b>	<b>\$ -</b>	<b>\$ -</b>	<b>\$ -</b>
701	<b>INDIRECT COST</b>	<b>\$ -</b>	<b>\$ -</b>	<b>\$ -</b>	<b>\$ -</b>	<b>\$ -</b>	<b>\$ -</b>	<b>\$ -</b>	<b>\$ -</b>	<b>\$ -</b>	<b>\$ -</b>	<b>\$ -</b>	<b>\$ -</b>	<b>\$ -</b>	<b>\$ -</b>	<b>\$ -</b>
800	<b>EXPENSE REIMBURSEMENT</b>	<b>\$ -</b>	<b>\$ -</b>	<b>\$ -</b>	<b>\$ -</b>	<b>\$ -</b>	<b>\$ -</b>	<b>\$ -</b>	<b>\$ -</b>	<b>\$ -</b>	<b>\$ -</b>	<b>\$ -</b>	<b>\$ -</b>	<b>\$ -</b>	<b>\$ -</b>	<b>\$ -</b>
<b>GRAND TOTAL:</b>		<b>\$ -</b>	<b>\$ -</b>	<b>\$ 17,959,176</b>	<b>\$ 17,959,176</b>	<b>\$ 17,959,176</b>	<b>\$ -</b>	<b>\$ -</b>	<b>\$ -</b>	<b>\$ 8,937,549</b>	<b>\$ 8,937,549</b>	<b>\$ 8,937,549</b>	<b>\$ 7,519,702</b>	<b>\$ 1,417,847</b>	<b>\$ -</b>	

FULL TIME EQUIVALENCIES (FTE'S)	As of September 30, 2025			
	Unclassified	Classified	Contract	Other (LTA)
Filled / Warm Bodies	0	0	0	0
Vacant (Funded)	0	0	0	0
<b>TOTAL FTE'S</b>	<b>0</b>	<b>0</b>	<b>0</b>	<b>0</b>

FULL TIME EQUIVALENCIES (FTE'S)	As of December 31, 2025			
	Unclassified	Classified	Contract	Other (LTA)
Filled / Warm Bodies	0	0	0	0
Vacant (Funded)	0	0	0	0
<b>TOTAL FTE'S</b>	<b>0</b>	<b>0</b>	<b>0</b>	<b>0</b>

a) Indicate on a separate sheet each amount expended for: 1) prior year obligation(s); 2) emergency authorizations(s); and 3) promised compensation/acting or detail pay.  
b) Information from GFMIS was used to determine the amounts reflected.

OFB/Departmental Funding/Expenditure Fact Sheet  
SUB-GRANTEE (FEDERAL)

Department/Agency: DEPARTMENT OF PUBLIC WORKS  
Division/Program: BUS OPERATIONS / DIESEL SCHOOL BUS REPLACEMENT (USEPA)  
FIRM/400 Account No.: [REDACTED] USEPA DERA Grant MOU/Work Request No. W211220001  
DERA Grant No.: [REDACTED]

Object Class	Appropriation Classification	As of September 30, 2025						As of December 31, 2025								
		FY 2025						FY 2026								
		A	B	C	D	E	F	A	B	C	D	E	F	G	H	
		FY 2025 Appropriations	FY2024 Authorized Lapse Carried Over/ Continued into FY2025	Governor's Transfer +/-	Total Spending Authorized (A + B + C)	Total Expenditures/ Encumbrances	Balance (D - F)	FY 2026 Appropriations	FY2025 Authorized Lapse Carried Over/ Continued into FY2026	Governor's Transfer +/-	Total Spending Authorized (A + B + C)	Y-T-D Allotment	Total Expenditures/ Encumbrances	Projected Expenditures	Available Projected Balance (D - F - G)	
<b>PERSONNEL SERVICES</b>																
111	Regular Salaries / Increments:	-	-	-	-	-	-	-	-	-	-	-	-	-	-	-
112	Overtime / Special Pay:	-	-	-	-	-	-	-	-	-	-	-	-	-	-	-
113	Benefits:	-	-	-	-	-	-	-	-	-	-	-	-	-	-	-
<b>TOTAL PERSONNEL SERVICES:</b>		\$ -	\$ -	\$ -	\$ -	\$ -	\$ -	\$ -	\$ -	\$ -	\$ -	\$ -	\$ -	\$ -	\$ -	\$ -
<b>OPERATIONS</b>																
220	Travel - Off-Island / Local Mileage Reimbursements:	-	-	-	-	-	-	-	-	-	-	-	-	-	-	-
230	Contractual Services:	-	-	-	-	-	-	-	-	-	-	-	-	-	-	-
233	Office Space Rental:	-	-	-	-	-	-	-	-	-	-	-	-	-	-	-
240	Supplies & Materials:	-	-	-	-	-	-	-	-	-	-	-	-	-	-	-
250	Equipment:	-	-	-	-	-	-	-	-	-	-	-	-	-	-	-
270	Workers' Compensation Benefits:	-	-	-	-	-	-	-	-	-	-	-	-	-	-	-
271	Drug Testing Charges:	-	-	-	-	-	-	-	-	-	-	-	-	-	-	-
280	Sub-Recipient / Subgrant:	-	-	-	-	-	-	-	-	-	-	-	-	-	-	-
290	Miscellaneous:	-	-	-	-	-	-	-	-	-	-	-	-	-	-	-
<b>TOTAL OPERATIONS:</b>		\$ -	\$ -	\$ -	\$ -	\$ -	\$ -	\$ -	\$ -	\$ -	\$ -	\$ -	\$ -	\$ -	\$ -	\$ -
<b>UTILITIES</b>																
361	Power:	-	-	-	-	-	-	-	-	-	-	-	-	-	-	-
362	Water / Sewer:	-	-	-	-	-	-	-	-	-	-	-	-	-	-	-
363	Telephone / Toll:	-	-	-	-	-	-	-	-	-	-	-	-	-	-	-
<b>TOTAL UTILITIES:</b>		\$ -	\$ -	\$ -	\$ -	\$ -	\$ -	\$ -	\$ -	\$ -	\$ -	\$ -	\$ -	\$ -	\$ -	\$ -
450	<b>CAPITAL OUTLAY</b>	\$ -	\$ -	\$ 184,495	\$ 184,495	\$ 184,495	\$ -	\$ -	\$ -	\$ -	\$ -	\$ -	\$ -	\$ -	\$ -	\$ -
701	<b>INDIRECT COST</b>	\$ -	\$ -	\$ -	\$ -	\$ -	\$ -	\$ -	\$ -	\$ -	\$ -	\$ -	\$ -	\$ -	\$ -	\$ -
800	<b>EXPENSE REIMBURSEMENT</b>	\$ -	\$ -	\$ -	\$ -	\$ -	\$ -	\$ -	\$ -	\$ -	\$ -	\$ -	\$ -	\$ -	\$ -	\$ -
<b>GRAND TOTAL:</b>		\$ -	\$ -	\$ 184,495	\$ 184,495	\$ 184,495	\$ -	\$ -	\$ -	\$ -	\$ -	\$ -	\$ -	\$ -	\$ -	\$ -

FULL TIME EQUIVALENCIES (FTE's)	As of September 30, 2025			
	Unclassified	Classified	Contract	Other (LTA)
Filled / Warm Bodies	0	0	0	0
Vacant (Funded)	0	0	0	0
<b>TOTAL FTE's</b>	<b>0</b>	<b>0</b>	<b>0</b>	<b>0</b>

	As of December 31, 2025			
	Unclassified	Classified	Contract	Other (LTA)
	0	0	0	0
	0	0	0	0
	0	0	0	0

a) Indicate on a separate sheet each amount expended for: 1) prior year obligation(s); 2) emergency authorizations(s); and 3) promised compensation/acting or detail pay.  
b) Information from GFMIS was used to determine the amounts reflected.

**DEPARTMENT OF PUBLIC WORKS  
FEDERAL GRANTS REGISTRY  
U.S. DEPARTMENT OF INTERIOR (USDOI)  
FISCAL YEAR 2025  
As of September 30, 2025**

Source: GEMIS

Grant Title	CFDA Number	Grant Award No.	Grant Period	Matching Requirement	Original Grant Award Amount	FY 2025 Appropriations	FY 2024 Carry Over Balance	FY 2025 Expenditures	FY 2025 Encumbrances	Available Funds	Actual Federal Reimbursement	Reporting Requirement	Project Status
<b>CAPITAL IMPROVEMENT PROJECTS</b>													
USDOI (OIA) RJB Complex, Phase II	15.875	Guam-CIP-2017-S D17AP00119	10/01/16 - 09/30/25	100%	578,000.00	-	31,999.98			31,999.98	-	June 30 and December 31	95% Complete as of 12/30/2025
FY25 DOI CIP-DPW Southern HS Drainage Project	15.875	Guam-CIP-2025-I D25AP00224	6/1/25 - 5/30/30	100%	5,249,000.00	-	-	-	-	0.00	-		0% Complete as of 12/30/2025
<b>Capital Improvement Project Total:</b>					<b>\$ 5,827,000.00</b>	<b>\$ -</b>	<b>\$ 31,999.98</b>	<b>\$ -</b>	<b>\$ -</b>	<b>\$ 31,999.98</b>	<b>\$ -</b>		
<b>HIGHWAY MAINTENANCE DIVISION</b>													
USDOI IA Grant - FEDERAL GRANT FUND- FISCAL YEAR 2017-DOI IA OPS Offs	15.875	D17AF00038 / Guam-CI-2017-2	10/01/16 - 09/30/26	100%	186,100.00	-	-	-	-	0.00	-	June 30 and December 31	0% Complete as of 12/30/2025
DOI IA Grant - FY21 IA OPS Offset #2 (DPW)	15.875	GUAMCI2021-2	12/14/20 - 9/30/27	100%	850,000.00	-	446,497.09	-	35.35	446,461.74	-	June 30 and December 31	100% Complete as of 6/30/23
DOI IA Grant - FY23 IA OPS Offset	15.875	GUAM-CI-2023-2 D23AF00002	10/15/2022 - 9/30/2027	100%	336,000.00	-	336,000.00	-	-	336,000.00	-		0% Complete as of 12/30/2025
<b>Highway Maintenance Total:</b>					<b>\$ 1,372,100.00</b>	<b>\$ -</b>	<b>\$ 782,497.09</b>	<b>\$ -</b>	<b>\$ 35.35</b>	<b>\$ 782,461.74</b>	<b>\$ -</b>		
<b>TRANSPORTATION MAINTENANCE</b>													
DOI IA Grant - Maintenance Assistance Program TM & Fleet Support Program	15.875	MAP-GUAM-2022-4 D22AP00128	6/24/22 - 9/30/26	100%	205,664.00	-	121,356.62	33,213.83	-	88,142.79	-	June 30 and December 31	75% Complete as of 12/30/2025
<b>Transportation Maintenance Total:</b>					<b>\$ 205,664.00</b>	<b>\$ -</b>	<b>\$ 121,356.62</b>	<b>\$ 33,213.83</b>	<b>\$ -</b>	<b>\$ 88,142.79</b>	<b>\$ -</b>		
<b>Total DPW USDOI Federal Grants:</b>					<b>\$ 7,404,764.00</b>	<b>\$ -</b>	<b>\$ 935,853.69</b>	<b>\$ 33,213.83</b>	<b>\$ 35.35</b>	<b>\$ 902,604.51</b>	<b>\$ -</b>		

Overall Summary	Original Grant Award Amount	FY 2025 Appropriations	FY 2024 Carry Over Balance	FY 2025 Expenditures	FY 2025 Encumbrances	Available Funds	Actual Federal Reimbursement
Capital Improvement Projects Division	\$ 5,827,000.00	\$ -	\$ 31,999.98	\$ -	\$ -	\$ 31,999.98	\$ -
Highway Maintenance Division	\$ 1,372,100.00	\$ -	\$ 782,497.09	\$ -	\$ 35.35	\$ 782,461.74	\$ -
Transportation Maintenance Division	\$ 205,664.00	\$ -	\$ 121,356.62	\$ 33,213.83	\$ -	\$ 88,142.79	\$ -
<b>Grand Total:</b>	<b>\$ 7,404,764.00</b>	<b>\$ -</b>	<b>\$ 935,853.69</b>	<b>\$ 33,213.83</b>	<b>\$ 35.35</b>	<b>\$ 902,604.51</b>	<b>\$ -</b>

**DEPARTMENT OF PUBLIC WORKS  
FEDERAL GRANTS REGISTRY  
U.S. DEPARTMENT OF INTERIOR (USDOI)  
FISCAL YEAR 2026  
As of December 31, 2025**

Source: GFMIS

Grant Title	CFDA Number	Grant Award No.	Grant Period	Matching Requirement	Original Grant Award Amount	FY 2026 Appropriations	FY 2025 Carry Over Balance	FY 2026 Expenditures	FY 2026 Encumbrances	Available Funds	Actual Federal Reimbursement	Reporting Requirement	Project Status
<b>CAPITAL IMPROVEMENT PROJECTS</b>													
USDOI (OIA) RJB Complex, Phase II	15.875	Guam-CIP-2017-5 D17AP00119	10/01/16 - 09/30/25	100%	578,000.00	-	-	-	15,999.99	(15,999.99)	-	June 30 and December 31	95% Complete as of 12/30/2025
FY25 DOI CIP-DPW Southern HS Drainage Project	15.875	Guam-CIP-2025-1 D25AP00224	6/1/25 - 5/30/30	100%	5,249,000.00	-	-	-	-	0.00	-		0% Complete as of 12/30/2025
<b>Capital Improvement Project Total:</b>					<b>\$ 5,827,000.00</b>	<b>\$ -</b>	<b>\$ -</b>	<b>\$ -</b>	<b>\$ 15,999.99</b>	<b>\$ (15,999.99)</b>	<b>\$ -</b>		
<b>HIGHWAY MAINTENANCE DIVISION</b>													
USDOI IA Grant - FEDERAL GRANT FUND-FISCAL YEAR 2017-DOI IA OPS Offset	15.875	D17AF00038 / Guam-CI-2017-2	10/01/16 - 09/30/26	100%	186,100.00	-	-	-	-	0.00	-	June 30 and December 31	0% Complete as of 12/30/2025
DOI IA Grant - FY21 IA OPS Offset #2 (DPW)	15.875	GUAMCI2021-2	12/14/20 - 9/30/27	100%	850,000.00	-	-	-	1,805.96	(1,805.96)	-	June 30 and December 31	100% Complete as of 6/30/23
DOI IA Grant - FY23 IA OPS Offset	15.875	GUAM-CI-2023-2 D23AF00002	10/15/2022 - 9/30/2027	100%	336,000.00	-	-	-	-	0.00	-		0% Complete as of 12/30/2025
<b>Highway Maintenance Total:</b>					<b>\$ 1,372,100.00</b>	<b>\$ -</b>	<b>\$ -</b>	<b>\$ -</b>	<b>\$ 1,805.96</b>	<b>\$ (1,805.96)</b>	<b>\$ -</b>		
<b>TRANSPORTATION MAINTENANCE</b>													
DOI IA Grant - Maintenance Assistance Program TM & Fleet Support Program	15.875	MAP-GUAM-2022-4 D22AP00128	6/24/22 - 9/30/26	100%	205,664.00	-	-	-	2,205.10	(2,205.10)	-	June 30 and December 31	75% Complete as of 12/30/2025
<b>Transportation Maintenance Total:</b>					<b>\$ 205,664.00</b>	<b>\$ -</b>	<b>\$ -</b>	<b>\$ -</b>	<b>\$ 2,205.10</b>	<b>\$ (2,205.10)</b>	<b>\$ -</b>		
<b>Total DPW USDOI Federal Grants:</b>					<b>\$ 7,404,764.00</b>	<b>\$ -</b>	<b>\$ -</b>	<b>\$ -</b>	<b>\$ 20,011.05</b>	<b>\$ (20,011.05)</b>	<b>\$ -</b>		

Overall Summary	Original Grant Award Amount	FY 2026 Appropriations	FY 2025 Carry Over Balance	FY 2026 Expenditures	FY 2026 Encumbrances	Available Funds	Actual Federal Reimbursement
Capital Improvement Projects Division	\$ 5,827,000.00	\$ -	\$ -	\$ -	\$ 15,999.99	\$ (15,999.99)	\$ -
Highway Maintenance Division	\$ 1,372,100.00	\$ -	\$ -	\$ -	\$ 1,805.96	\$ (1,805.96)	\$ -
Transportation Maintenance Division	\$ 205,664.00	\$ -	\$ -	\$ -	\$ 2,205.10	\$ (2,205.10)	\$ -
<b>Grand Total:</b>	<b>\$ 7,404,764.00</b>	<b>\$ -</b>	<b>\$ -</b>	<b>\$ -</b>	<b>\$ 20,011.05</b>	<b>\$ (20,011.05)</b>	<b>\$ -</b>

**Office of Finance and Budget  
DEPARTMENTAL FEDERAL FUNDING ABSTRACT**

**Department/Agency:** DEPARTMENT OF PUBLIC WORKS  
**Division/Program:** CAPITAL IMPROVEMENT PROJECTS  
**FIRM/400 Account No.:** [REDACTED] (100% Federal Continuing)  
**Federal Grant Award:** \$ 578,000.00

**Fiscal Year 2025  
As of September 30, 2025**

Grant Title	CFDA No.	Grant Award No.	Original Grant Award Received	Grant Period	Indirect Cost Applied for/ Amount Received	Expenditures <sup>1/</sup>	Encumbrances <sup>1/</sup>	Funds Available	FY 2025 Actual Federal Reimbursement	No. of FTE's Funded
USDOJ/OIA RJB Complex, Phase II Project No. 500-5-1061-F-AGN	15.875	D17AP00119	\$ 578,000.00	10/01/16 - 09/30/25	\$ 31,999.98	\$ -	\$ -	\$ 31,999.98	\$ -	0
					<b>Total:</b>	\$ -	\$ -	\$ 31,999.98	\$ -	

<sup>1/</sup>If a grant is a continuing grant from previous years, indicate only in this column, the expenditures/encumbrances which occurred in FY 2025 (10/01/24 to 09/30/25)

**Fiscal Year 2026  
As of December 31, 2025**

Grant Title	CFDA No.	Grant Award No.	Original Grant Award Received	Grant Period	Indirect Cost Applied for/ Amount Received	Expenditures <sup>1/</sup>	Encumbrances <sup>1/</sup>	Funds Available	FY 2026 Actual Federal Reimbursement	No. of FTE's Funded
USDOJ/OIA RJB Complex, Phase II Project No. 500-5-1061-F-AGN	15.875	D17AP00119	\$ 578,000.00	10/01/16 - 09/30/25	\$ -	\$ -	\$ 15,999.99	\$ (15,999.99)	\$ -	0
					<b>Total:</b>	\$ -	\$ 15,999.99	\$ (15,999.99)	\$ -	

<sup>1/</sup>If a grant is a continuing grant from previous years, indicate only in this column, the expenditures/encumbrances which occurred in FY 2026 (10/01/25 to 12/31/25)

**Office of Finance and Budget**

**DEPARTMENTAL FEDERAL FUNDING ABSTRACT**

**Department/Agency** DEPARTMENT OF PUBLIC WORKS  
**Division/Program:** FY25 DOI CIP-DPW Southern HS Drainage Project  
**FIRM/400 Account No.:** [REDACTED] (100% Federal Continuing)  
**Federal Grant Award:** \$ 5,249,000.00

Fiscal Year 2025										
As of September 30, 2025										
Grant Title	CFDA No.	Grant Award No.	Original Grant Award Received	Grant Period	Indirect Cost Applied for/ Amount Received	Expenditures <sup>1/</sup>	Encumbrances <sup>1/</sup>	Funds Available	FY 2025 Actual Federal Reimbursement	No. of FTE's Funded
FY25 DOI CIP-DPW Southern HS Drainage Project	15.875	D25AP00224	\$ 5,249,000.00	06/01/25 - 05/30/30	\$ -	\$ -	\$ -	\$ -	\$ -	0
<b>Total:</b>						\$ -	\$ -	\$ -	\$ -	

<sup>1/</sup>If a grant is a continuing grant from previous years, indicate only in this column, the expenditures/encumbrances which occurred in FY 2025 (10/01/24 to 09/30/25)

Fiscal Year 2026										
As of December 31, 2025										
Grant Title	CFDA No.	Grant Award No.	Original Grant Award Received	Grant Period	Indirect Cost Applied for/ Amount Received	Expenditures <sup>1/</sup>	Encumbrances <sup>1/</sup>	Funds Available	FY 2026 Actual Federal Reimbursement	No. of FTE's Funded
FY25 DOI CIP-DPW Southern HS Drainage Project	15.875	D25AP00224	\$ 5,249,000.00	06/01/25 - 05/30/30	\$ 5,249,000.00	\$ -	\$ -	\$ 5,249,000.00	\$ -	0
<b>Total:</b>						\$ -	\$ -	\$ 5,249,000.00	\$ -	

<sup>1/</sup>If a grant is a continuing grant from previous years, indicate only in this column, the expenditures/encumbrances which occurred in FY 2026 (10/01/25 to 12/31/25)



**Office of Finance and Budget  
DEPARTMENTAL FEDERAL FUNDING ABSTRACT**

**Department/Agency:** DEPARTMENT OF PUBLIC WORKS  
**Division/Program:** HIGHWAYS - FY 2021-DOI IA OPS Offset  
**FIRM/400 Account No.:** [REDACTED] (100% Federal Continuing)  
**Federal Grant Award:** \$ 850,000.00

Fiscal Year 2025										
As of September 30, 2025										
Grant Title	CFDA No.	Grant Award No.	Original Grant Award Received	Grant Period	Indirect Cost Applied for/ Amount Received	Expenditures <sup>1/</sup>	Encumbrances <sup>1/</sup>	Funds Available	FY 2025 Actual Federal Reimbursement	No. of FTE's Funded
USDOI - FY 2021-DOI IA OPS Offset	15.875	GUAMCI2021-2	\$ 850,000.00	12/14/20 - 09/30/27	\$ 446,497.09	\$ -	\$ 35.35	\$ 446,461.74	\$ -	0
<b>Total:</b>						\$ -	\$ 35.35	\$ 446,461.74	\$ -	\$ -

<sup>1/</sup>If a grant is a continuing grant from previous years, indicate only in this column, the expenditures/encumbrances which occurred in FY 2025 (10/01/24 to 09/30/25)

Fiscal Year 2026										
As of December 31, 2025										
Grant Title	CFDA No.	Grant Award No.	Original Grant Award Received	Grant Period	Indirect Cost Applied for/ Amount Received	Expenditures <sup>1/</sup>	Encumbrances <sup>1/</sup>	Funds Available	FY 2026 Actual Federal Reimbursement	No. of FTE's Funded
USDOI - FY 2021-DOI IA OPS Offset	15.875	GUAMCI2021-2	\$ 850,000.00	12/14/20 - 09/30/27	\$ -	\$ -	\$ 1,805.96	\$ (1,805.96)	\$ -	0
<b>Total:</b>						\$ -	\$ 1,805.96	\$ (1,805.96)	\$ -	\$ -

<sup>1/</sup>If a grant is a continuing grant from previous years, indicate only in this column, the expenditures/encumbrances which occurred in FY 2026 (10/01/25 to 12/31/25)

**Office of Finance and Budget**  
**DEPARTMENTAL FEDERAL FUNDING ABSTRACT**

*Department/Agency* DEPARTMENT OF PUBLIC WORKS  
*Division/Program:* HIGHWAYS - FY 2023-DOI IA OPS Offset  
*FIRM/400 Account No.:* [REDACTED] (100% Federal Continuing)  
*Federal Grant Award:* \$ 336,000.00

Fiscal Year 2025										
As of September 30, 2025										
Grant Title	CFDA No.	Grant Award No.	Original Grant Award Received	Grant Period	Indirect Cost Applied for/ Amount Received	Expenditures <sup>1/</sup>	Encumbrances <sup>1/</sup>	Funds Available	FY 2025 Actual Federal Reimbursement	No. of FTE's Funded
USDOJ - FY 2023-DOI IA OPS Offset	15.875	GUAMCI2021-2	\$ 336,000.00	10/15/22 - 09/30/27	\$ 336,000.00	\$ -	\$ -	\$ 336,000.00	\$ -	0
<b>Total:</b>						\$ -	\$ -	\$ 336,000.00	\$ -	\$ -

<sup>1/</sup>If a grant is a continuing grant from previous years, indicate only in this column, the expenditures/encumbrances which occurred in FY 2025 (10/01/24 to 09/30/25)

Fiscal Year 2026										
As of December 31, 2025										
Grant Title	CFDA No.	Grant Award No.	Original Grant Award Received	Grant Period	Indirect Cost Applied for/ Amount Received	Expenditures <sup>1/</sup>	Encumbrances <sup>1/</sup>	Funds Available	FY 2026 Actual Federal Reimbursement	No. of FTE's Funded
USDOJ - FY 2023-DOI IA OPS Offset	15.875	GUAMCI2021-2	\$ 336,000.00	10/15/22 - 09/30/27	\$ -	\$ -	\$ -	\$ -	\$ -	0
<b>Total:</b>						\$ -	\$ -	\$ -	\$ -	\$ -

<sup>1/</sup>If a grant is a continuing grant from previous years, indicate only in this column, the expenditures/encumbrances which occurred in FY 2026 (10/01/25 to 12/31/25)



**FEDERAL GRANTS REGISTRY  
FEDERAL EMERGENCY MANAGEMENT AGENCY (FEMA)  
FISCAL YEAR 2025 (as of September 30, 2025)**

Source: Notice of Award Letter - FEMA-DR4715 Typhoon Mawar

	GRANT PORTAL #	P/W #	PROJECT NUMBER	CATEGORY	PROJECT TITLE	Original Grant Amount	Matching Requirement	FEDERAL SHARE OBLIGATED	DATE OBLIGATED	ACTIVITY COMPLETION DATE	Project Status
1	728665	192	PA-09-GU-4715-PW-00192(159)	E - Buildings and Equipment	Barrigada Bus Satellite Station	\$ 47,573.64	10%/90%	\$ 42,816.28	3/15/2024		Project Completed
2	728666	219	PA-09-GU-4715-PW-00219(235)	E - Buildings and Equipment	Ordot Satellite Bus Station	\$ 215,896.03	10%/90%	\$ 194,306.43	7/5/2024		Request quotation for bidding
3	728669	182	PA-09-GU-4715-PW-00182(234)	E - Buildings and Equipment	Dededo Bus Satellite Station	\$ 27,992.71	10%/90%	\$ 25,193.44	7/5/2024		Project Completed
4	735595	160	PA-09-GU-4715-PW-00160(233)	E - Buildings and Equipment	Yona Bus Satellite Station	\$ 35,365.41	10%/90%	\$ 31,828.87	7/5/2024		Project Completed
5	735596	161	PA-09-GU-4715-PW-00161(130)	E - Buildings and Equipment	Dededo Coral Pit Facilities	\$ 39,233.09	10%/90%	\$ 35,309.79	2/14/2024		Construction in Progress
6	735597	166	PA-09-GU-4715-PW-00166(121)	E - Buildings and Equipment	Inarajan Satellite Bus Station	\$ 47,556.18	10%/90%	\$ 42,800.57	2/14/2024		Project Completed
7	735599	227	PA-09-GU-4715-PW-00227(230)	E - Buildings and Equipment	Main Campus	\$ 1,003,738.86	10%/90%	\$ 903,364.98	7/3/2024		Request quotation for bidding
8	735711	149	PA-09-GU-4715-PW-00149(136)	C - Roads and Bridges	Village of Chaian Pago: Roads	\$ 44,364.13	10%/90%	\$ 39,927.72	3/1/2024		Project Completed
9	735713	155	PA-09-GU-4715-PW-00155(137)	C - Roads and Bridges	Village of Sinajana: Roads and Culverts	\$ 67,875.00	10%/90%	\$ 61,087.50	3/1/2024		Construction in Progress
10	735714	267	PA-09-GU-4715-PW-00267(186)	C - Roads and Bridges	Village of Sinajana: Street Signs	\$ 24,590.56	10%/90%	\$ 22,131.51	5/23/2024		Procurement Process
11	735715	275	PA-09-GU-4715-PW-00275(182)	C - Roads and Bridges	Village of Dededo: Street Signs	\$ 9,966.79	10%/90%	\$ 8,970.12	5/21/2024		Procurement Process
12	735716	284	PA-09-GU-4715-PW-00284(228)	C - Roads and Bridges	Village of Tamuning: Street Signs	\$ 45,363.71	10%/90%	\$ 40,827.34	7/3/2024		Procurement Process
13	735719	201	PA-09-GU-4715-PW-00201(210)	E - Buildings and Equipment	Ironwood Bus Shelters	\$ 12,265.91	10%/90%	\$ 11,039.32	6/18/2024		Bidding Process
14	741466	290	PA-09-GU-4715-PW-00290(229)	E - Buildings and Equipment	DPW Buses Repairs	\$ 16,835.76	10%/90%	\$ 15,152.19	7/3/2024		Construction in Progress
15	741564	194	PA-09-GU-4715-PW-00194(250)	E - Buildings and Equipment	Barrigada Bus Shelters	\$ 32,505.30	90%	\$ 29,254.77	7/16/2024		Bidding Process
16	741565	193	PA-09-GU-4715-PW-00193(160)	E - Buildings and Equipment	Yigo Bus Shelters	\$ 68,971.19	90%	\$ 62,074.08	3/15/2024		Bidding Process
17	728668	220	PA-09-GU-4715-PW-00220(245)	E - Buildings and Equipment	Yigo Satellite Bus Station	\$ 20,361.28	90%	\$ 18,325.16	7/12/2024		Project Completed
18	728005	323	PA-09-GU-4715-PW-00323(267)	A - Debris Removal	Department of Public Works - Debris Removal	\$ 745,544.94	90%	\$ 670,990.45	8/2/2024		Work Completed / Fully Documented
19	732264	575	Pending CRC Project Development	B - Emergency Protective Measures	Guam Dept. of Public Works Emergency and Protective Measures	\$543,192.46	10%/90%	\$488,873.22			Work Completed / Fully Documented
<b>TOTAL</b>						<b>\$ 2,506,000.49</b>		<b>\$ 2,255,400.52</b>			



*The Honorable*  
**LOURDES A. LEON GUERRERO**  
*Maga' Håga - Governor*

*The Honorable*  
**JOSHUA F. TENORIO**  
*Sigundo Maga' Låhi - Lieutenant Governor*



**VINCENT P. ARRIOLA**  
*Director*  
**LINDA J. IBANEZ**  
*Deputy Director*  
**ERNEST G. CANDOLETA, JR.**  
*Deputy Director*

02 FEB 2026

The Honorable Frank Blas Jr.  
Speaker, 38<sup>th</sup> Guam Legislature  
Guam Congress Building  
163 W. Chalan Santo Papa  
Hagatna, Guam 96932

Subject: Fiscal Year 2025 Fourth Quarter & Fiscal Year 2026 First Quarter –  
Staffing Pattern

**Dear Honorable Speaker:**

*Buenas yan Håfa A'dai!* Transmitted herewith is the Department of Public Works' Staffing Pattern for the FY 2025 Fourth Quarter (*Year-to-Date*) – (*from the Months of October 1, 2024 thru September 30, 2025*) and for the FY 2026 First Quarter (*Year-to-Date*) – (*from the Months of October 1, 2025 thru December 31, 2025*).

This report can be viewed on our website at [www.dpw.guam.gov](http://www.dpw.guam.gov).

Should you require further information or inquiries, please do not hesitate to contact my office at 671-646-3131.

*Si Yu'us Ma'ase!*

VINCENT P. ARRIOLA

Attachment(s): *Staffing Pattern*

cc: *Governor of Guam*  
*Public Auditor, OPA*  
*Director, BBMR*  
*Director, DOA*

Note that the Legislature has taken steps to ensure that any protected personal identifying information has been redacted or excluded in whole or in part in order to protect the privacy of any individual(s) whose information has been included as part of this transmittal.

Government of Guam  
Fiscal Year 2025  
Agency Staffing Pattern Summary  
Updated: 09/30/2025

I ATTEST THAT THE INFORMATION CONTAINED HEREIN IS TRUE AND CORRECT.

VINCENT P. ARRIOLA, Director, OPW

02 FEB 2026

DATE

FUNCTIONAL AREA: General Government  
DEPARTMENT / AGENCY: Public Works  
PROGRAM: Summary  
FUND: Summary

Input by Department													Input by Department					
(A)	(B)	(C)	(D)	(E)	(F)	(G)	(H)	(J)	(K)	(L)	(M)	(N)	(O)	(P)	(Q)	(R)	(S)	
Fund	Program Title	No. of FTE's	Salary	Overtime	Special*	Increment Amt.	(E+F+G+H) Subtotal	Retirement (F * 30.77%)	Retiree (DDI) (\$19.01*26PP)	Benefits Social Sec (6.2% * J)	Medicare (1.45% * F)	Life (L)	Medical (Premium)	Dental (Premium)	Total Benefits (K thru Q)	(J + R) TOTAL		
<b>GENERAL FUND (GF)</b>																		
Administrative Services (ADM)	Filled Positions	14	567,166	13,879	32,082	6,351	619,478	190,613	6,930	0	8,983	2,618	101,062	4,498	314,704	934,182		
	Funded Vacancies	7	284,986	0	0	0	284,986	87,690	3,465	0	3,030	1,309	58,170	3,402	157,866	442,052		
	<b>Total ADMINISTRATIVE SERVICES</b>	<b>21</b>	<b>852,152</b>	<b>13,879</b>	<b>32,082</b>	<b>6,351</b>	<b>904,464</b>	<b>278,303</b>	<b>10,395</b>	<b>0</b>	<b>12,013</b>	<b>3,927</b>	<b>159,232</b>	<b>7,900</b>	<b>472,570</b>	<b>1,376,234</b>		
Capital Improvement Projects (CIP)	Filled Positions	5	430,794	0	0	460	431,254	132,697	2,475	0	6,254	935	59,448	1,967	203,776	635,030		
	Funded Vacancies	5	243,799	0	0	0	247,295	76,746	2,475	0	3,497	935	41,550	2,430	127,730	375,025		
	<b>Total CAPITAL IMPROV PROJ</b>	<b>10</b>	<b>674,593</b>	<b>0</b>	<b>0</b>	<b>460</b>	<b>678,549</b>	<b>209,443</b>	<b>4,950</b>	<b>0</b>	<b>9,751</b>	<b>1,870</b>	<b>100,998</b>	<b>4,397</b>	<b>331,506</b>	<b>1,010,055</b>		
Transportation Maint. Div. (TM)	Filled Positions	22	841,421	51,628	29,877	1,564	924,490	285,121	9,405	0	13,433	3,553	188,708	7,170	507,390	1,431,880		
	Funded Vacancies	5	180,581	0	0	0	180,581	57,174	1,980	0	4,953	748	41,550	2,430	127,730	375,025		
	<b>Total TRANS. MAINT DIV</b>	<b>27</b>	<b>1,022,002</b>	<b>51,628</b>	<b>29,877</b>	<b>1,564</b>	<b>1,059,809</b>	<b>316,802</b>	<b>11,385</b>	<b>0</b>	<b>14,926</b>	<b>4,301</b>	<b>230,258</b>	<b>9,600</b>	<b>635,120</b>	<b>1,806,905</b>		
	<b>TOTAL GF - Filled Positions</b>	<b>41</b>	<b>1,819,381</b>	<b>72,257</b>	<b>61,959</b>	<b>8,375</b>	<b>1,975,222</b>	<b>608,431</b>	<b>18,810</b>	<b>0</b>	<b>28,670</b>	<b>7,106</b>	<b>349,218</b>	<b>13,635</b>	<b>1,025,870</b>	<b>3,001,092</b>		
	<b>TOTAL GF FUNDED VACANCIES</b>	<b>17</b>	<b>709,366</b>	<b>0</b>	<b>0</b>	<b>0</b>	<b>667,600</b>	<b>196,117</b>	<b>7,920</b>	<b>0</b>	<b>8,020</b>	<b>2,992</b>	<b>141,270</b>	<b>8,262</b>	<b>355,882</b>	<b>1,021,482</b>		
	<b>TOTAL - GENERAL FUND</b>	<b>58</b>	<b>2,548,747</b>	<b>72,257</b>	<b>61,959</b>	<b>8,375</b>	<b>2,642,822</b>	<b>804,548</b>	<b>26,730</b>	<b>0</b>	<b>36,690</b>	<b>10,098</b>	<b>490,488</b>	<b>21,897</b>	<b>1,381,752</b>	<b>4,022,574</b>		
<b>GUAM HIGHWAY FUND (GHF)</b>																		
Administrative Services (ADM)	Filled Positions	4	373,730	0	0	0	373,730	114,998	990	0	5,419	748	33,907	1,212	157,274	531,004		
	Funded Vacancies	0	0	0	0	0	0	0	0	0	0	0	0	0	0	0		
	<b>Total ADMINISTRATIVE SERVICES</b>	<b>4</b>	<b>373,730</b>	<b>0</b>	<b>0</b>	<b>0</b>	<b>373,730</b>	<b>114,998</b>	<b>990</b>	<b>0</b>	<b>5,419</b>	<b>748</b>	<b>33,907</b>	<b>1,212</b>	<b>157,274</b>	<b>531,004</b>		
Bldg Constr & Facilities Maint. (BCFM)	Filled Positions	7	295,291	8,430	1,778	357	309,856	95,342	3,465	0	4,493	1,309	39,486	684	144,779	454,633		
	Funded Vacancies	9	336,745	4,415	2,919	270	344,349	105,165	4,455	0	4,993	1,683	77,053	3,796	197,145	541,494		
	<b>Total BLDG CONSTR &amp; FACIL MAINT</b>	<b>16</b>	<b>632,036</b>	<b>12,845</b>	<b>4,697</b>	<b>627</b>	<b>654,205</b>	<b>200,507</b>	<b>7,920</b>	<b>0</b>	<b>9,486</b>	<b>2,992</b>	<b>116,539</b>	<b>4,480</b>	<b>341,924</b>	<b>996,129</b>		
Highways (HWY)	Filled Positions	49	2,061,828	62,590	8,670	19,338	2,153,426	663,270	24,255	0	31,213	9,163	424,385	19,534	1,171,820	3,324,246		
	Funded Vacancies	11	412,552	16,873	1,232	4,955	435,612	133,021	5,940	0	6,269	2,243	91,421	3,684	242,578	678,190		
	<b>Total HIGHWAY DIVISION</b>	<b>60</b>	<b>2,474,380</b>	<b>79,463</b>	<b>9,902</b>	<b>24,293</b>	<b>2,589,038</b>	<b>796,291</b>	<b>30,195</b>	<b>0</b>	<b>37,482</b>	<b>11,406</b>	<b>515,806</b>	<b>23,218</b>	<b>1,414,398</b>	<b>4,002,436</b>		
	<b>TOTAL GHF - Filled Positions</b>	<b>60</b>	<b>2,730,849</b>	<b>71,020</b>	<b>14,448</b>	<b>19,695</b>	<b>2,836,012</b>	<b>873,610</b>	<b>28,710</b>	<b>0</b>	<b>41,125</b>	<b>11,220</b>	<b>497,778</b>	<b>21,430</b>	<b>1,473,873</b>	<b>4,309,885</b>		
	<b>TOTAL GHF - Funded Vacancies</b>	<b>20</b>	<b>749,297</b>	<b>21,288</b>	<b>4,151</b>	<b>5,225</b>	<b>779,961</b>	<b>238,186</b>	<b>10,395</b>	<b>0</b>	<b>11,362</b>	<b>3,026</b>	<b>168,474</b>	<b>7,480</b>	<b>439,723</b>	<b>1,219,684</b>		
	<b>TOTAL - GUAM HIGHWAY FUND</b>	<b>80</b>	<b>3,480,146</b>	<b>92,308</b>	<b>18,599</b>	<b>24,920</b>	<b>3,615,973</b>	<b>1,111,796</b>	<b>39,105</b>	<b>0</b>	<b>52,387</b>	<b>15,146</b>	<b>666,251</b>	<b>28,910</b>	<b>1,913,596</b>	<b>5,529,569</b>		
<b>GRAND TOTAL - GENERAL FUND (GF) AND GUAM HIGHWAY FUND (GHF)</b>																		
	Filled Positions - GF+GHF	101	4,570,230	139,239	76,407	28,070	4,811,234	1,482,041	47,520	0	69,795	18,326	846,996	35,065	2,499,743	7,310,977		
	Funded Vacancies - GF+GHF	37	1,458,663	21,288	4,151	5,225	1,447,561	434,303	18,315	0	19,282	6,918	309,744	15,742	795,605	2,243,160		
	<b>TOTAL - GHF</b>	<b>138</b>	<b>6,028,893</b>	<b>160,527</b>	<b>80,558</b>	<b>33,295</b>	<b>6,258,795</b>	<b>1,916,344</b>	<b>65,835</b>	<b>0</b>	<b>89,077</b>	<b>25,244</b>	<b>1,156,740</b>	<b>50,807</b>	<b>3,295,348</b>	<b>9,554,137</b>		
<b>TERRITORIAL EDUCATION FACILITIES FUND (TEFF)</b>																		
Bus Operations (BO)	Filled Positions	91	3,949,829	0	23,171	18,690	3,947,273	1,214,581	30,690	0	57,242	16,830	782,300	29,615	2,131,258	6,078,531		
	Funded Vacancies	17	914,853	1	0	3,114	685,924	201,108	7,415	0	9,475	4,114	136,255	7,160	334,262	1,020,186		
	<b>Total BUS OPERATIONS (TEFF)</b>	<b>108</b>	<b>4,864,682</b>	<b>1</b>	<b>23,171</b>	<b>21,804</b>	<b>4,633,197</b>	<b>1,415,689</b>	<b>38,105</b>	<b>0</b>	<b>66,717</b>	<b>20,944</b>	<b>918,555</b>	<b>36,775</b>	<b>2,465,520</b>	<b>7,098,717</b>		
	<b>TOTAL TEFF - Filled Positions</b>	<b>91</b>	<b>3,949,829</b>	<b>0</b>	<b>23,171</b>	<b>18,690</b>	<b>3,947,273</b>	<b>1,214,581</b>	<b>30,690</b>	<b>0</b>	<b>57,242</b>	<b>16,830</b>	<b>782,300</b>	<b>29,615</b>	<b>2,131,258</b>	<b>6,078,531</b>		
	<b>TOTAL TEFF - Funded Vacancies</b>	<b>108</b>	<b>914,853</b>	<b>1</b>	<b>0</b>	<b>3,114</b>	<b>685,924</b>	<b>201,108</b>	<b>7,415</b>	<b>0</b>	<b>9,475</b>	<b>4,114</b>	<b>136,255</b>	<b>7,160</b>	<b>334,262</b>	<b>1,020,186</b>		
	<b>TOTAL - TEFF</b>	<b>199</b>	<b>4,864,682</b>	<b>1</b>	<b>23,171</b>	<b>21,804</b>	<b>4,633,197</b>	<b>1,415,689</b>	<b>38,115</b>	<b>0</b>	<b>66,717</b>	<b>20,944</b>	<b>918,555</b>	<b>36,775</b>	<b>2,465,520</b>	<b>7,098,717</b>		

Note that the Legislature has taken steps to ensure that any protected personal identifying information that has been redacted or excluded in whole or in part in order to protect the privacy of any individual(s) whose information has been included as part of this transmittal.

Government of Guam  
Fiscal Year 2025  
Agency Staffing Pattern Summary  
Updated: 09/30/2025

DPW BUILDING AND DESIGN FUND (DPWBDF)																
TOTAL CIP BP&I - Filled Positions	11	542,429	0	0	2,070	544,245	167,543	5,445	0	7,896	2,057	71,579	4,030	262,300	806,799	
TOTAL CIP BP&I - Funded Vacancies	12	480,277	0	0	0	480,277	147,782	3,940	0	6,964	2,244	96,211	5,688	264,829	745,100	
<b>Total - CIP BLDG &amp; DSGN FUND</b>	<b>23</b>	<b>1,022,706</b>	<b>0</b>	<b>0</b>	<b>2,070</b>	<b>1,183,047</b>	<b>315,325</b>	<b>11,385</b>	<b>0</b>	<b>14,860</b>	<b>4,301</b>	<b>196,229</b>	<b>9,718</b>	<b>527,129</b>	<b>1,551,905</b>	
DPW 25% BLDG PERMIT FEE - Filled Positions	0	0	0	0	0	0	0	0	0	0	0	0	0	0	0	
DPW 25% BLDG PERMIT FEE - Funded Vacancies	2	245,328	0	0	0	245,328	72,200	990	0	3,558	374	16,620	972	94,714	340,042	
<b>Total - DPW 25% BLDG PERMIT FEE</b>	<b>2</b>	<b>245,328</b>	<b>0</b>	<b>0</b>	<b>0</b>	<b>245,328</b>	<b>72,200</b>	<b>990</b>	<b>0</b>	<b>3,558</b>	<b>374</b>	<b>16,620</b>	<b>972</b>	<b>94,714</b>	<b>340,042</b>	
TOTAL CIP BP&I & 25% BPF - Filled Positions	11	542,429	0	0	2,070	544,245	167,543	5,445	0	7,896	2,057	71,579	4,030	262,300	806,799	
TOTAL CIP BP&I & 25% BPF - Funded Vacancies	14	725,605	0	0	0	725,605	219,982	6,930	0	10,522	2,618	112,831	6,660	399,443	1,085,148	
<b>Total - CIP BLDG &amp; DSGN FUND &amp; 25% BPF</b>	<b>25</b>	<b>1,268,034</b>	<b>0</b>	<b>0</b>	<b>2,070</b>	<b>1,269,775</b>	<b>387,525</b>	<b>12,375</b>	<b>0</b>	<b>18,418</b>	<b>4,675</b>	<b>212,849</b>	<b>10,690</b>	<b>621,843</b>	<b>1,891,947</b>	

Fund	Program Title	No. of FTE's	Salary	Overtime	Special*	Increment Amt.	(E+F+G+I) Subtotal	Benefits							Total Benefits (K thru Q)	(J+R) TOTAL
								Retirement (F * 30.77%)	Retire (DDI) (\$19.01 * 26FP)	Social Sec. (6.2% * J)	Medicare (1.45% * F)	Life (I)	Medical (Premium)	Dental (Premium)		
<b>FEDERAL FUND</b>																
Office of Highway Safety (OHS)	Filled Positions	5	291,771	0	0	1,897	292,668	99,881	2,475	0	4,706	748	31,140	1,731	143,681	468,286
	Funded Vacancies	3	192,184	0	0	0	192,184	59,135	2,475	0	2,787	561	24,930	1,458	90,851	343,836
	<b>Total OHS</b>	<b>8</b>	<b>483,955</b>	<b>0</b>	<b>0</b>	<b>1,897</b>	<b>484,852</b>	<b>159,016</b>	<b>4,950</b>	<b>0</b>	<b>7,493</b>	<b>1,309</b>	<b>59,070</b>	<b>3,189</b>	<b>234,532</b>	<b>812,122</b>
Federal Highway Administration (FHWA)	Filled Positions	21	1,313,405	0	0	0	1,313,405	404,135	10,395	0	19,042	3,928	219,240	9,954	666,694	1,980,099
	Funded Vacancies	39	2,316,450	0	0	0	2,316,450	712,767	18,810	0	33,590	7,106	328,891	19,296	1,120,460	3,436,910
	<b>Total FHWA</b>	<b>60</b>	<b>3,629,855</b>	<b>0</b>	<b>0</b>	<b>0</b>	<b>3,629,855</b>	<b>1,116,902</b>	<b>29,205</b>	<b>0</b>	<b>52,632</b>	<b>11,034</b>	<b>548,131</b>	<b>29,250</b>	<b>1,787,154</b>	<b>5,417,009</b>
Division of Highways (HWY) - 101	Filled Positions	4	253,211	0	0	0	253,211	77,913	0	0	3,671	0	35,255	1,368	118,207	371,418
	Funded Vacancies	0	0	0	0	0	0	0	0	0	0	0	0	0	0	0
	<b>Total HWY-101</b>	<b>4</b>	<b>253,211</b>	<b>0</b>	<b>0</b>	<b>0</b>	<b>253,211</b>	<b>77,913</b>	<b>0</b>	<b>0</b>	<b>3,671</b>	<b>0</b>	<b>35,255</b>	<b>1,368</b>	<b>118,207</b>	<b>371,418</b>
<b>TOTAL FEDERAL - Filled Positions</b>	<b>30</b>	<b>1,858,387</b>	<b>-</b>	<b>-</b>	<b>1,897</b>	<b>1,860,284</b>	<b>581,929</b>	<b>12,870</b>	<b>-</b>	<b>27,419</b>	<b>4,676</b>	<b>288,635</b>	<b>13,053</b>	<b>928,582</b>	<b>2,819,803</b>	
<b>TOTAL FEDERAL - Funded Vacancies</b>	<b>42</b>	<b>2,508,634</b>	<b>-</b>	<b>-</b>	<b>-</b>	<b>2,508,634</b>	<b>771,902</b>	<b>21,285</b>	<b>-</b>	<b>36,377</b>	<b>7,667</b>	<b>353,821</b>	<b>20,754</b>	<b>1,211,311</b>	<b>3,790,746</b>	
<b>TOTAL - FEDERAL</b>	<b>72</b>	<b>4,367,021</b>	<b>0</b>	<b>0</b>	<b>1,897</b>	<b>4,368,918</b>	<b>1,353,831</b>	<b>34,155</b>	<b>0</b>	<b>63,796</b>	<b>12,343</b>	<b>642,456</b>	<b>33,807</b>	<b>2,139,893</b>	<b>6,600,549</b>	
<b>GRAND TOTAL - ALL FUNDS</b>																
Filled Positions - ALL FUNDS	233	10,920,875	156,591	99,578	50,727	11,679,914	3,446,094	96,525	-	162,352	41,889	1,997,791	81,763	5,821,883	17,016,110	
Funded Vacancies - ALL FUNDS	201	5,607,755	21,289	4,151	8,339	5,367,724	1,627,295	53,955	-	75,656	21,317	912,651	50,316	2,700,721	8,129,246	
<b>TOTAL - ALL FUNDS</b>	<b>434</b>	<b>16,528,630</b>	<b>180,678</b>	<b>103,729</b>	<b>59,066</b>	<b>16,696,209</b>	<b>5,073,389</b>	<b>150,480</b>	<b>0</b>	<b>238,008</b>	<b>63,206</b>	<b>2,853,246</b>	<b>132,079</b>	<b>8,522,604</b>	<b>25,145,356</b>	
<b>GRAND TOTAL</b>	<b>434</b>	<b>16,528,630</b>	<b>180,678</b>	<b>103,729</b>	<b>59,066</b>	<b>16,696,209</b>	<b>5,073,389</b>	<b>150,480</b>	<b>0</b>	<b>238,008</b>	<b>63,206</b>	<b>2,853,246</b>	<b>132,079</b>	<b>8,522,604</b>	<b>25,145,356</b>	

Government of Guam  
Fiscal Year 2025  
Agency Staffing Pattern Summary  
Updated: 09/30/25

FUNCTIONAL AREA: General Government  
DEPARTMENT / AGENCY: Public Works  
PROGRAM: Administrative Services Division  
FUND: General Fund:

Section Legend	DO FM HR RP&I	Director's Office Fiscal Management Human Resources Research, Programming & Implementation	PC WHS S&S	Property Control Supply Warehouse Safety & Security
----------------	------------------------	---	------------------	---

Input by Department											Input by Department									
No.	(A) Pos. No. / Section	(B) Position Title	(C) Name of Incumbent	(D) Grade/ Step	(E) Salary	(F) Overtime	(G) Special*	(H) INCREMENT		(J) (E+F+G+I) Subtotal	Benefits					(P) Medical (Premium)	(Q) Dental (Premium)	(R) Total Benefits (K thru N)	(S) (J + R) TOTAL	
								Date	Amt.		(K) Retirement (J * 30.77%) 1/	(L) Retire (DDI) (\$19.01 * 26PP) 2/	(M) Social Sec. (6.2% * J)	(N) Medicare (1.45% * J)	(O) Life 3/					
											0									
1	4440 / FM	Program Coordinator II in lieu of MA II	Heidi Carlos, 10033	MX-07	62,163	0	\$2,391	03/07/27	0	64,554	\$19,863	495	0	\$936	187	\$11,192	653	\$33,326	\$97,880	
2	4019	Program Coordinator I	Kevin C. Galvez, 10000617	KX-01	41,372		\$1,591	11/25/25	0	\$42,963	\$13,220	495	0	\$623	187	\$0	\$0	\$14,525	\$57,488	
3	4036	Safety Administrator In lieu	Benny RS San Nicolas, 60458	NX-01	54,918	0	\$2,112	04/21/25	0	57,030	\$17,548	495	0	\$827	187	\$8,551	\$342	\$27,950	\$84,980	
4	4052 / PC	Property Control Officer	Christine B Babauta, 3214	HX-14	50,328	844	\$1,936	03/14/26	0	\$53,108	\$16,341	495	0	\$770	187	\$4,801	\$342	\$22,936	\$76,044	
5	4085 / S&S	Safety Inspector I	Wylie J. Comoda, 63195	HX-01	32,355	0	\$1,244	10/20/25	0	33,599	\$10,338	495	0	\$487	187	\$0	\$0	\$11,507	\$45,106	
6	4224 / S&S	Guard	Brady S Gatchalian, 8225	EL-21-12	44,212	2,464	\$1,700	04/26/26	0	\$48,376	\$14,885	495	0	\$701	187	\$4,801	\$342	\$21,411	\$69,787	
7	4298	Supply Clerk	Kurt SC Rosario, 10204	EX-08	33,192		\$1,277	04/26/26	0	34,469	\$10,606	495	0	\$500	187	\$4,801	\$342	\$16,931	\$51,400	
8	4363 / S&S	Guard / S&S	Maryjo Heinenway, 63241	EL21-02	29,235	1,687	\$5,545	12/18/25	0	36,467	\$11,221	495	0	\$529	187	\$21,918	\$653	\$35,003	\$71,470	
9	4649	Guard / S&S	Wilbur R. Almeida, 7586	EL-21-02	29,235	1,198	\$1,124	05/12/26	0	31,557	\$9,710	495	0	\$458	187	\$8,551	\$0	\$19,401	\$50,958	
10	4685	Guard Supervisor	Scott San Nicolas, 37659	GL-21-02	32,863	1,896	\$4,188	06/17/25	1,933	40,880	\$12,579	495		\$593	187	\$4,801	\$342	\$18,997	\$59,877	
11	4674 / WHS	Officer	Julio K. Kepwe, 38010	JX-05	43,995	734	\$4,616	08/06/25	1,666	\$51,011	\$15,696	495	0	\$740	187	\$4,801	\$342	\$22,261	\$73,272	
12	4848 / WHS	Storekeeper II	Vincent R. Mantanona, 22568	IX-04	39,004	1,088	\$1,500	04/07/26	0	\$41,592	\$12,798	495	0	\$603	187	\$4,801	\$394	\$19,278	\$60,870	
13	4978 / S&S	Guard / S&S	Antoinette M.S. Benavente, 25016	EL-21-07	37,147	1,984	\$1,429	06/17/25	1,376	\$41,936	\$12,904	495	0	\$608	187	\$13,493	\$404	\$28,091	\$70,027	
14	5222 / S&S	Guard	Manny Bermudes, 10545	EL-21-07	37,147	1,984	\$1,429	07/01/25	1,376	\$41,936	\$12,904	495	0	\$608	187	\$8,551	\$342	\$23,087	\$65,023	
14	<b>TOTAL FILLED POSITIONS</b>				---	\$567,166	\$13,879	\$32,082	\$644,174	\$6,351	\$619,478	\$190,613	\$6,930	\$0	\$8,983	\$2,618	\$101,062	\$4,498	\$314,704	\$934,182

0	TOTAL LIMITED TERM APPOINTMENTS				---	\$0	\$0	\$0	---	\$0	\$0	\$0	\$0	\$0	\$0	\$0	\$0	\$0	\$0	
14	TOTAL FILLED POSITIONS / LIMITED TERM / TEMPORARY APPOINTMENTS				---	\$567,166	\$13,879	\$32,082	---	\$6,351	\$619,478	\$190,613	\$6,930	\$0	\$8,983	\$2,618	\$101,062	\$4,498	\$314,704	\$934,182
	259	Buyer I	Vice Store Keeper I 1999	H-01	0	0	\$0	N/A	0	0	\$0	0	0	0	0	0	0	0	0	
		/ FM	Program Coordinator III	N-01	0	0	\$0	N/A	0	0	\$0	0	0	0	0	0	0	0	0	
1	4024 / FM	Program Coordinator II	vice Heidi JT Carlos, 10033	MX-01	49,731	0	\$0	N/A	0	49,731	\$15,302	495	0	\$0	187	\$8,310	\$486	\$24,780	\$74,511	
2	4147 / RPDP	(in lieu of Eng III)	vice Maria G Duarte, 6568	OX-01	60,875	0	\$0	N/A	0	\$60,875	\$18,731	495	0	\$883	187	\$8,310	\$486	\$29,092	\$89,967	
3	4205 / FM	Administrative Assistant	vice Roselily A Cruz, 3262	JX-01	37,913	0	\$0	N/A	0	\$37,913	\$11,666	495	0	\$550	187	\$8,310	\$486	\$21,694	\$59,607	
4	4902 / S&S	Guard	vice Nathan Perez	EL-21-01	27,516	0	\$0	N/A	0	\$27,516	\$8,467	495	0	\$399	187	\$8,310	\$486	\$18,344	\$45,860	
5	4002	Bldg Custodian/LTA	vice Dolores Mendiola, 10009	CX-01	21,678	0	\$0	N/A	0	21,678	\$6,670	495	0	\$314	187	\$8,310	\$486	\$16,462	\$38,140	
6	5044 S&S	Safety Inspector I/LTA	Dramantino Concercao, 1202	HX-01	32,355	0	\$0	N/A	0	32,355	\$9,956	495	0	\$469	187	8,310	486	\$19,903	\$52,258	
0	4031 / FM	Chief of Administration	Vice P. Richards	N-01	0	0	\$0	N/A	0	0	\$0	0	0	\$0	0	\$0	0	\$0	\$0	
	4134	Buyer Supervisor I	Vice SP 1996	J-01	0	0	\$0	N/A	0	0	\$0	0	0	0	0	0	0	0	0	
0	4306 / FM	Management Analyst I	Vice Maryann B. Chamberlain	K-01	0	0	\$0	N/A	0	0	\$0	0	0	\$0	0	\$0	\$0	\$0	\$0	
	4365 / SS	Guard Supervisor	Vice R. Untalan (SP 2001)	GL-21-01	0	0	\$0	N/A	0	0	\$0	0	0	0	0	0	0	0	0	
0	4440 / FM	MA II (in lieu of Comp Sys	Vice D. Rivera (SP 2009)	M-01	0	0	\$0	N/A	0	0	\$0	0	0	\$0	0	\$0	0	\$0	\$0	
	4655 /	Messenger Clerk	Vice Dolores C Mendiola	D-01	0	0	\$0	N/A	0	0	\$0	0	0	0	0	0	0	0	0	

Government of Guam  
Fiscal Year 2025  
Agency Staffing Pattern Summary  
Updated: 09/30/25

	4656	Buyer II	SP 2000	I-01	0	0	\$0	N/A	0	0	\$0	0	0	0	0	0	0	0	
0	4902 / S&S	Guard / S&S	Vice Peter Jerome J. Mesa	EL-21-01	0	0	\$0	N/A	0	0	\$0	0	0	\$0	0	\$0	\$0	\$0	
0	5018 / WHS	Storekeeper I	Vice Patrick S. Alvarez	H-01	0	0	\$0	N/A	0	0	\$0	0	0	\$0	0	\$0	\$0	\$0	
	65024	Storekeeper I	Vice Allan Cruz	H-01	0	0	\$0	N/A	0	0	\$0	0	0	0	0	0	0	0	
	66000 / FM	Controller	Vice Arleen U Pierce	S-01	0	0	\$0	N/A	0	0	\$0	0	0	0	0	0	0	0	
	4287	Administrative Service Off	SP 1996 Vacant	L-01			\$0				\$0								
7	5226	MA III (In lieu of MA IV)	Vice L. Olnagan	NX-01	54,918		\$0		54,918		\$16,898	495		415	187	8,310	486	26,791	\$81,709
7	TOTAL VACANT POSITIONS FOR RECRUITMENT			----	\$284,986	\$0	\$0	\$0	\$0	\$284,986	\$87,690	\$3,465	\$0	\$3,030	\$1,309	\$58,170	\$3,402	\$157,066	\$442,052
21	GRAND TOTAL			----	\$852,152	\$13,879	\$32,082	----	\$6,351	\$904,464	\$278,303	\$10,395	\$0	\$12,013	\$3,927	\$159,232	\$7,900	\$471,770	\$1,376,234

\* Night Differential / Hazardous / Worker's Compensation / etc.

\*\* Indicate "LTA" for Limited Term Appointment; "TEMP" for Temporary Appointment; "(UNC)" for Unclassified Appointment; "TDA" for Temporary Duty Assignment next to Position Title; and "TBD" for To Be Determined next to Position Number (where applicable).

1/ FY 2025 GovGuam contribution rate of 38.77% for the Government of Guam Retirement is subject to change.

2/ FY 2025 GovGuam contribution rate of \$19.01 (bi-weekly) for DBI is subject to change.

3/ FY 2025 GovGuam contribution rate of \$187 (per annum) for Life Insurance is subject to change.

Input by Department												
No.	Pos. No. / Section	Position Title	Name of Incumbent	Holiday Pay	Special Pay Categories							(D+E+F+G+H+I+J) Subtotal
					(E)	(F)	(G)	(H)	(I)	(J)		
					1/ Night Differential Pay 10%	2/ Hazard 10%	3/ Hazard 8%	4/ Nurse Sunday Pay 1.5	5/ Nurse Pay 1.5	6/ EMT Pay 15%		
1	4440 / FM	lieu of MA II	Heidi Carlos, 10033	2,391	0	0	0	0	0	0	2,391	
2	4019	Program Coordinator I	Kevin C. Galvez, 10000617	1,591	0	0	0	0	0	0	1,591	
3	4036	Safety Administrator In lieu	Benny RS San Nicolas, 60458	2,112	0	0	0	0	0	0	2,112	
4	4052 / PC	Property Control Officer	Christine B Babauta, 3214	1,936	0	0	0	0	0	0	1,936	
5	4085 / S&S	Safety Inspector I	Wylie J. Comoda, 63195	1,244							1,244	
6	4224 / S&S	Guard	Brady S Gatchalian, 8225	1,700	0	0	0	0	0	0	1,700	
7	4298	Supply Clerk	Kurt SC Rosario, 10204	1,277	0	0	0	0	0	0	1,277	
8	4363 / S&S	Guard / S&S	Maryjo Hemenway, 63241	1,124	4,421	0	0	0	0	0	5,545	
9	4649	Guard / S&S	Wilbur R. Almeida, 7586	1,124	0	0	0	0	0	0	1,124	
10	4685	Guard Supervisor	Scott San Nicolas, 37659	1,264	2,924	0	0	0	0	0	4,188	
11	4674 / WHS	Inventory Management Officer	Julio K. Kepwe, 38010	1,692	2,924	0	0	0	0	0	4,616	
12	4848 / WHS	Storekeeper II	Vincent R. Mantanona, 22568	1,500							1,500	
			Antoinette M.S. Benavente, 25016	1,429							1,429	
14	5222 / S&S	Guard	Manny Bermudes, 10545	1,429							1,429	
14	TOTAL FILLED POSITIONS			\$19,422	\$10,269	\$0	\$0	\$0	\$0	\$0	\$32,082	
0	TOTAL LIMITED TERM APPOINTMENTS			\$0	\$0	\$0	\$0	\$0	\$0	\$0	\$0	
14	TOTAL FILLED POSITIONS / LIMITED TERM / TEMPORARY APPOINTMENTS			\$19,422	\$10,269	\$0	\$0	\$0	\$0	\$0	\$32,082	
	259	Buyer I	Vice Store Keeper I 1999									
	/ FM	Program Coordinator III	Vice Marilyn Q. Reyes									
1	4024 / FM	Program Coordinator II	vice Heidi JT Carlos, 10033									
2	4147 / RPDP	(in lieu of Eng III)	vice Maria G Duarte, 6568									
3	4205 / FM	Administrative Assistant	vice Roselily A Cruz, 3262									
4	4902 / S&S	Guard	vice Nathan Perez									
5	4002	Bldg. Custodian/LTA	vice Dolores Mendiola, 10009									

Note that the Legislature has taken steps to ensure that any protected personal identifying information has been redacted or excluded in whole or in part in order to protect the privacy of any individual(s) whose information has been included as part of this transmittal.

Government of Guam  
Fiscal Year 2025  
Agency Staffing Pattern Summary  
Updated: 09/30/25

6	5044 S&S	Safety Inspector I/LTA	Diamantino Conceicao, 1202	0	0	0	0	0	0	0	0
0	4031 / FM	Chief of Administration	Vice P. Richards								
	4134	Buyer Supervisor I	Vice SP 1996								
0	4306 / FM	Management Analyst I	Vice Maryann B. Chamberlain								
	4365 / SS	Guard Supervisor	Vice R. Untalan (SP 2001)								
0	4440 / FM	MA II (in lieu of Comp Sys)	Vice D. Rivera (SP 2009)								
	4655 /	Messenger Clerk	Vice Dolores C Mendiola								
	4656	Buyer II	SP 2000								
0	4902 / S&S	Guard / S&S	Vice Peter Jerome J. Mesa								
0	5018 / WHS	Storekeeper I	Vice Patrick S. Alvarez	0	0	0	0	0	0	0	0
	65024	Storekeeper I	Vice Allan Cruz								
	66000 / FM	Controller	Vice Arleen U. Pierce								
	4287	Administrative Service Off	SP 1996 Vacant								
7	5226	MA III (In lieu of MA IV)	Vice L. Olanagan								
7	TOTAL VACANT POSITIONS FOR RECRUITMENT			\$0	\$0	\$0	\$0	\$0	\$0	\$0	\$0
21	GRAND TOTAL			\$19,422	\$10,269	\$0	\$0	\$0	\$0	\$0	\$32,082

- 1/ 10% of regular rate of pay, applicable from 6pm- 6am; employee must work 4 consecutive hours after 6pm for entitlement of the pay
- 2/ Applies to law enforcement personnel
- 3/ Applies to solid waste employees
- 4/ 1 ½ of regular rate of pay from 12am Friday to 12 midnight Sunday
- 5/ 1 ½ of regular rate of pay on daily work exceeding 8 hours
- 6/ Applicable only to Guam Fire Department ambulatory service personnel; 15% of regular rate of pay

FUNCTIONAL AREA: General Government  
DEPARTMENT/AGENCY: Public Works  
PROGRAM: Capital Improvement Projects  
FUND: General Fund

Section Legend: OCE/AS	Office of Chief Engineer/Administrative Support
BPSI	Building Permits & Inspections
CQC	Construction Quality Control
CA	Contracts Administration
D&A	Design & Analysis
PLN	Planning

Input by Department										Input by Department									
No.	(A) Pos. No. / Section	(B) Position Title	(C) Name of Incumbent	(D) Grade/ Step	(E) Salary	(F) Overtime	(G) Special*	(H) INCREMENT		(J) Subtotal (E+F+G+I)	(K) Retirement (J * 30.77%) 1/	(L) Retire (DDI) (\$19.01 * 26PP) 2/	(M) Social Sec. (6.2% * J)	(N) Medicare 1.45% * J	(O) Life 3/	(P) Medical (Premium)	(Q) Dental (Premium)	(R) Total Benefit (K thru N)	(S) (J + R) TOTAL
								Date	Amt.										
								Benefits											
										0									
1	4014 COE-AS	Management Analyst III	Marlene TA Tydingco, 2332	NX-11	\$77,783	\$0	\$0	3/13/27	\$0	\$77,783	\$23,934	\$495	\$0	\$1,128	\$187	\$4,801	\$342	\$30,887	\$108,670
2	4131 /D&A	Engineer III (Civil)	Jeri C Calaor, 2608	OX-09	80,999	0	\$0	9/6/25	214	81,213	\$24,989	495	0	1,178	187	8,310	486	35,645	116,858
3	4159 CA	Engineer Supervisor (Mechanical)	John F Calanayan, 4477	PX-10	92,933	0	\$0	9/30/25	246	93,179	\$28,671	495	0	1,351	187	21,918	653	53,275	146,454
4	4539 / CA	Engineer II (Civil)	Reynaldo T Junio, 6676	NX-11	77,783	0	\$0	5/12/27	0	77,783	\$23,934	495	0	1,128	187	15,868	486	42,098	119,881
5	4557 / PLN	Chief Planner	Rudy PL Cabana, 3078	QX-10	101,296	0	\$0	12/2/25	0	101,296	\$31,169	495	0	1,469	187	8,551	0	41,871	143,167
5	<b>TOTAL FILLED POSITIONS</b>			----	\$430,794	\$0	\$0	---	\$460	\$431,254	\$132,697	\$2,475	\$0	\$6,254	\$935	\$59,448	\$1,967	\$203,776	\$635,030
0	TBD / OCE-AS	Administrative Assistant	Vice Patricia M Acosta 2/24/2006	JX-01	0	0	0	N/A	0	0	0	0	0	0	0	0	0	0	0
1	4122 / CQC	Engineer II (Civil)	Vice Timmy O Gonzaga, 1945	NX-01	54,918	0	\$0	N/A	0	54,918	\$16,898	495	0	707	187	8,310	486	27,083	82,001
2	4075 / D&A	Engineer I (Electrical)	vice Boni B Tacuyan, 11192	LX-01	45,262	0	\$0	N/A	0	48,758	\$15,003	495	0	707	187	8,310	486	25,285	74,043
3	4129 / PCQC	Engineer III (Architectural)	vice Maryrose M Wilson, 4750	OX-01	60,875	0	\$0	N/A	0	60,875	\$18,731	495	0	883	187	8,310	486	29,092	89,967
4	5040 / CQC	Construction Inspector II	vice Ralph E Terlaje, 3188	KX-01	41,372	0	\$0	N/A	0	41,372	\$12,730	495	0	600	187	8,310	486	22,808	64,180
5	4544 / CQC	Construction Inspector II	Vice Pablito Ligon 6/08/2023	KX-01	41,372	0	0	N/A	0	41,372	13,384	495	0	600	187	8,310	486	23,462	64,834
0	TBD / D&A	Engineer II (Mechanical)	Vacant	NX-01	0	0	0	N/A	0	0	0	0	0	0	0	0	0	0	0
0	4147 / D&A	Engineer II (Structural)	Vice (see by MA-IV Maria Duarte)	NX-01	0	0	0	N/A	0	0	0	0	0	0	0	0	0	0	0
0	4614 / D&A	Engineer II (Civil)	Vice Jeri C Calaor	NX-01	0	0	0	N/A	0	0	0	0	0	0	0	0	0	0	0
0	4119 / OCE-AS	Management Analyst IV (in lieu of Engineer Tech II)	Vice Joseph A Babauta	OX-01	0	0	0	N/A	0	0	0	0	0	0	0	0	0	0	0
5	<b>TOTAL VACANT POSITIONS FOR RECRUITMENT</b>			----	\$243,799	\$0	\$0	\$0	\$0	\$247,295	\$76,746	\$2,475	\$0	\$3,497	\$935	\$41,550	\$2,430	\$127,730	\$375,025
10	<b>GRAND TOTAL</b>			----	\$674,593	\$0	\$0	----	\$460	\$678,549	\$209,443	\$4,950	\$0	\$9,751	\$1,870	\$100,998	\$4,397	\$331,506	\$1,010,055

\* Night Differential / Hazardous / Worker's Compensation / etc.

\*\* Indicate "LTA" for Limited Term Appointment; "TEMP" for Temporary Appointment; "(UNC)" for Unclassified Appointment; "TDA" for Temporary Duty Assignment next to Position Title; and "TBD" for To Be Determined next to Position Number (where applicable).

1/ FY 2025 GovGuam contribution rate of 30.77% for the Government of Guam Retirement is subject to change.

2/ FY 2025 GovGuam contribution rate of \$19.01 (bi-weekly) for DDI is subject to change.

3/ FY 2025 GovGuam contribution rate of \$187 (per annum) for Life Insurance is subject to change.

Input by Department												
No.	Position Number	Position Title	Name of Incumbent	Holiday Pay	Special Pay Categories						Subtotal (E+F+G+H+I+J)	
					(D)	(E)	(F)	(G)	(H)	(I)		(J)
						1/ Night Differential Pay 10%	2/ Hazard 10%	3/ Hazard 8%	4/ Nurse Sunday Pay 1.5	5/ Nurse Pay 1.5		6/ EMT Pay 15%
1	4014 COE-AS	Management Analyst III	Marlene TA Tydingco								\$0	
2	4131 /D&A	Engineer III (Civil)	Jeri C Calaor								\$0	
3	4159 CA	Engineer Supervisor (Mechanical)	John F Calanayan								\$0	
4	4539 / CA	Engineer II (Civil)	Reynaldo T Junio								\$0	
5	4557 / PLN	Chief Planner	Rudy PL Cabana								\$0	
5	<b>TOTAL FILLED POSITIONS</b>			\$0	\$0	\$0	\$0	\$0	\$0	\$0	\$0	
0	TBD / OCE-AS	Administrative Assistant	Vice Patricia M Acosta 2/24/2006								\$0	
0	TBD / CQC	Construction Inspector II	Vacant								\$0	
0	TBD / D&A	Engineer II (Mechanical)	Vacant								\$0	
0	4147 / D&A	Engineer II (Structural)	Vice (use by MA-IV Maria Duarte)								\$0	
0	4614 / D&A	Engineer II (Civil)	Vice Jeri C Calaor								\$0	
0	4119 / OCE-AS	Management Analyst IV (in lieu of	Vice Joseph A Babauta								\$0	
0	<b>TOTAL VACANT POSITIONS FOR RECRUITMENT</b>			\$0							\$0	
5	<b>GRAND TOTAL</b>			\$0	\$0	\$0	\$0	\$0	\$0	\$0	\$0	

- 1/ 10% of reg. rate, applicable from 6pm-6am, employee must work 4 hours consecutive after 6pm for entitlement of the pay
- 2/ Applies to law enforcement personnel
- 3/ Applies to solid waste employees
- 4/ 1 1/2 of reg. rate of pay from 12am Friday to 12 midnight Sunday
- 5/ 1 1/2 of reg. rate of pay on daily work exceeding 8 hours
- 6/ Applicable only to GFD ambulatory service personnel 15% of reg. rate of pay

FUNCTIONAL AREA: General Government  
 DEPARTMENT / AGENCY: Public Works  
 PROGRAM: Transportation Maintenance  
 FUND: General Fund

Government of Guam  
 Fiscal Year 2025  
 Agency Staffing Pattern Summary  
 Updated: 09/30/25

Section Legend: ADM	Administrative Support (Support Services)	BFS	Body & Fender Shop
LAS	Light Auto Shop	PML	Preventive Maintenance - Lube Shop
SHS	Semi-Heavy Shop	SRO-L&R	Production Control Service Desk - Service Repair Order (SRO)
TS	Tire Shop		License & Registration
WS	Wrecker Service		

(BBMR SP-1)

Input by Department														Input by Department						
(A)	(B)	(C)	(D)	(E)	(F)	(G)	(H)		(J)	(K)	(L)	(M)	(N)	(O)	(P)	(Q)	(R)	(S)		
No.	Pos. No. / Section	Position Title	Name of Incumbent	Grade/ Step	Salary	Overtime	Special*	INCREMENT		(E+F+G+I) Subtotal	Benefits					Medical (Premium)	Dental (Premium)	Total Benefits (K thru N)	(J + R) TOTAL	
								Date	Amt.		Retirement (J *30.77%) 1/	Retire (DDI) (\$19.01*26PP) 2/	Social Sec. (6.2% * J)	Medicare (1.45% * J)	Life 3/					
1	4285 / ADM	Transportation Maint. Superintendent	Frederick C Fernandez, 3765	OX-12	88,956	0	3,421	7/31/26	0	92,377	\$28,424	495	0	1,339	187	8,551	\$342	39,338	131,715	
2	4286 / SHS	Automotive Mechanic II	William DB Parke, 6459	IX-12	50,979	4,000	1,961	10/8/26	0	56,940	\$17,520	495	0	826	187	21,918	653	41,599	98,539	
3	4288/SHS	Automotive Mechanic II	Anthony B Rosalin, 60798	IX-02	36,209	4,000	1,393	2/5/26	0	41,602	\$12,801	495	0	603	187	8,551	\$342	22,979	64,581	
4	4290 / SHS	Automotive Mechanic II	Victorino I Maza, 10197	IX-09	46,419	4,000	1,785	4/26/26	0	52,204	\$16,063	495	0	757	187	11,192	\$653	29,347	81,551	
5	4305 / LAS	Automotive Mechanic II	Steven V Espinosa, 6156	IX-10	47,891	2,000	1,842	11/25/26	0	51,733	15,918	495	0	750	187	13,493	\$404	31,247	82,980	
6	4307 /ADM	Data Control Clerk I	Leizel Villanor Mira, 10000466	EX-01	25,736	2,000	990	8/26/25	163	28,889	8,889	495	0	419	187	6,921	404	17,315	46,204	
7	4325 / SHS	Automotive Mechanic II	Stanislaus Goobpin, 9659	IX-10	47,891	4,000	1,842	10/21/26	0	53,733	\$16,534	495	0	779	187	8,551	\$0	26,546	80,279	
8	4332 / HES	Heavy Equipment Mechanic II	Patrick WP Cruz, 4122	IX-10	47,891	4,000	1,842	7/10/26	0	53,733	\$16,534	495	0	779	187	21,918	653	40,566	94,299	
11	4340/ADM	Program Coordinator I in lieu of KP I	Arjay Reyes, 10000694	KX-01	41,372	0	0	01/13/26	0	41,372	12,730	\$495	0	600	\$187	13,493	\$404	27,909	69,281	
12	4348 / LAS	Automotive Mechanic II	Andrew Crisostomo, 10618	IX-08	44,992	4,000	1,730	3/5/26	0	50,722	\$15,607	495	0	735	187	8,551	\$342	25,917	76,639	
13	4339 / SHS	Automotive Mechanic Supervisor	Mark C. Ogo, 2564	LX-07	56,578	4,000	2,176	8/12/25	299	63,053	\$19,401	495	0	914	187	0	\$0	20,997	84,050	
14	4355 / SHS	Automotive Mechanic II	Kevin A Tainatongo, 4512	IX-13	52,597	4,000	2,023	5/17/25	695	59,315	\$18,251	495	0	860	187	13,493	\$404	33,690	93,005	
16	4383/PC	Automotive Repair Controller	Maelynn RP Untalan, 5698	XI-02	36,209	4,000	1,393	12/12/25	0	41,602	\$13,458	\$495	0	603	\$187	11,192	653	26,588	68,190	
17	4779 / ADM	Administrative Assistant	Priscilla SC Quintanilla, 60730	JX-10	52,047	0	2,002	3/11/27	0	54,049	\$16,631	495	0	784	187	0	\$0	18,097	72,146	
18	4866 / SHS	Automotive Service Worker I	Issac Max B. Erickson, 10000672	DX-01	23,229	2,000	0	12/23/25	0	25,229	\$7,763	495	0	366	187	\$8,310	\$486	17,607	42,836	
19	5008	Automotive Service Worker II	Charles Vincent A. Untalan, 60513	EX-01	25,736	4,000	990	5/31/25	407	31,133	\$9,580	495	0	451	187	8,551	\$342	19,606	50,739	
20	5011 / LAS	Automotive Mechanic Supervisor	David P. Richards, 5919	LX-09	60,225	4,000	2,316	10/8/25	0	66,541	\$20,475	495	0	965	187	8,551	\$342	31,015	97,556	
20	<b>TOTAL FILLED POSITIONS</b>					<b>\$784,957</b>	<b>\$50,000</b>	<b>\$27,706</b>		<b>\$1,564</b>	<b>\$864,227</b>	<b>\$266,579</b>	<b>\$8,415</b>	<b>\$0</b>	<b>\$12,430</b>	<b>\$3,179</b>	<b>\$173,236</b>	<b>\$6,424</b>	<b>\$470,363</b>	<b>\$1,334,590</b>
1	4306	Secretary II (Typist)/LTA	Ryan J. Crisostomo	H-01	32,355	933	1,244	N/A	0	34,532	10,625	495	0	530	187	8,551	342	20,730	55,262	
2	4358	Trades Helper /LTA	Gilbert G. Alico	D-02	24,109	695	927	N/A	0	25,731	7,917	495	0	373	187	6,921	404	16,297	42,028	
2	<b>TOTAL LIMITED TERM / TEMPORARY APPOINTMENTS</b>					<b>\$56,464</b>	<b>\$1,628</b>	<b>\$2,171</b>	<b>\$0</b>	<b>\$0</b>	<b>\$60,263</b>	<b>\$18,542</b>	<b>\$990</b>	<b>\$0</b>	<b>\$903</b>	<b>\$374</b>	<b>\$15,472</b>	<b>\$746</b>	<b>\$37,027</b>	<b>\$97,290</b>
22	<b>TOTAL FILLED POSITIONS /LIMITED TERM/TEMPORARY APPOINTMENT</b>					<b>\$841,421</b>	<b>\$51,628</b>	<b>\$29,877</b>	<b>N/A</b>	<b>\$1,564</b>	<b>\$924,490</b>	<b>\$285,121</b>	<b>\$9,405</b>	<b>\$0</b>	<b>\$13,433</b>	<b>\$3,553</b>	<b>\$188,708</b>	<b>\$7,170</b>	<b>\$507,390</b>	<b>\$1,431,880</b>
0	4198/ADM	Administrative Assistant	Vice Sandra Perez	J-01	0	0	0	N/A	0	0	0	\$0	0	\$0	0	0	0	0	0	
1	4334 / ADM	Administrative Officer	vice Sandra Q Perez, 1669	LX-01	45,262	0	0	N/A	0	0	\$0	495	0	0	187	8,310	\$486	9,478	9,478	
2	4333 / SHS	Automotive Mechanic II	vice Quinn Kargon, 62918	IX-01	34,886	0	0	N/A	0	34,886	10,734	495	0	506	187	8,310	486	20,718	55,604	
3	4356 / SHS	Automotive Mechanic Leader	vice Paul A Perez, 4002	JX-01	34,886	0	0	N/A	0	34,886	\$10,734	495	0	506	187	8,310	\$486	20,718	55,604	
0	4288/SHS	Automotive Mechanic II	Vice SP 2000	IX-01	0	0	0	N/A	0	0	0	\$0	0	\$0	0	0	0	0	0	
0	4339/SHS	Automotive Mechanic Supervisor	Vice Fred Fernandez	LX-01	0	0	0	N/A	0	0	0	\$0	0	\$0	0	0	0	0	0	
0	4356/SHS	Automotive Mechanic Leader	Vice Frank Manibusan	JX-01	0	0	0	N/A	0	0	0	\$0	0	\$0	0	0	0	0	0	
4	4359/PM	Equipment Operator II	Vice Steven V. Espinosa	FX-08	33,192	0	0	N/A	0	33,192	\$10,213	495	0	481	187	8,310	\$486	20,172	53,364	
0	4374/LAS	Automotive Mechanic I	Vice SP 2000	HX-01	0	0	0	N/A	0	0	0	\$0	0	\$0	0	\$0	\$0	0	0	
0	4387 / ADM	Transportation Supervisor	vice Frederick C	MX-01	0	0	0	N/A	0	0	0	\$0	0	\$0	0	0	0	0	0	
0	4388/HS	Heavy Equipment Mechanic II	Vice Ray Quintanilla	IX-01	0	0	0	N/A	0	0	0	\$0	0	\$0	0	0	0	0	0	
0	4392/HS	Heavy Equipment Mechanic Leader	Vice SP 2000	JX-01	0	0	0	N/A	0	0	0	\$0	0	\$0	0	0	0	0	0	
5	4773 / SHS	Automotive Mechanic I / LTA	vice Adrian Pinault	HX-01	32,355	0	0	N/A	0	32,355	0	\$0	0	\$0	0	8,310	486	0	32,355	
5	<b>TOTAL VACANT POSITIONS FOR RECRUITMENT</b>					<b>\$180,581</b>	<b>\$0</b>	<b>\$0</b>	<b>\$0</b>	<b>\$0</b>	<b>\$135,319</b>	<b>\$31,681</b>	<b>\$1,980</b>	<b>\$0</b>	<b>\$1,493</b>	<b>\$748</b>	<b>\$41,550</b>	<b>\$2,430</b>	<b>\$71,086</b>	<b>\$206,405</b>
27	<b>GRAND TOTAL</b>					<b>1,022,002</b>	<b>51,628</b>	<b>29,877</b>	<b>N/A</b>	<b>1,564</b>	<b>1,059,809</b>	<b>316,802</b>	<b>11,385</b>	<b>0</b>	<b>14,926</b>	<b>4,301</b>	<b>230,258</b>	<b>9,600</b>	<b>\$78,476</b>	<b>1,638,285</b>

\* Night Differential / Hazardous / Worker's Compensation / etc.

\*\* Indicate "LTA" for Limited Term Appointment; "TEMP" for Temporary Appointment; "(UNC)" for Unclassified Appointment; "TDA" for Temporary Duty Assignment next to Position Title; and "TBD" for To Be Determined next to Position Number (where applicable).

1/ FY 2025 GovGuam contribution rate of 30.77% for the Government of Guam Retirement is subject to change.

2/ FY 2025 GovGuam contribution rate of \$19.01 (bi-weekly) for DDI is subject to change.

3/ FY 2025 GovGuam contribution rate of \$187 (per annum) for Life Insurance is subject to change.

Input by Department											
(A)	(B)	(C)	(D)	Special Pay Categories						(K)	
				(E)	(F)	(G)	Agency Staffing Pattern Summary (H) Updated: 6/2/2025				
				1/ Night Differential Pay 10%	2/ Hazard 10%	3/ Hazard 8%	4/ Nurse Sunday Pay 1.5	5/ Nurse Pay 1.5	6/ EMT Pay 15%		(D+E+F+G+H+I+J) Subtotal
1	4285 / ADM	Transportation Maint. Superintendent	Frederick C Fernandez, 3765	\$3,421	\$0	\$0	\$0	\$0	\$0	\$0	\$3,421
2	4286 / SHS	Automotive Mechanic II	William DB Parke, 6459	\$1,961	0	0	0	0	0	0	\$1,961
3	4288/SHS	Automotive Mechanic II	Anthony B. Rosalin, 60798	\$1,393	0	0	0	0	0	0	\$1,393
4	4290 / SHS	Automotive Mechanic II	Victorino I Maza, 10197	\$1,785	0	0	0	0	0	0	\$1,785
5	4305 / LAS	Automotive Mechanic II	Steven V. Espinosa, 6156	\$1,842	0	0	0	0	0	0	\$1,842
6	4307 /ADM	Data Control Clerk I	Leizel Villamor Mira, 10000466	\$990	0	0	0	0	0	0	\$990
7	4325 / SHS	Automotive Mechanic II	Stanislaus Goobpin, 9659	\$1,842	0	0	0	0	0	0	\$1,842
8	4332 / HES	Heavy Equipment Mechanic II	Patrick WP Cruz, 4122	\$1,842	0	0	0	0	0	0	\$1,842
9	4333 / SHS	Automotive Mechanic II	Quinn Kargon, 62918								
10	4334 / ADM	Administrative Officer	Sandra Q Perez, 1669	\$1,741	0	0	0	0	0	0	\$1,741
11	4340/ADM	Program Coordinator I in lieu of KP 1	Arjay Reyes, 10000694								
12	4348 / LAS	Automotive Mechanic II	Andrew Crisostomo, 10618	\$1,730	0	0	0	0	0	0	\$1,730
13	4339 / SHS	Automotive Mechanic Supervisor	Mark C. Ogo, 2564	\$2,176	0	0	0	0	0	0	\$2,176
14	4355 / SHS	Automotive Mechanic II	Kevin A Tainatongo, 4512	\$2,023	0	0	0	0	0	0	\$2,023
15	4356 / SHS	Automotive Mechanic Leader	Paul A Perez, 4002	\$1,342	0	0	0	0	0	0	\$1,342
16	4383/PC	Automotive Repair Controller	Maelynn RP Untalan, 5698	\$1,393	0	0	0	0	0	0	\$1,393
17	4779 / ADM	Administrative Assistant	Michelle SC Quintanilla, 59679	\$2,002							\$2,002
18	4866 / SHS	Automotive Service Worker I	Issac Max B. Erickson, 10000672								
19	5008	Automotive Service Worker II	Charles Vincent A. Untalan, 60513	\$990							\$990
20	5011 / LAS	Automotive Mechanic Supervisor	David P Richards, 5919	\$2,316			0				\$2,316
20	TOTAL FILLED POSITIONS			\$25,481	\$0	\$0	\$0	\$0	\$0	\$0	\$30,789
1	4306	Secretary II (Typist)/LTA	Ryan J Crnsostomo	\$1,244	\$0	\$0	\$0	\$0	\$0	\$0	\$1,244
2	4358	Trades Helper / LTA	Gilbert G. Alcto	\$927							\$927
3	TOTAL LIMITED TERM / TEMPORARY APPOINTMENTS			\$2,171	\$0	\$0	\$0	\$0	\$0	\$0	\$2,171
23	TOTAL FILLED POSITIONS / LIMITED TERM/TEMPORARY APPOINTMENT			\$27,652	\$0	\$0	\$0	\$0	\$0	\$0	\$32,960
0	4198/ADM	Administrative Assistant	Vice Sandra Perez	\$0	\$0	\$0	\$0	\$0	\$0	\$0	\$0
0	4288/SHS	Automotive Mechanic II	Vice SP 2000	\$0	\$0	\$0	\$0	\$0	\$0	\$0	\$0
0	4305 / LAS	Automotive Mechanic II	Vice Paul A. Perez	\$0							\$0
1	4333 / SHS	Automotive Mechanic II	Vice Mark C Ogo	\$0							\$0
0	4339/SHS	Automotive Mechanic Supervisor	Vice Fred Fernandez	\$0	\$0	\$0	\$0	\$0	\$0	\$0	\$0
0	4356/SHS	Automotive Mechanic Leader	Vice Frank Manibusan	\$0	\$0	\$0	\$0	\$0	\$0	\$0	\$0
1	4359/PM	Equipment Operator II	Steven V. Espinosa	\$0	\$0	\$0	\$0	\$0	\$0	\$0	\$0
0	4374/LAS	Automotive Mechanic I	Vice SP 2000	\$0	0	0	0	0	0	0	\$0
0	4387 / ADM	Transportation Supervisor	Vice Frederick C Fernandez	\$0	\$0	\$0	\$0	\$0	\$0	\$0	\$0
0	4388/HS	Heavy Equipment Mechanic II	Vice Ray Quintanilla	\$0							\$0
0	4392/HS	Heavy Equipment Mechanic Leader	Vice SP 2000	\$0							\$0
1	TOTAL VACANT POSITIONS FOR RECRUITMENT			\$0	\$0	\$0	\$0	\$0	\$0	\$0	\$0
24	GRAND TOTAL,			27,652	0	0	0	0	0	0	32,960

1/ 10% of regular rate of pay, applicable from 6pm- 6am, employee must work 4 consecutive hours after 6pm for entitlement of the pay  
 2/ Applies to law enforcement personnel  
 3/ Applies to solid waste employees  
 4/ 1 1/2 of regular rate of pay from 12am Friday to 12 midnight Sunday  
 5/ 1 1/2 of regular rate of pay on daily work exceeding 8 hours  
 6/ Applies to law enforcement personnel

Government of Guam  
Fiscal Year 2025  
Agency Staffing Pattern Summary  
Updated: 09/30/25

FUNCTIONAL AREA: General Government  
DEPARTMENT / AGENCY: Public Works  
PROGRAM: Bus Operations  
FUND: Guam Educational Facilities Fund

Input by Department																				Input by Department			
No.	(A) Pos. No. / Section	(B) Position Title 1/	(C) Name of Incumbent	(D) Grade/ Step	(E) Salary	(F) Overtime	(G) Special*	(H) INCREMENT		(J) (E+F+G+I) Subtotal	(K) Retirement (J *30.77%) 2/	(L) Retire (DDI) (511.02 *50%) 3/	(M) Social Sec. (6.2% * J)	(N) Medicare (1.45% * J)	(O) Life 4/	(P) Medical (Premium)	(Q) Dental (Premium)	(R) Total Benefits (K thru N)	(S) (J + R) TOTAL				
								Date												Amount			
ADMINISTRATIVE SUPPORT										0.3077													
1	4700	School Bus Ops Superintendent	Daniel Junior B Quintanilla, 4268	PX-08	87,305	0	472	11/12/26	0	87,777	27,009	495	0	1,273	187	9,596	394	38,954	126,731				
2	4701	Assist. SBO Superintendent	Anthony C. Gumataog, Jr., 3397	OX-03	65,575	0	355	7/13/25	621	66,551	20,478	495	0	965	187	8,551	342	31,018	97,569				
3	4807 AS	Clerk III	Amanda S. Pangelinan, 9841	FX-03	30,452	0	751	3/13/26	0	31,203	9,601	495	0	452	187	9,596	394	20,725	51,928				
4	4882	Clerk Typist III (In lieu of SBD Leader)	Jenilyn C. Castro, 60575	FX-02	29,340	0	723	4/9/26	0	30,063	9,250	495	0	436	187	4,801	342	15,511	45,574				
5	4763	Management Analyst III	Francine MF Flores, 10168	NX-05	63,728	0	1,571	5/16/26	0	65,299	20,093	495	0	947	187	8,551	342	30,615	95,914				
6	4468	Administrave Aide	Vanessa Ann F. Quenga, 1000746	FX-08	36,458	0	898	9/24/26	0	37,356	11,494	495	0	542	187	8,551	342	21,611	58,967				
SCHOOL BUS DRIVER SUPERVISOR										0		0		0		0							
7	4709	School Bus Driver Supervisor	Ricky U Tajeron, 3124	J-15	60,844	0	329	3/7/26	0	61,173	18,823	0	0	887	187	9,596	394	29,887	91,060				
8	4710	School Bus Driver Supervisor	Anthony K. Portka, 6465	J-07	47,391	0	256	9/4/26	0	47,647	14,661	495	0	691	187	0	0	16,034	63,681				
9	4780	School Bus Driver Supervisor	Pedro C Santos, 3417	J-12	55,402	0	300	3/4/27	0	55,702	17,140	495	0	808	187	0	0	18,630	74,332				
10	4925	School Bus Driver Supervisor	Justo I Toves, Jr, 8893	J-10	52,047	0	282	12/14/26	0	52,329	16,102	0	0	759	187	9,596	394	27,038	79,367				
11	4953	School Bus Driver Supervisor	Tommy J Arceo, 3480	J-11	53,699	0	290	4/27/26	0	53,989	16,612	0	0	783	187	8,551	342	26,475	80,464				
12	4954	School Bus Driver Supervisor	Steven R Cruz, 3480	JX-12	55,402	0	300	3/7/26	0	55,702	17,140	0	0	808	187	0	0	18,135	73,837				
13	4955	School Bus Driver Supervisor	Eric P. Mansapit, 6205	J-10	52,047	0	282	4/30/26	0	52,329	16,102	495	0	759	187	0	0	17,543	69,872				
School Bus Driver Leader										0		0		0		0							
14	4684	School Bus Driver Leader	Glenn I. Diego, 1457	IX-11	49,412	0	267	5/13/26	0	49,679	15,286	495	0	720	187	8,551	0	25,239	74,918				
SCHOOL BUS DRIVER										0		0		0		0							
15	4707	School Bus Driver	Simon S. Macaraeg Jr., 11261	HX-07	40,443	0	219	6/3/26	0	40,662	12,512	495	0	590	187	9,596	394	23,774	64,436				
16	4724	School Bus Driver	Jerry C Cruz, 8785	H-10	44,417	0	240	10/18/25	0	44,657	13,741	495	0	648	187	8,551	342	23,964	68,621				
17	4729	School Bus Driver	Daniel J Leon Guerrero, 7121	H-21	65,337	0	353	9/26/26	0	65,690	20,213	495	0	953	187	9,596	394	31,838	97,528				
18	4731	School Bus Driver	Richard Santos, Jr, 10812	HX-07	40,443	0	219	2/28/25	856	41,518	12,775	495	0	602	187	0	0	14,059	55,577				
19	4734	School Bus Driver	Abraham M Iriarte, 6154	H-09	43,050	0	233	12/14/26	0	43,283	13,318	495	0	628	187	9,596	394	24,618	67,901				
20	4745	School Bus Driver	Herbert J Gogue, 3550	H-08	41,727	0	226	8/28/26	0	41,953	12,909	0	0	608	187	21,918	653	36,275	78,228				
21	4746	School Bus Driver	James E Haun, 9546	HX-09	43,050	0	233	10/28/25	0	43,283	13,318	495	0	628	187	0	0	14,628	57,911				
22	4749	School Bus Driver	Michael A Peredo-, 11259	HX-07	40,443	0	219	5/27/26	0	40,662	12,512	495	0	590	187	15,670	530	29,984	70,646				
23	4752	School Bus Driver	Nash-Ian NQ Rivera, 60240	HX-02	33,581	0	182	6/19/25	1,272	35,035	10,780	495	0	508	187	9,596	394	21,960	56,995				
24	4754	School Bus Driver	Therese SN Aguon, 25026	HX-06	38,967	0	211	7/1/25	1,476	40,654	12,509	495	0	589	187	8,551	342	22,673	63,327				
25	4761	School Bus Driver	Darren A. Fukuda, 60044	HX-05	37,545	0	203	8/23/26	0	37,748	11,615	495	0	547	187	4,801	342	17,987	55,735				
26	4765	School Bus Driver	Vincent R Martinez, 6358	HX-10	44,417	0	240	7/17/25	1,409	46,066	14,175	0	0	668	187	14,336	0	29,366	75,432				
27	4767	School Bus Driver	Gerry J. Hocog, 7081	HX-03	34,853	0	189	6/19/26	0	35,042	10,782	495	0	508	187	0	0	11,972	47,014				
28	4775	School Bus Driver	Robert C Toves, 6466	HX-11	45,826	0	248	8/1/27	0	46,074	14,177	495	0	668	187	15,670	530	31,727	77,801				
29	4781	School Bus Driver	10492	HX-09	43,050	0	233	1/18/27	0	43,283	13,318	0	0	628	187	8,551	342	23,026	66,309				
30	4782	School Bus Driver	60040	HX-05	37,545	0	203	8/23/26	0	37,748	11,615	495	0	547	187	15,670	530	29,044	66,792				
31	4783	School Bus Driver	Elias Jr S Salas, 6384	HX-10	44,417	0	240	7/12/25	1,409	46,066	14,175	495	0	668	187	15,670	530	31,725	77,791				
32	4785	School Bus Driver	Anthony C Samiliano, 7971	HX-10	44,417	0	240	4/18/26	0	44,657	13,741	495	0	648	187	15,670	530	31,271	75,928				
33	4787	School Bus Driver	John A Villagomez, 8598	HX-10	44,417	0	240	3/24/25	1,409	46,066	14,175	495	0	668	187	9,596	394	25,515	71,581				

Government of Guam  
Fiscal Year 2025  
Agency Staffing Pattern Summary  
Updated: 09/30/25

34	4791	School Bus Driver	Rudy C Camacho, 10094	HX-09	43,050	0	233	5/5/26	0	43,283	13,318	0	0	628	187	8,551	342	23,026	66,309
35	4794	School Bus Driver	Michael LC Salas, 8206	HX-10	44,417	0	240	2/10/26	0	44,657	13,741	495	0	648	187	9,596	394	25,061	69,718
36	4878	School Bus Driver	Brandon Quidachay, 1000083	HX-01	32,355	0	175	3/24/26	0	32,530	10,009	495	0	472	187	9,596	394	21,153	53,683
37	4805	School Bus Driver	Alfred M Hamling, 9784	HX-10	44,417	0	240	2/28/26	0	44,657	13,741	495	0	648	187	8,551	342	23,964	68,621
38	4808	School Bus Driver	Darwin E. Apilado, 63099	HX-05	37,545	0	203	9/20/26	0	37,748	11,615	495	0	547	187	4,801	342	17,987	55,735
39	4810	School Bus Driver	Roque C Santos, 7332	HX-10	44,417	0	240	7/29/25	1,409	46,066	14,175	495	0	668	187	15,670	530	31,725	77,791
40	4816	School Bus Driver	Fred C Pangelinan, 6381	HX-10	44,417	0	240	7/19/25	1,409	46,066	14,175	0	0	668	187	9,596	394	25,020	71,086
41	4820	School Bus Driver	Leyonna CH Barcinas, 10900	HX-02	33,581	0	182	8/12/26	0	33,763	10,389	0	0	490	187	8,551	342	19,959	53,722
42	4821	School Bus Driver	Mary Ann C Quenga, 6385	HX-10	44,417	0	240	7/12/25	1,409	46,066	14,175	0	0	668	187	9,596	394	25,020	71,086
43	4823	School Bus Driver	Gregorio L Castro, 10000043	HX-02	33,581	0	182	8/1/26	0	33,763	10,389	0	0	490	187	15,868	486	27,420	61,183
44	4831	School Bus Driver	James S Castro, 9845	HX-09	43,050	0	233	5/5/26	0	43,283	13,318	0	0	628	187	8,551	342	23,026	66,309
45	4834	School Bus Driver	Glenn B. Bejerana, 5692	HX-02	33,581	0	182	6/19/25	1,272	35,035	10,780	495	0	508	187	0	0	11,970	47,005
46	4835	School Bus Driver	Cheng San Yang, 11249	HX-07	40,443	0	219	5/9/26	0	40,662	12,512	495	0	590	187	9,596	394	23,774	64,436
47	4836	School Bus Driver	Joel Martinez Sablan, 9906	HX-09	43,050	0	233	4/30/26	0	43,283	13,318	495	0	628	187	9,596	394	24,618	67,901
48	4837	School Bus Driver	Danny T. Taitague, 11468	HX-07	40,443	0	219	4/29/26	0	40,662	12,512	495	0	590	187	0	0	13,784	54,446
49	4839	School Bus Driver	Paul J. Cruz, 5830	HX-13	48,780	0	264	9/3/27	0	49,044	15,091	0	0	711	187	8,551	342	24,882	73,926
50	4844	School Bus Driver	Augustine Florendo, 11271	HX-07	40,443	0	219	6/24/26	0	40,662	12,512	495	0	590	187	21,918	653	36,355	77,017
51	4849	School Bus Driver	Michael I Evaristo, 2908	HX-13	48,780	0	264	4/12/26	0	49,044	15,091	0	0	711	187	8,551	342	24,882	73,926
52	4854	School Bus Driver	Frances Jean A. Cruz, 60677	HX-02	33,581	0	182	8/12/26	0	33,763	10,389	495	0	490	187	0	0	11,561	45,324
53	4858	School Bus Driver	Gerald E Dizon, 6488	HX-10	44,417	0	240	7/14/25	1,409	46,066	14,175	495	0	668	187	6,921	0	22,446	68,512
54	4863	School Bus Driver	1000000105	HX-02	33,581	0	182	2/26/26	0	33,763	10,389	495	0	490	187	15,868	394	27,823	61,586
55	4865	School Bus Driver	Jesse C Mendiola, 3024	H-12	47,279	0	256	11/14/25	0	47,535	14,627	0	0	689	187	15,670	486	31,659	79,194
56	4871	School Bus Driver	Tasha Jean F. Reyes-San Nicolas, 60678	HX-02	33,581	0	182	8/12/26	0	33,763	10,389	495	0	490	187	9,596	394	21,551	55,314
57	4872	School Bus Driver	Dwayne A Guerrero, 6163	HX-11	45,826	0	248	4/7/27	0	46,074	14,177	0	0	668	187	0	653	15,685	61,759
58	4873	School Bus Driver	Ignacio O. Laniyo, 25747	HX-03	34,853	0	189	6/19/26	0	35,042	10,782	495	0	508	187	9,596	394	21,962	57,004
59	4876	School Bus Driver	Ricky FC Iglesias, Jr, 6626	HX-16	53,572	0	290	4/26/25	1,699	55,561	17,096	495	0	806	187	9,596	394	28,574	84,135
60	4879	School Bus Driver	Joseph J Pangelinan, 3207	HX-11	45,826	0	248	9/24/27	0	46,074	14,177	495	0	668	187	9,596	394	25,517	71,591
61	4880	School Bus Driver	Joaquin C Lujan, 10126	HX-08	41,727	0	226	2/14/26	0	41,953	12,909	495	0	608	187	9,596	394	24,189	66,142
62	4881	School Bus Driver	Jacqueline A Aquino, 10261	HX-08	41,727	0	226	4/14/26	0	41,953	12,909	0	0	608	187	0	0	13,704	55,657
63	4883	School Bus Driver	, 9507	HX-10	44,417	0	240	10/18/26	0	44,657	13,741	495	0	648	187	9,596	394	25,061	69,718
64	4885	School Bus Driver	Joseph S Castro, 10201	HX-08	41,727	0	226	8/14/25	221	42,174	12,977	0	0	612	187	8,551	342	22,669	64,843
65	4888	School Bus Driver	Daniel J Singenes, 9179	HX-10	44,417	0	240	3/24/26	0	44,657	13,741	495	0	648	187	9,596	394	25,061	69,718
66	4891	School Bus Driver	David M Meno, 8148	HX-10	44,417	0	240	1/30/27	0	44,657	13,741	0	0	648	187	0	273	14,849	59,506
67	4898	School Bus Driver	Anthony John Q Santos, 10200	H-08	41,727	0	226	2/14/26	0	41,953	12,909	495	0	608	187	9,596	394	24,189	66,142
68	4901	School Bus Driver	Vicente N Mesa, 7795	HX-10	44,417	0	240	2/10/26	0	44,657	13,741	495	0	648	187	9,596	394	25,061	69,718
69	4903	School Bus Driver	Ignacio A Sablan, Jr, 5996	HX-10	44,417	0	240	9/2/27	0	44,657	13,741	0	0	648	187	9,596	394	24,566	69,223
70	4904	School Bus Driver	Christian D Badar, 9504	HX-10	44,417	0	240	1/28/27	0	44,657	13,741	495	0	648	187	11,192	394	26,657	71,314
71	4911	School Bus Driver	Anthony W Stone, 4911	HX-10	44,417	0	240	1/28/27	0	44,657	13,741	495	0	648	187	15,670	530	31,271	75,928
72	4916	School Bus Driver	Timothy PM Manibusan, 11266	HX-07	40,443	0	219	6/17/26	0	40,662	12,512	495	0	590	187	0	0	13,784	54,446
73	4926	School Bus Driver	Paul B Oliva, 2568	HX-12	47,279	0	256	10/3/25	0	47,535	14,627	0	0	689	187	9,596	394	25,493	73,028
74	4929	School Bus Driver	Frankie Q Cepeda, 7323	HX-10	44,417	0	240	1/22/26	0	44,657	13,741	495	0	648	187	11,192	653	26,916	71,573
75	4930	School Bus Driver	Thilda Eichi, 60245	HX-03	34,853	0	189	6/19/26	0	35,042	10,782	495	0	508	187	13,493	404	25,869	60,911
76	4933	School Bus Driver	Carl E. Roberto, 37758	HX-03	34,853	0	189	6/19/26	0	35,042	10,782	495	0	508	187	9,596	394	21,962	57,004
77	4838	School Bus Driver	Davis, Paul, 60236	HX-02	33,581	0	182	1/5/26	0	33,763	10,389	495	0	490	187	0	0	11,561	45,324
78	4946	School Bus Driver	Lastimoza, Romnick	HX-03	32,355	0	175	1/6/26	0	32,530	10,009	495	0	472	187	0	0	11,163	43,693
79	4738	School Bus Driver	Manibusan, Anthony S 8201	HX-10	44,417	0	240	2/28/26	0	44,657	13,741	0	0	648	187	15,868	486	30,930	75,587

Government of Guam  
Fiscal Year 2025  
Agency Staffing Pattern Summary  
Updated: 09/30/25

80	4947	School Bus Driver	Anthony A. Torres, 10000009	HX-02	33,581	0	182	2/26/26	0	33,763	10,389	495	0	490	187	9,596	394	21,551	55,314
81	4948	School Bus Driver	Anthony J Manibusan, 7673	HX-10	44,417	0	240	4/16/26	0	44,657	13,741	495	0	648	187	9,596	394	25,061	69,718
82	4949	School Bus Driver	John LM Castro, 8309	HX-11	45,826	0	248	9/24/27	0	46,074	14,177	0	0	668	187	13,493	404	28,929	75,003
83	4952	School Bus Driver	James H Francisco, 7211	HX-08	41,727	0	226	2/14/26	0	41,953	12,909	495	0	608	187	8,551	342	23,092	65,045
84	4958	School Bus Driver	James A Lee, 10017	HX-08	41,727	0	226		0	41,953	12,909	0	0	608	187	9,596	394	23,694	65,647
85	4963	School Bus Driver	Derrick C Taitano,10683	HX-08	41,727	0	226	3/14/26	0	41,953	12,909	495	0	608	187	9,596	394	24,189	66,142
86	4965	School Bus Driver	Artemio Jr P Salomes, 10096	H-08	41,727	0	226	5/17/26	0	41,953	12,909	495	0	608	187	9,596	394	24,189	66,142
87	4981	School Bus Driver	Leetrica F Kakas, 6468	HX-10	44,417	0	240	3/24/26	0	44,657	13,741	495	0	648	187	9,596	394	25,061	69,718
88	5100	School Bus Driver	Richard TM Pangelinan, 10268	HX-08	41,727	0	226	10/12/25	0	41,953	12,909	0	0	608	187	0	0	13,704	55,657
89	5103	School Bus Driver	Billy Delgado, Jr, 8200	HX-11	45,826	0	248	9/24/27	0	46,074	14,177	0	0	668	187	13,493	404	28,929	75,003
90	4909	School Bus Driver	Patrick C Cruz, 6375	HX-10	44,417	0	240	N/A	0	0	0	0	0	0	0	\$0	\$0	0	0
91	4802	School Bus Driver	Joseph T Sanchez, 10002339	HX-11	32,355	0	175	9/25/25	1,410	33,940	10,443	0	0	492	187	13,493	404	25,019	58,959
91					<b>3,949,829</b>	<b>0</b>	<b>24,449</b>	<b>N/A</b>	<b>18,690</b>	<b>3,948,311</b>	<b>1,214,900</b>	<b>30,690</b>	<b>0</b>	<b>57,263</b>	<b>16,830</b>	<b>782,300</b>	<b>29,615</b>	<b>2,131,598</b>	<b>6,079,909</b>
0	4710	School Bus Driver Supervisor	Vice Michael T Guerrero	J-01	0	0	0	N/A	0	0	0	0	0	0	0	0	0	0	0
0	4711	School Bus Driver Supervisor	Vice Anthony C Gumataotao	J-01	0	0	0	N/A	0	0	0	0	0	0	0	0	0	0	0
	4712	School Bus Driver Supervisor	Vice Vicente C. Santos	J-01	0	0	0	N/A	0	0	0	0	0	0	0	0	0	0	0
1	4720	School Bus Driver	Vice Thomas Carbullido	H-01	32,355	0	0	N/A	0	32,355	9,956	495	0	469	187	\$8,310	\$486	19,903	52,258
0	4720	School Bus Driver	Vice Thomas Carbullido	H-01	0	0	0	N/A	0	0	0	495	0	0	187	\$8,310	\$486	9,478	9,478
2	4732	School Bus Driver	Vice Shad'e R Pitter	H-01	32,355	0	0	N/A	0	32,355	9,956	495	0	469	187	\$8,310	\$486	19,903	52,258
3	4738	School Bus Driver	Vice Anthony S Manibusan	H-01	32,355	0	0	N/A	0	32,355	9,956	495	0	469	187	0	0	11,107	43,462
4	4739	School Bus Driver	Vice Albertjon Guerrero	H-01	32,355	0	0	N/A	0	32,355	9,956	495	0	469	187	0	0	11,107	43,462
5	4740	School Bus Driver	Manuel C Salas, 6032	HX-01	32,355	0	0	1/28/27	0	32,355	9,956	495	0	469	187	9,596	394	21,097	53,452
6	4743	School Bus Driver	Steve S Andrew	HX-02	32,355														
	4750	School Bus Driver Leader	Vice Michael T Guerrero	I-01	0	0	0	N/A	0	0	0	0	0	0	0	0	0	0	0
7	4751	School Bus Driver	Vice Anthony Portka	H-01	32,355	0	0	N/A	0	32,355	9,956	495	0	469	187	0	0	11,107	43,462
8	4751	School Bus Driver	Vice Bailee Sablan	HX-01	32,355	0	0	N/A	0	32,355	9,956	495	0	469	187	\$8,310	\$486	19,903	52,258
9	4764	School Bus Driver	vice William R Taimanglo	HX-01	32,355	0	0	N/A	0	32,355	9,956	0	0	469	0	0	0	0	32,355
10	4768	School Bus Driver	Vice Bruce M. Fejeran	H-01	32,355	0	0	N/A	0	32,355	9,956	0	0	469	0	0	0	0	32,355
11	4771	School Bus Driver	Vice Roke SN Quintanilla	HX-01	32,355	0	0	N/A	0	32,355	9,956	0	0	469	0	0	0	0	32,355
12	4772	School Bus Driver	Vice Kenneth A Naputi	HX-01	32,355	0	0	N/A	0	0	0	0	0	0	0	0	0	0	0
	4786	School Bus Driver	Vice Tyrone O Ongesii	H-01	0	0	0	N/A	0	0	0	0	0	0	0	0	0	0	0
13	4790	School Bus Driver	Gary P Borja, 8199	HX-01	32,355	0	0	3/4/26	0	32,355	9,956	0	0	469	187	8,551	342	19,505	51,860
	4793	School Bus Driver	Vice Andrew S Mantanona	H-01	0	0	0	N/A	0	0	0	0	0	0	0	0	0	0	0
	4799	School Bus Driver	Vice Rufino P Sunga	H-01	0	0	0	N/A	0	0	0	0	0	0	0	0	0	0	0
	4801	School Bus Driver	Guerrero	H-01	0	0	0	N/A	0	0	0	0	0	0	0	0	0	0	0
14	4802	School Bus Driver	Vice: John Leon Guerrero	H-01	32,355	0	0	N/A	0	32,355	9,956	495	0	469	187	\$8,310	\$486	19,903	52,258
15	4803	School Bus Driver	Vice Kargon M. Quinn	H-01	32,355	0	0	6/20/25	331	32,686	10,057	495	0	474	187	9,596	394	21,203	53,889
0	4819	School Bus Driver	Vice Darryl J Spearman	H-01	0	0	0	N/A	0	0	0	0	0	0	0	0	0	0	0
0	4820	School Bus Driver	Vice Steven JL Cruz	H-01	0	0	0	N/A	0	0	0	0	0	0	0	0	0	0	0
0	4823	School Bus Driver	Vice Christopher A. Guerrero	H-01	0	0	0	N/A	0	0	0	0	0	0	0	0	0	0	0
	4825	School Bus Driver	Vice Francisco M Rosario	H-01	0	0	0	N/A	0	0	0	0	0	0	0	0	0	0	0
16	4826	School Bus Driver	Vice Steven V Espinosa	HX-01	32,355	0	0	N/A	0	32,355	9,956	0	0	469	187	\$8,310	\$486	19,408	51,763
17	4878	School Bus Driver	Vice Franklin D Cruz	H-01	32,355	0	0	N/A	0	32,355	9,956	0	0	469	187	\$8,310	\$486	19,408	51,763
0	4854	School Bus Driver	Vice James R Guerrero	H-01	0	0	0	N/A	0	0	0	0	0	0	0	0	0	0	0
	4874	School Bus Driver	Vice Cristito L Cali, Jr	H-01	0	0	0	N/A	0	0	0	0	0	0	0	0	0	0	0
0	4875	School Bus Driver	Vice Matauto M Lizama	H-01	0	0	0	N/A	0	0	0	0	0	0	0	0	0	0	0
18	4932	School Bus Driver	Vice Glenn I Diego	H-01	32,355	0	0	N/A	0	32,355	9,956	0	0	469	187	\$8,310	\$486	19,408	51,763

Government of Guam  
Fiscal Year 2025  
Agency Staffing Pattern Summary  
Updated: 09/30/25

	4827	School Bus Driver	Vice Elmer M Santa Maria	H-01	0	0	0	N/A	0	0	0	0	0	0	0	0	0	0	0	
	4850	School Bus Driver	Vice Vincent LG Borja	H-01	0	0	0	N/A	0	0	0	0	0	0	0	0	0	0	0	
0	4863	School Bus Driver	Vice Lorenzo JC Naputi	H-01	0	0	0	N/A	0	0	0	0	0	0	0	0	0	0	0	
0	4864	School Bus Driver Leader	Vice Justo I Toves, Jr	I-01	0	0	0	N/A	0	0	0	0	0	0	0	0	0	0	0	
0	4871	School Bus Driver	Peter F Sablan	H-01	0	0	0	N/A	0	0	0	0	0	0	0	0	0	0	0	
0	4892	School Bus Driver	Vice Robin R Nelson	H-01	0	0	0	N/A	0	0	0	0	0	0	0	0	0	0	0	
	4896	School Bus Driver	Vice David F Aguon	H-01	0	0	0	N/A	0	0	0	0	0	0	0	0	0	0	0	
	4925	School Bus Driver Supervisor	Vice Dennis R Flores	J-01	0	0	0	N/A	0	0	0	0	0	0	0	0	0	0	0	
0	4915	School Bus Driver	Vice Frederick PB Martinez	H-01	0	0	0	N/A	0	0	0	0	0	0	0	0	0	0	0	
0	4915	School Bus Driver	Karl Mendiola	HX-01	0	0	0	N/A	0	0	0	0	0	0	0	\$0	\$0	0	0	
19	4936	School Bus Driver	Vice Gregory P Castro	H-01	32,355	0	0	N/A	0	32,355	9,956	495	0	469	187	\$8,310	\$486	19,903	52,258	
	4941	Leader)	Vice Anthony R Quintanilla	J-01	0	0	0	N/A	0	0	0	0	0	0	0	0	0	0	0	
0	4936	School Bus Driver	60159	H-01	0	0	0	N/A	0	0	0	0	0	0	0	\$0	\$0	0	0	
20	4944	School Bus Driver	vice George W Cruz, 7127	HX-01	32,355	0	0	N/A	0	32,355	9,956	495	0	469	187	0	0	11,107	43,462	
21	4771	School Bus Driver	vice Antonio J. Toves, 60682	HX-01	3,355	0	0	N/A	0	3,355	1,032	495	0	49	187	0	0	1,763	5,118	
22	4790	School Bus Driver	vice Gary P Borja, 8199	HX-01	32,355	0	0	3/4/26	0	32,355	9,956	0	0	469	187	8,551	342	19,505	51,860	
	4867	School Bus Driver	vice David S Fejaran, 6490	H-11	0	0	0	3/5/26	0	0	0	0	0	0	0	0	0	0	0	
23	4892	School Bus Driver	11715	H-01	32,355	0	0	3/6/26	0	32,355	0	0	0	0	0	0	0	0	32,355	
0	4945	School Bus Driver	Vincent P Castro	HX-01	0	0	0	0	0	0	0	0	0	0	0	\$0	\$0	0	0	
0	4947	School Bus Driver	Vice Roy Q Quintanilla	H-01	0	0	0	N/A	0	0	0	0	0	0	0	0	0	0	0	
	4967	School Bus Driver	Vice Justin M Sablan	H-01	0	0	0	N/A	0	0	0	0	0	0	0	0	0	0	0	
	4968	School Bus Driver	Vice Vicente D Mendiola, Jr	H-01	0	0	0	N/A	0	0	0	0	0	0	0	0	0	0	0	
0	4744	School Bus Driver	John C Cabrera, 6357	H-10	0	0	0	1/26/26	0	0	0	0	0	0	0	0	0	0	0	
24	4714	School Bus Driver	vice Steven A. Cruz, 11417	HX-04	0	0	0	8/17/25	1,372	1,372	422	495	0	20	187	8,551	342	10,017	11,389	
25	4744	School Bus Driver	Rowena Duenas, 10002338	HX-01	32,355	0	0	9/25/25	1,410	33,765	10,389	0	0	490	187	8,310	486	19,862	53,627	
0	4970	School Bus Driver	Vice Benny DJ Pangelinan	H-01	0	0	0	N/A	0	0	0	495	0	0	187	\$8,310	\$486	9,478	9,478	
25	<b>TOTAL VACANT POSITIONS FOR RECRUITMENT</b>					<b>747,520</b>	<b>0</b>	<b>0</b>	<b>414,445</b>	<b>3,113</b>	<b>685,923</b>	<b>201,108</b>	<b>7,425</b>	<b>0</b>	<b>9,475</b>	<b>3,927</b>	<b>136,255</b>	<b>7,160</b>	<b>334,075</b>	<b>1,019,998</b>
116	<b>GRAND TOTAL</b>					<b>4,697,349</b>	<b>0</b>	<b>24,449</b>	<b>N/A</b>	<b>21,803</b>	<b>4,634,234</b>	<b>1,416,008</b>	<b>38,115</b>	<b>0</b>	<b>66,738</b>	<b>20,757</b>	<b>918,555</b>	<b>36,775</b>	<b>2,465,673</b>	<b>7,099,907</b>

\* Night Differential / Hazardous / Worker's Compensation / etc.

\*\* Indicate "LTA" for Limited Term Appointment; "TEMP" for Temporary Appointment; "(UNC)" for Unclassified Appointment; "TDA" for Temporary Duty Assignment next to Position Title; and "TBD" for To Be Determined next to Position Number (where applicable).

1/ FY 2025 GovGuam contribution rate of 30.77% for the Government of Guam Retirement is subject to change.

2/ FY 2025 GovGuam contribution rate of \$19.01 (bi-weekly) for Death and Disability Insurance (DDI).

3/ FY 2025 GovGuam contribution rate of \$187 (per annum) for Life Insurance.

Government of Guam  
Fiscal Year 2025  
Agency Staffing Pattern Summary  
Updated: 09/30/25

Input by Department											
Special Pay Categories											
(A)	(B)	(C)	(D)	(E)	(F)	(G)	(H)	(I)	(J)	(K)	
No.	Position Number	Position Title	Name of Incumbent	Holiday Pay	Night Diff Pay 10%	Hazard 10%	Hazard 8%	Nurse Sun Pay 1.5	Nurse Pay 1.5	EMT Pay 15%	(D+E+F+G+H+I+J) Subtotal
1	4700	School Bus Ops Superintendent	Darrell Junior B. Quintanilla, 4768	0	472	0	0	0	0	0	472
2	4701	Assist. SBO Superintendent	Anthony C. Gumataotao, Jr., 3397	0	355	0	0	0	0	0	355
3	4807 AS	Clerk III	Amanda S. Pangelinan, 9841	586	165	0	0	0	0	0	751
4	4882	Clerk Typist III (In lieu of SBD Leader)	Jenilyn C. Castro, 60575	564	159	0	0	0	0	0	723
5	4763	Management Analyst III	Francine MF Flores, 10168	1,226	345	0	0	0	0	0	1,571
6	4468	Administrative Aide	Vanessa Ann F. Quenga, 1000746	701	197	0	0	0	0	0	898
<b>SCHOOL BUS DRIVER SUPERVISOR</b>					0						0
7	4709	School Bus Driver Supervisor	Ricky U. Tajeron, 3124	0	329	0	0	0	0	0	329
8	4710	School Bus Driver Supervisor	Anthony K. Portka, 6465	0	256	0	0	0	0	0	256
9	4780	School Bus Driver Supervisor	Pedro C Santos, 3417	0	300	0	0	0	0	0	300
10	4925	School Bus Driver Supervisor	Justo I Toves, Jr., 8893	0	282	0	0	0	0	0	282
11	4953	School Bus Driver Supervisor	Tommy J Arceo, 3480	0	290	0	0	0	0	0	290
12	4954	School Bus Driver Supervisor	Steven R Cruz, 3480	0	300	0	0	0	0	0	300
13	4955	School Bus Driver Supervisor	Eric P. Mansapit, 6205	0	282	0	0	0	0	0	282
<b>School Bus Driver Leader</b>					0						0
14	4684	School Bus Driver Leader	Glenn I. Diego, 1457	0	267	0	0	0	0	0	267
<b>SCHOOL BUS DRIVER</b>					0						0
15	4707	School Bus Driver	Simon S. Macaraeg Jr., 11261	0	219	0	0	0	0	0	219
16	4724	School Bus Driver	Jerry C Cruz, 8785	0	240	0	0	0	0	0	240
17	4729	School Bus Driver	Daniel J Leon Guerrero, 7121	0	353	0	0	0	0	0	353
18	4731	School Bus Driver	Richard Santos, Jr, 10812	0	219	0	0	0	0	0	219
19	4734	School Bus Driver	Abraham M Iriarte, 6154	0	233	0	0	0	0	0	233
20	4745	School Bus Driver	Herbert J Gogue, 3550	0	226	0	0	0	0	0	226
21	4746	School Bus Driver	James E Haun, 9546	0	233	0	0	0	0	0	233
22	4749	School Bus Driver	Michael A Peredo, 11259	0	219	0	0	0	0	0	219
23	4752	School Bus Driver	Nash-Ian NQ Rivera, 60240	0	182	0	0	0	0	0	182
24	4754	School Bus Driver	Therese SN Aguon, 25026	0	211	0	0	0	0	0	211
25	4761	School Bus Driver	Darren A. Fukuda, 60044	0	203	0	0	0	0	0	203
26	4765	School Bus Driver	Vincent R Martinez, 6358	0	240	0	0	0	0	0	240
27	4767	School Bus Driver	Gerry J. Hocog, 7081	0	189	0	0	0	0	0	189
28	4775	School Bus Driver	Robert C Toves, 6466	0	248	0	0	0	0	0	248
29	4781	School Bus Driver	10492	0	233	0	0	0	0	0	233
30	4782	School Bus Driver	Patricia Leon Guerrero, 60040	0	203	0	0	0	0	0	203
31	4783	School Bus Driver	Elias Jr S Salas, 6384	0	240	0	0	0	0	0	240
32	4785	School Bus Driver	Anthony C Samiliano, 7971	0	240	0	0	0	0	0	240
33	4787	School Bus Driver	John A Villagomez, 8598	0	240	0	0	0	0	0	240
34	4791	School Bus Driver	Rudy C Camacho, 10094	0	233	0	0	0	0	0	233

Government of Guam  
Fiscal Year 2025  
Agency Staffing Pattern Summary  
Updated: 09/30/25

35	4794	School Bus Driver	Michael LC Salas, 8206	0	240	0	0	0	0	0	240
36	4878	School Bus Driver	Brandon Quidachay, 1000083	0	175	0	0	0	0	0	175
37	4805	School Bus Driver	Alfred M Hamling, 9784	0	240	0	0	0	0	0	240
38	4808	School Bus Driver	Darwin E. Apilado, 63099	0	203	0	0	0	0	0	203
39	4810	School Bus Driver	Roque C Santos, 7332	0	240	0	0	0	0	0	240
40	4816	School Bus Driver	Fred C Pangelinan, 6381	0	240	0	0	0	0	0	240
41	4820	School Bus Driver	Leyonna CH Barcinas, 10900		182	0	0	0	0	0	182
42	4821	School Bus Driver	Mary Ann C Quenga, 6385	0	240	0	0	0	0	0	240
43	4823	School Bus Driver	Gregorio L Castro, 10000043	0	182	0	0	0	0	0	182
44	4831	School Bus Driver	James S Castro, 9845		233	0	0	0	0	0	233
45	4834	School Bus Driver	Glenn B. Bejerana, 5692	0	182	0	0	0	0	0	182
46	4835	School Bus Driver	Cheng San Yang, 11249		219	0	0	0	0	0	219
47	4836	School Bus Driver	Joel Martinez Sablan, 9906	0	233	0	0	0	0	0	233
48	4837	School Bus Driver	Danny T. Taitague, 11468	0	219	0	0	0	0	0	219
49	4839	School Bus Driver	Paul J. Cruz, 5830	0	264	0	0	0	0	0	264
50	4844	School Bus Driver	Augustine Florendo, 11271	0	219	0	0	0	0	0	219
51	4849	School Bus Driver	Michael I Evaristo, 2908	0	264	0	0	0	0	0	264
52	4854	School Bus Driver	Frances Jean A. Cruz, 60677		182	0	0	0	0	0	182
53	4858	School Bus Driver	Gerald E Dizon, 6488	0	240	0	0	0	0	0	240
54	4863	School Bus Driver	Vincent O Gomez, 100000105	0	182	0	0	0	0	0	182
55	4865	School Bus Driver	Jesse C Mendiola, 3024	0	256	0	0	0	0	0	256
56	4871	School Bus Driver	Tasha Jean F. Reyes-San Nicolas, 60678	0	182	0	0	0	0	0	182
57	4872	School Bus Driver	Dwayne A Guerrero, 6163	0	248	0	0	0	0	0	248
58	4873	School Bus Driver	Ignacio O Laniyo, 25747	0	189	0	0	0	0	0	189
59	4876	School Bus Driver	Ricky FC Iglesias, Jr, 6626	0	290	0	0	0	0	0	290
60	4879	School Bus Driver	Joseph J Pangelinan, 3207	0	248	0	0	0	0	0	248
61	4880	School Bus Driver	Joaquin C Lujan, 10126	0	226	0	0	0	0	0	226
62	4881	School Bus Driver	Jacqueline A Aquino, 10261	0	226	0	0	0	0	0	226
63	4883	School Bus Driver	, 9507	0	240	0	0	0	0	0	240
64	4885	School Bus Driver	Joseph S Castro, 10201	0	226	0	0	0	0	0	226
65	4888	School Bus Driver	Daniel J Singenes, 9179	0	240	0	0	0	0	0	240
66	4891	School Bus Driver	David M Meno, 8148	0	240	0	0	0	0	0	240
67	4898	School Bus Driver	Anthony John Q Santos, 10200	0	226	0	0	0	0	0	226
68	4901	School Bus Driver	Vicente N Mesa, 7795	0	240	0	0	0	0	0	240
69	4903	School Bus Driver	Ignacio A Sablan, Jr, 5996	0	240	0	0	0	0	0	240
70	4904	School Bus Driver	Christian D Badar, 9504	0	240	0	0	0	0	0	240
71	4911	School Bus Driver	Anthony W Stone, 4911	0	240	0	0	0	0	0	240
72	4916	School Bus Driver	Timothy PM Manibusan, 11266		219	0	0	0	0	0	219
73	4926	School Bus Driver	Paul B Oliva, 2568	0	256	0	0	0	0	0	256
74	4929	School Bus Driver	Frankie Q Cepeda, 7323	0	240	0	0	0	0	0	240
75	4930	School Bus Driver	Thilda Eichl, 60245	0	189	0	0	0	0	0	189
76	4933	School Bus Driver	Carl E. Roberto, 37758	0	189	0	0	0	0	0	189
77	4838	School Bus Driver	Davis, Paul, 60236		182	0	0	0	0	0	182
78	4946	School Bus Driver	Lastimoza, Romnick	0	175	0	0	0	0	0	175
79	4738	School Bus Driver	Manibusan, Anthony S 8201	0	240	0	0	0	0	0	240
80	4947	School Bus Driver	Anthony A. Torres, 10000090		182	0	0	0	0	0	182

Government of Guam  
Fiscal Year 2025  
Agency Staffing Pattern Summary  
Updated: 09/30/25

81	4948	School Bus Driver	Anthony J Manibusan, 7673	0	240	0	0	0	0	0	240
82	4949	School Bus Driver	John LM Castro, 8309	0	248	0	0	0	0	0	248
83	4952	School Bus Driver	James H Francisco, 7211	0	226	0	0	0	0	0	226
84	4958	School Bus Driver	James A Lee, 10017	0	226	0	0	0	0	0	226
85	4963	School Bus Driver	Derrick C Taitano, 10683	0	226	0	0	0	0	0	226
86	4965	School Bus Driver	Artemio Jr P Salomes, 10096	0	226	0	0	0	0	0	226
87	4981	School Bus Driver	Leetrica F Kakas, 6468	0	240	0	0	0	0	0	240
88	5100	School Bus Driver	Richard TM Pangelinan, 10268	0	226	0	0	0	0	0	226
89	5103	School Bus Driver	Billy Delgado, Jr, 8200	0	248	0	0	0	0	0	248
90	4909	School Bus Driver	Patrick C Cruz, 6375	0	240	0	0	0	0	0	240
91	4802	School Bus Driver	Joseph T Sanchez, 10002339	0	175	0	0	0	0	0	175
91				\$3,077	21,372	0	0	0	0	0	24,449
0	4710	School Bus Driver Supervisor	Vice Michael T Guerrero		0	0	0	0	0	0	0
0	4711	School Bus Driver Supervisor	Vice Anthony C Gumataotao, Jr		0	0	0	0	0	0	0
	4712	School Bus Driver Supervisor	Vice Vicente C. Santos		0	0	0	0	0	0	0
1	4720	School Bus Driver	Vice Thomas Carbullido		175	0	0	0	0	0	175
0	4720	School Bus Driver	Vice Thomas Carbullido		0	0	0	0	0	0	0
2	4732	School Bus Driver	Vice Shad'e R Pitter		175	0	0	0	0	0	175
3	4738	School Bus Driver	Vice Anthony S Manibusan		175	0	0	0	0	0	175
4	4739	School Bus Driver	Vice Albertjon Guerrero		175	0	0	0	0	0	175
5	4740	School Bus Driver	Manuel C Salas, 6032		175	0	0	0	0	0	175
6	4743	School Bus Driver	Steve S Andrew		0	0	0	0	0	0	0
	4750	School Bus Driver Leader	Vice Michael T Guerrero		175	0	0	0	0	0	175
7	4751	School Bus Driver	Vice Anthony Portka		175	0	0	0	0	0	175
8	4751	School Bus Driver	Vice Bailee Sablan		175	0	0	0	0	0	175
9	4764	School Bus Driver	vice William R Taimanglo		175	0	0	0	0	0	175
10	4768	School Bus Driver	Vice Bruce M. Fejeran		175	0	0	0	0	0	175
11	4771	School Bus Driver	Vice Roke SN Quintanilla		175	0	0	0	0	0	175
12	4772	School Bus Driver	Vice Kenneth A Naputi		0	0	0	0	0	0	0
	4786	School Bus Driver	Vice Tyrone O Ongesii		0	0	0	0	0	0	0
13	4790	School Bus Driver	Gary P Borja, 8199		0	0	0	0	0	0	0
	4793	School Bus Driver	Vice Andrew S Mantanona		0	0	0	0	0	0	0
	4799	School Bus Driver	Vice Rufino P Sunga		175	0	0	0	0	0	175
	4801	School Bus Driver	Vice Robert M Leon Guerrero	0	0	0	0	0	0	0	0
14	4802	School Bus Driver	Vice John Leon Guerrero		0	0	0	0	0	0	0
15	4803	School Bus Driver	Vice Kargon M. Quinn		0	0	0	0	0	0	0
0	4819	School Bus Driver	Vice Darryl J Spearman		0	0	0	0	0	0	0
0	4820	School Bus Driver	Vice Steven JL Cruz		0	0	0	0	0	0	0
0	4823	School Bus Driver	Vice Christopher A. Guerrero		175	0	0	0	0	0	175
	4825	School Bus Driver	Vice Francisco M Rosario		0	0	0	0	0	0	0
16	4826	School Bus Driver	Vice Steven V Espinosa		175	0	0	0	0	0	175
17	4878	School Bus Driver	Vice Franklin D Cruz		0	0	0	0	0	0	0
0	4854	School Bus Driver	Vice James R Guerrero		0	0	0	0	0	0	0
	4874	School Bus Driver	Vice Cristito L Cali, Jr		0	0	0	0	0	0	0
0	4875	School Bus Driver	Vice Matauto M Lizama		175	0	0	0	0	0	175
18	4932	School Bus Driver	Vice Glenn I Diego		0	0	0	0	0	0	0
	4827	School Bus Driver	Vice Elmer M Santa Maria		0	0	0	0	0	0	0

Government of Guam  
 Fiscal Year 2025  
 Agency Staffing Pattern Summary  
 Updated: 09/30/25

	4850	School Bus Driver	Vice Vincent LG Borja		0	0	0	0	0	0	0
0	4863	School Bus Driver	Vice Lorenzo JC Naputi		0	0	0	0	0	0	0
0	4864	School Bus Driver Leader	Vice Justo I Toves, Jr		0	0	0	0	0	0	0
0	4871	School Bus Driver	Peter F Sablan								
0	4892	School Bus Driver	Vice Robin R Nelson								
	4896	School Bus Driver	Vice David F Aguon								
	4925	School Bus Driver Supervisor	Vice Dennis R Flores								
0	4915	School Bus Driver	Vice Frederick PB Martinez								
0	4915	School Bus Driver	Karl Mendiola								
19	4936	School Bus Driver	Vice Gregory P Castro		0	0	0	0	0	0	0
	4941	School Bus Driver Supv (in lieu of SBD Leader)	Vice Anthony R Quintanilla		0	0	0	0	0	0	0
0	4936	School Bus Driver	vice Albert J. Fejeran, 60159								
20	4944	School Bus Driver	vice George W Cruz, 7127								
21	4771	School Bus Driver	vice Antonio J. Toves, 60682								
22	4790	School Bus Driver	vice Gary P Borja, 8199								
	4867	School Bus Driver	vice David S Fejaran, 6490		0	0	0	0	0	0	0
23	4892	School Bus Driver	vice Michael A Castro, 11715		0	0	0	0	0	0	0
0	4945	School Bus Driver	Vincent P Castro		240	0	0	0	0	0	240
0	4947	School Bus Driver	Vice Roy Q Quintanilla		175	0	0	0	0	0	175
	4967	School Bus Driver	Vice Justin M Sablan		0	0	0	0	0	0	0
	4968	School Bus Driver	Vice Vicente D Mendiola, Jr		0	0	0	0	0	0	0
0	4744	School Bus Driver	John C Cabrera, 6357		0	0	0	0	0	0	0
24	4714	School Bus Driver	vice Steven A. Cruz, 11417		0	0	0	0	0	0	0
25	4744	School Bus Driver	Rowena Duenas, 10002338		0	0	0	0	0	0	0
0	4970	School Bus Driver	Vice Benny DJ Pangelinan		0	0	0	0	0	0	0
25	TOTAL VACANT POSITIONS				0	3,040	0	0	0	0	3,040
116	GRAND TOTAL				3,077	24,412	0	0	0	0	27,489

Note that the Legislature has taken steps to ensure that any protected personal identifying information has been redacted or excluded in whole or in part in order to protect the privacy of any individual(s) whose information has been included as part of this transmittal.

Government of Guam  
Fiscal Year 2025  
Agency Staffing Pattern Summary  
Updated: 09/30/25

FUNCTIONAL AREA: General Government  
DEPARTMENT / AGENCY: Public Works  
PROGRAM: Administrative Services Division  
FUND: Guam Highway Fund

Section Legend: DO	Director's Office	PC	Property Control
FM	Fiscal Management	WHS	Supply Warehouse
HR	Human Resources	S&S	Safety & Security
RP&I	Research, Programming & Implementation		

Input by Department											Input by Department								
(A)	(B)	(C)	(D)	(E)	(F)	(G)	(H)	(I)	(J)	(K)	(L)	(M)	(N)	(O)	(P)	(Q)	(R)	(S)	
No.	Pos. No. / Section	Position Title	Name of Incumbent	Grade/ Step	Salary	Overtime	Special*	INCREMENT		(E+F+G+I) Subtotal	Benefits					Medical (Premium)	Dental (Premium)	Total Benefits (K thru N)	(J + R) TOTAL
								Date	Amt.		Retirement (J * 30.77%) 1/	Retire (DDI) \$19.01 * 26PP 2/	Social Sec. (6.2% * J)	Medicare (1.45% * J)	Life 3/				
1	4000 / DO	Director (UNC)	Vincent P. Arnola, 10661	EV-10	\$119,186	\$0	\$0	N/A	\$0	\$119,186	\$36,674	\$0	\$0	\$1,728	\$187	\$13,493	\$404	\$52,486	\$171,672
2	4034 / DO	Deputy Director (UNC)	Linda J. Ibanez, 6071	EU-09	108,471	0	\$0	N/A	0	\$108,471	\$33,377	0	0	\$1,573	187	\$6,921	\$404	\$42,462	\$150,933
3	210	Deputy Director (UNC)	Ernest G. Candoleta, Jr. 10000060	EU-06	\$98,182	0	\$0	N/A	0	98,182	\$30,211	495	0	\$1,424	187	0	0	\$32,317	\$130,499
4	4006 / DO	Private Secretary (UNC)	60132	1-10	47,891	0	\$0	N/A	0	\$47,891	\$14,736	495	0	\$694	187	13,493	404	\$30,009	\$77,900
4	TOTAL FILLED POSITIONS			---	\$373,730	\$0	\$0	---	\$0	\$373,730	\$114,998	\$990	\$0	\$5,419	\$748	\$33,907	\$1,212	\$157,274	\$531,004

\* Night Differential / Hazardous / Worker's Compensation / etc.

\*\* Indicate "LTA" for Limited Term Appointment; "TEMP" for Temporary Appointment; "(UNC)" for Unclassified Appointment; "TDA" for Temporary Duty Assignment next to Position Title; and "TBD" for To Be Determined next to Position Number (where applicable).

1/ FY 2025 Gov. Guam contribution rate of 30.77% for the Government of Guam Retirement is subject to change.

2/ FY 2025 Gov. Guam contribution rate of \$19.01 (bi-weekly) for DDI is subject to change.

3/ FY 2025 Gov. Guam contribution rate of \$187 (per annum) for Life Insurance is subject to change.

Input by Department											
Special Pay Categories											
(A)	(B)	(C)	(D)	(E)	(F)	(G)	(H)	(I)	(J)	(K)	
No.	Pos. No. / Section	Position Title	Name of Incumbent	Holiday Pay	Night Differential Pay 10%	Hazard 10%	Hazard 8%	Sunday Pay 1.5	Nurse Pay 1.5	EMT Pay 15%	(D+E+F+G+H+I+J)
											Subtotal
1	4000 / DO	Director (UNC)	Vincent P. Arnola	\$0	\$0	\$0	\$0	\$0	\$0	\$0	\$0
2	4034 / DO	Deputy Director (UNC)	Linda J. Ibanez	0	0	0	0	0	0	0	0
3	210	Deputy Director (UNC)	Ernest G. Candoleta, Jr.	0	0	0	0	0	0	0	0
4	4006 / DO	Private Secretary (UNC)	Donna Marie U. Herrero	0	0	0	0	0	0	0	0
4	TOTAL FILLED POSITIONS			\$0	\$0	\$0	\$0	\$0	\$0	\$0	\$0

1/ 10% of regular rate of pay, applicable from 6pm - 6am, employee must work 4 consecutive hours after 6pm for entitlement of the pay

2/ Applies to law enforcement personnel

3/ Applies to solid waste employees

4/ 1 1/2 of regular rate of pay from 12am Friday to 12 midnight Sunday

5/ 1 1/2 of regular rate of pay on daily work exceeding 8 hours

6/ Applicable only to Guam Fire Department ambulatory service personnel, 15% of regular rate of pay

Government of Guam  
Fiscal Year 2025  
Agency Staffing Pattern Summary  
Updated: 09/30/25

FUNCTIONAL AREA: General Government  
DEPARTMENT / AGENCY: Public Works  
PROGRAM: Building Construction and Facilities Maintenance  
FUND: Guam Highway Fund

Section Legend: DO	Director's Office	PC	Property Control
FM	Fiscal Management	WHS	Supply Warehouse
HR	Human Resources	S&S	Safety & Security
RP&I	Research, Programming & Implementation		

Input by Department										Input by Department										
No.	(A) Pos. No. / Section	(B) Position Title	(C) Name of Incumbent	(D) Grade/ Step	(E) Salary	(F) Overtime	(G) Special*	(H) INCREMENT		(J) Subtotal (E+F+G+I)	(K) Retirement (J *30.77%) 1/	(L) Retire (DDI) (\$19.01*26PP) 2/	(M) Benefits			(O) Life 3/	(P) Medical (Premium)	(Q) Dental (Premium)	(R) Total Benefits (K thru N)	(S) (J + R) TOTAL
								Date	Amt				Social Sec. (6.2% * J)	Medicare (1.45% * J)						
										0			0							
1	4200 / EL	Electrician II	Earl Bascon, 10293	JX-06	45,661	1,317	878	7/28/26	0	47,856	14,725	495	0	694	187	0	0	16,101	63,957	
2	4227 / EL	Electrician Supervisor	Peter SN Concepcion, 3687	LX-15	72,639	2,095	1,397	9/3/25	192	76,323	23,485	495	0	1,107	187	0	0	25,274	101,597	
3	4232 / C&M	Building Custodian	Julie SN Duenas, 25102	CX-06	26,108	753	502	8/30/25	165	27,528	8,470	495	0	399	187	8,551	342	18,444	45,972	
4	4906 / PL	Plumber II	Christopher AB Lujan, 10879	IX-06	42,016	1,125	808	10/6/25	0	43,949	13,523	495	0	637	187	8,551	342	23,735	67,684	
5	69114 / C&M	Maintenance Worker	Steven JL Cruz, 25029	HX-06	38,967	1,124	749	3/29/26	0	40,840	12,566	495	0	592	187	11,192	0	25,032	65,872	
6	4199 / C&M	Maintenance Worker	Joseph Fernandez, 10000652	HX-01	32,355	933	622	8/25/26	0	33,910	10,434	495	0	492	187	11,192	0	22,800	56,710	
7	69115 / C&M	Maintenance Worker	Wilbert C. San Nicolas, 5824	HX-05	37,545	1,083	722	1/28/26	0	39,350	12,108	495	0	571	187	0	0	13,361	52,711	
7	<b>TOTAL FILLED POSITIONS</b>			----	<b>295,291</b>	<b>8,430</b>	<b>5,678</b>	----	<b>357</b>	<b>309,756</b>	<b>95,311</b>	<b>3,465</b>	<b>\$0</b>	<b>4,492</b>	<b>1,309</b>	<b>39,486</b>	<b>684</b>	<b>144,747</b>	<b>454,503</b>	
1	4155 / AS	Building Maintenance Manager	Vice Dominic G. Muna	MX-01	49,731	0	956	N/A	0	50,687	15,596	495	0	735	187	\$8,310	\$486	25,809	76,496	
2	4171 / RF	Refrigeration Mechanic II	vice Antonio B Mendoza, 1155	IX-12	50,979	1,471	980	N/A	270	53,700	16,523	495	50	779	187	9,287	0	27,271	80,971	
3	4161 / RF	Refrigeration Mechanic II in Lieu of Ref Mech Ldr	Vice Thomas J. Duenas	IX-01	34,886	0	671	N/A	0	35,557	10,134	495	0	516	187	\$8,310	\$486	20,128	55,685	
4	4180 / CP	Carpenter II	Vice Juan Q Mendiola	IX-01	34,886	1,006	671	N/A	0	36,563	11,250	495	0	530	187	\$8,310	\$486	21,258	57,821	
5	4183 / CP	Trades Helper	Vice Keony J. Castro	DX-01	\$23,229		447	N/A		23,676	7,285	495	0	343	187	9,596	394	18,300	41,976	
6	4192	Administrative Assistant	In Lieu of Carpenter Ldr	JX-01	37,913		729			38,642	11,890	495	0	560	187	\$8,310	\$486	21,928	60,570	
7	4199 / C&M	Maintenance Worker	Vice Manuel M. Santos, Jr.	HX-01	32,355	933	622	N/A	0	33,910	10,434	495	0	492	187	\$8,310	\$486	20,404	54,314	
8	4201 / RF	Refrigeration Mechanic I	Vice Matthew Green	HX-03	34,853	1,005	670	N/A	0	36,528	11,240	495	0	530	187	\$8,310	\$486	21,248	57,776	
9	4228	Electrician II	Vice David Muna	JX-01	37,913		729			38,642	11,890	495	0	560	187	\$8,310	\$486	21,928	60,570	
0	4446 / RF	Refrigeration Mechanic II	Vacated by Cruz, Ken	XI-01	0	0	0	N/A	0	0	0	0	0	0	0	0	0	0	0	
0	4456 / AS	Administrative Officer	Vice Mona M Duenas	LX-01	0	0	0	N/A	0	0	0	0	0	0	0	0	0	0	0	
9	<b>TOTAL VACANT POSITIONS</b>			----	<b>336,745</b>	<b>4,415</b>	<b>6,475</b>	-----	<b>270</b>	<b>347,905</b>	<b>106,242</b>	<b>4,455</b>	<b>0</b>	<b>5,045</b>	<b>1,683</b>	<b>77,053</b>	<b>3,796</b>	<b>198,274</b>	<b>546,179</b>	
16	<b>GRAND TOTAL</b>			----	<b>632,036</b>	<b>12,845</b>	<b>12,153</b>	0	<b>627</b>	<b>657,661</b>	<b>201,553</b>	<b>7,920</b>	<b>0</b>	<b>9,537</b>	<b>2,992</b>	<b>116,539</b>	<b>4,480</b>	<b>343,021</b>	<b>1,000,682</b>	

\* Night Differential / Hazardous / Worker's Compensation / etc.

\*\* Indicate "LTA" for Limited Term Appointment; "TEMP" for Temporary Appointment; "(UNC)" for Unclassified Appointment; "TDA" for Temporary Duty Assignment next to Position Title; and "TBD" for To Be Determined next to Position Number (where applicable).

1/ FY 2025 Gov Guam contribution rate of 30.17% for the Government of Guam Retirement is subject to change.

2/ FY 2025 Gov Guam contribution rate of \$19.01 (bi-weekly) for DDI is subject to change.

3/ FY 2025 Gov Guam contribution rate of \$187 (per annum) for Life Insurance is subject to change.

Input by Department											
Special Pay Categories											
No.	(A) Position Number	(B) Position Title	(C) Name of Incumbent	(D) Holiday Pay	(E)	(F)	(G)	(H)	(I)	(J)	(K) Subtotal
					1/ Night Differential Pay 10%	2/ Hazard 10%	3/ Hazard 8%	4/ Nurse Sunday Pay 1.5	5/ Nurse Pay 1.5	6/ EMT Pay 15%	
1	4200 / EL	Electrician II	Earl Bascon, 10293	878	0	0	0	\$0	0	0	878
2	4227 / EL	Electrician Supervisor	Peter SN Concepcion, 3687	1,397	0	0	0	\$0	0	0	1,397
3	4232 / C&M	Building Custodian	Julie SN Duenas, 25102	502	0	0	0	\$0	0	0	502
4	4906 / PL	Plumber II	Christopher AB Lujan, 10879	808	0	0	0	\$0	0	0	808
5	69114 / C&M	Maintenance Worker	Steven JL Cruz, 25029	749							749
6	4199 / C&M	Maintenance Worker	Joseph Fernandez, 10000652	622	0	0	0	\$0	0	0	622
7	69115 / C&M	Maintenance Worker	Wilbert C. San Nicolas, 5824	722	0	0	0	\$0	0	0	722
6	<b>TOTAL FILLED POSITIONS</b>			<b>5,678</b>	<b>0</b>	<b>0</b>	<b>0</b>	<b>\$0</b>	<b>0</b>	<b>0</b>	<b>5,678</b>
1	4155 / AS	Building Maintenance Manager	Vice Dominic G Muna	956	0	0	0	\$0	0	0	956
2	4171	Refrigeration Mechanic II	Vice Antonio B Mendoza	980	0	0	0	\$0	0	0	980
3	4183/ CP	Trades Helper	Vice Keony J Castro	671	0	0	0	0	0	0	671
4	4161/ RF	Refrigeration Mechanic II in Lieu of Ref Mech Ldr	Vice Thomas J Duenas	671							671
5	4180 / CP	Carpenter II	Vice Juan Q Mendiola	447	0	0	0	\$0	0	0	447
6	4192	Administrative Assistant	In Lieu of Carpenter Ldr	729	0	0	0	\$0	0	0	729
7	4199 / C&M	Maintenance Worker	Vice Manuel M. Santos, Jr	622							622
8	4201 / RF	Refrigeration Mechanic I	Vice Matthew Green	670	0	0	0	\$0	0	0	670
9	4228	Electrician II	Vice David Muna	729							729
0	4446 / RF	Refrigeration Mechanic II	Vacated by Cruz, Ken	0							0
0	4456 / AS	Administrative Officer	Vice Mona M Duenas	0							0
9	<b>TOTAL VACANT POSITIONS</b>			<b>\$6,475</b>	<b>\$0</b>	<b>\$0</b>	<b>\$0</b>	<b>\$0</b>	<b>\$0</b>	<b>\$0</b>	<b>\$6,475</b>
15	<b>GRAND TOTAL</b>			<b>\$12,153</b>	<b>\$0</b>	<b>\$0</b>	<b>\$0</b>	<b>\$0</b>	<b>\$0</b>	<b>\$0</b>	<b>\$12,153</b>

1/ 10% of regular rate of pay, applicable from 6pm- 6am; employee must work 4 consecutive hours after 6pm for entitlement of the pay

2/ Applies to law enforcement personnel

3/ Applies to solid waste employees

4/ 1 1/2 of regular rate of pay from 12am Friday to 12 midnight Sunday

5/ 1 1/2 of regular rate of pay on daily work exceeding 8 hours

6/ Applicable only to Guam Fire Department ambulatory service personnel; 15% of regular rate of pay

Government of Guam  
Fiscal Year 2025  
Agency Staffing Pattern Summary  
Updated: 09/30/25

FUNCTIONAL AREA: General Government  
DEPARTMENT / AGENCY: Public Works  
PROGRAM: Highways  
FUND: Guam Highway Fund

Section	Legen-HAS	Highway Administration	ROW	Rights of Way
	HC	Highway Construction	TEM	Traffic Engineering Maintenance
	HP	Highway Planning	HMC	Highway Maintenance & Construction
	HE	Highway Encroachment	HPCC	Highway Programming, Construction & Control

Input by Department											Input by Department									
(A)	(B)	(C)	(D)	(E)	(F)	(G)	(H)		(I)	(J)	(K)	(L)	(M)	(N)	(O)	(P)	(Q)	(R)	(S)	
No.	Pos. No. / Section	Position Title	Name of Incumbent	Grade/ Step	Salary	Overtime	Special*	INCREMENT		E+F+G+I Subtotal	Benefits					Medical (Premium)	Dental (Premium)	Total Benefits (K thru N)	(J + R) TOTAL	
								Date	Amt.		Retirement *30.77%	Social Security *0.126%	Life 3/	Medicare *1.45% *						
										0					0					
1	200 / HP	Program Coordinator IV	Dina SN Lorenzo, 60220	OX-11	86,212	0	0	1/20/26	0	86,212	26,527	495	0	1,250	187	8,551	342	37,352	123,564	
2	211/HMC	Program Coordinator I	Marijoy A. Galiza, 63095	KX-01	41,372	0	0	10/27/25	0	41,372	12,730	495	0	600	187	15,670	530	30,212	71,584	
3	216 / HMC	Trades Helper	Gloria L. Fastidio, 9658	DX-06	27,976	1,211	0	7/3/25	1,060	30,247	9,307	495	0	439	187	8,551	0	18,979	49,226	
4	240 / HMC	Trades Helper	Troy JD Finona, 25057	DX-06	27,976	1,211	148	7/29/25	1,060	30,395	9,353	495	0	441	187	8,551	342	19,369	49,764	
5	242 / HMC	Highway Maintenance Supervisor	Andrew R. Crisostomo, 4457	LX-07	56,578	2,448	300	9/10/25	1,795	61,121	18,807	495	0	886	187	8,551	342	29,268	90,389	
6	246 / HMC	Laborer	Connie C. Tedaotao, 63209	FX-02	29,340	1,270	0	11/27/25	0	30,610	9,419	495	0	444	187	11,192	653	22,390	53,000	
7	250 / HE	Engineer I	Mark J Abrincia, 4722	LX-12	66,142	0	168	5/2/26	0	66,310	20,404	495	0	961	187	0	0	22,047	88,357	
8	258 / HMC	Equipment Operator II	Joshua F Borja, 10981	FX-05	32,804	1,419	76	2/8/26	0	34,299	10,554	495	0	497	187	11,192	653	23,578	57,877	
9	260/HMC	Program Coordinator I	Therese F. James, 12551	KX-06	48,008	2,077	168	08/15/26	0	50,253	15,463	495	0	729	187	15,670	530	33,074	83,327	
10	263 / HMC	Equipment Operator II	Jeffery J Gatan, 10351	FX-04	31,606	1,368	150	1/30/25	1,198	34,322	10,561	495	0	498	187	8,551	342	20,634	54,956	
11	265 / HMC	Laborer	Vince JC Aguon, 7217	FX-02	29,340	1,270	223	11/20/25	0	30,833	9,487	495	0	447	187	21,918	653	33,187	64,020	
12	266 / HMC	Trades Helper	Raymond P Quiambao, 6460	DX-19	42,210	1,826	150	7/31/25	1,290	45,476	13,993	495	0	659	187	0	0	15,334	60,810	
13	268 / HMC	Laborer	Jake Q. Aguon, 60451	FX-02	29,340	1,270	155	11/20/25	0	30,765	9,466	495	0	446	187	4,801	342	15,737	46,502	
14	4165 / HMC	Laborer	Christian E Quintanilla, 59837	FX-02	29,340	1,270	0	11/20/25	0	30,610	9,419	495	0	444	187	8,551	342	19,438	50,048	
15	4080 / HC	Engineer I	Candido A Orbong, Jr, 7255	LX-13	68,240	0	0	6/2/26	0	68,240	20,997	495	0	989	187	13,493	0	36,161	104,401	
16	4116 /FTE	Land Agent Supervisor	Arnold C Jose II, 10516	NX-02	56,999	0	290	9/27/25	1,260	58,549	18,016	495	0	849	187	8,551	342	28,440	86,989	
17	4122 / HC	Engineer II	Aaron JL Reynoso, 100000063	NX-02	56,999	0	284	3/25/26	0	57,283	17,626	495	0	831	187	8,310	0	27,449	84,732	
18	4126 / HMC	Administrative Assistant	Nicole Rivera, 4675	JX-11	53,699	2,324	206	4/26/25	1,703	57,932	17,826	495	0	840	187	8,551	342	28,241	86,173	
19	4165 / HMC	Laborer	Miguel Bellis, 60674	FX-01	28,269	510	109	2/9/26	0	28,888	8,889	495	0	419	187	8,551	342	18,883	47,771	
20	4513 / HP	Secretary Typist I	Valarie A. San Nicolas, 9138	GX-08	38,908	1,684	349	3/1/24	0	40,941	12,598	495	0	594	187	4,801	342	19,017	59,958	
21	4528 / HC	Construction Inspector III	Edgardo L Tolentino, 2659	LX-12	66,142	2,862	151	4/14/26	0	69,155	21,279	495	0	1,003	187	11,192	653	34,809	103,964	
22	4554 / HMC	Laborer	Miller Ngiradilubch Kual, 37910	FX-01	28,629	1,652	403	10/22/24	1,071	31,755	9,771	495	0	460	187	8,551	342	19,806	51,561	
22	2	Highway Maintenance Superintendent	Darren C. Muna, 4464	OX-07	76,093	3,292	309	12/6/24	2,415	82,109	25,265	495	0	1,191	187	8,551	342	36,031	118,140	
24	4591 / HMC	Highway Maintenance Superintendent, TDA	Dennis C. Eber, Jr., 4242	LX-08	58,373	2,526	150	11/13/24	1,852	62,901	19,355	495	0	912	187	0	0	20,949	83,850	
25	4692 / HMC	Laborer	Nicolas Aguiqui, 59927	FX-02	28,269	1,223	234	11/20/25	0	29,726	9,147	495	0	431	187	4,801	342	15,403	45,129	
26	4601 / HMC	Equipment Operator III	Erik Scott F. Mendiola, 9162	GX-12	44,086	1,908	161	8/22/26	0	46,155	14,202	495	0	669	187	21,918	653	38,124	84,279	
27	4602 / HMC	Equipment Operator II	Daniel S Mafnas, 10997	FX-04	31,606	1,368	353	12/2/25	0	33,327	10,255	495	0	483	187	8,551	342	20,313	53,640	
28	4604 / HMC	Equipment Operator Leader I	Robert R San Nicolas, 1280	JX19	68,892	2,981	312	11/26/26	0	72,185	22,211	495	0	1,047	187	15,868	486	40,294	112,479	
29	4605 / HMC	Equipment Operator Leader II	Eugene F. Francisco, 11471	JX-14	58,973	1,701	362	8/2/26	0	\$ 61,036	19,745	\$495	0	885	\$187	8,551	342	30,205	91,241	
30	4611 / HMC	Equipment Operator Leader II	Peter L Kaai, 3280	KX-16	68,502	2,964	319	9/30/26	0	71,785	22,088	495	0	1,041	187	0	0	23,811	95,596	
31	4617 / HMC	Highway Maintenance Supervisor	John T. Peredo, 3757	LX-09	60,225	2,606	151	5/13/25	1,911	64,893	19,968	495	0	941	187	15,868	486	37,945	102,838	
32	4660 / HMC	Equipment Operator II	Kono LG Perez, 37998	FX-01	28,629	1,652	289	10/22/24	1,071	31,641	9,736	495	0	459	187	4,801	342	16,020	47,661	
33	4666 / HMC	Equipment Operator I	Mariano C Salas, 5096	FX22	56,296	2,436	155	3/17/27	0	58,887	18,120	495	0	854	187	21,918	653	42,227	101,114	

Government of Guam  
Fiscal Year 2025  
Agency Staffing Pattern Summary  
Updated: 09/30/25

34	4671 / HMC	Equipment Operator II	Clayton G Quinata, 25113	FX-02	29,340	1,270	180	5/21/25	1,112	31,902	9,816	495	0	463	187	0	342	11,303	43,205
35	5053 / HMC	Laborer	Ryan T. Martinez, 5813	FX - 01	28,269	1,223	0	2/18/26	0	29,492	9,075	495	0	428	187	0	486	10,671	40,163
36	4770 / HMC	Equipment Operator III	Jordan R. Cruz, 9160	GX-14	34,047	1,473	173	3/29/26	0	35,693	10,983	495	0	518	187	0	486	12,669	48,362
37	5015 / HPCC	Electronics Technician II	Nino Jess C. Ragojos, 60661	IX-01	34,886	629	173	2/4/26	0	35,688	10,981	495	0	517	187	11,192	653	24,025	59,713
38	248	Laborer	Lusio Borja, 10000451	FX-01	28,269	510	174	6/30/26	0	28,953	8,909	495	0	420	187	11,192	653	21,856	50,809
39	221	Laborer	JJ Benevente, 10000447	FX-01	28,269	510	175	6/30/26	0	28,954	8,909	495	0	420	187	11,192	653	21,856	50,810
40	245	Laborer	Jesse Blas, 63174	FX-01	28,269	510	176	7/14/26	0	28,955	8,909	495	0	420	187	11,192	653	21,856	50,811
41	4628	Laborer	Laxamana, Dominador 1000228	FX-01	28,269	510	177	7/14/26	0	28,956	8,910	495	0	420	187	11,192	653	21,857	50,813
42	5042	Laborer	Isaiah Hesus, 891284	FX-01	28,269	510	178	7/14/26	0	28,957	8,910	495	0	420	187	11,192	653	21,857	50,814
43		trades Helper	Michael J terrell		28,270	510	179	7/15/26	1	28,960	8,911	495	0	420	187	11,192	653	21,858	50,818
44	4068	Data Entry /clerk II	Candice Tainatongo, 60634	FX-02	29,340	529	180	7/16/26	2	30,051	9,247	495	0	436	187	11,192	653	22,210	52,261
45	5052 / HMC	Laborer	Michael Vincent L. Saures, 11477	FX-05	32,804	1,419	0	8/23/24	537	34,760	10,696	495	0	504	187	0	486	12,368	47,128
<b>45</b>	<b>TOTAL FILLED POSITIONS</b>			<b>---</b>	<b>1,914,374</b>	<b>59,932</b>	<b>7,890</b>	<b>---</b>	<b>19,338</b>	<b>2,001,534</b>	<b>616,840</b>	<b>22,275</b>	<b>0</b>	<b>29,025</b>	<b>8,415</b>	<b>404,112</b>	<b>18,446</b>	<b>1,099,113</b>	<b>3,100,647</b>
1	227 / HMC	Program Coordinator I/LTA	vice Robert F. Clark, 25091	KX-01	41,372	746	219	---	0	42,337	13,027	495	0	614	187	4,801	342	19,466	61,803
2	5046	Program Coordinator I/LTA	Melanie Wolford, 21131	KX-01	41,372	746	219	---	0	42,337	13,027	495	0	614	187	6,921	404	21,648	63,985
3	4662	Customer Service Representative/LTA	Vice Miguel Bellis, 60674	HX-01	32,355	583	171	---	0	33,109	10,188	495	0	480	187	0	0	11,350	44,459
4	4979 / HMC	Customer Service Representative/LTA	Ronald C. Meno, 7572	HX-01	32,355	583	171	---	0	33,109	10,188	495	0	480	187	8,551	342	20,243	53,352
<b>4</b>	<b>TOTAL LIMITED TERM / TEMPORARY APPOINTMENTS</b>			<b>---</b>	<b>147,454</b>	<b>2,658</b>	<b>780</b>	<b>---</b>	<b>0</b>	<b>150,892</b>	<b>46,430</b>	<b>1,980</b>	<b>0</b>	<b>2,188</b>	<b>748</b>	<b>20,273</b>	<b>1,088</b>	<b>72,707</b>	<b>223,599</b>
<b>49</b>	<b>TOTAL FILLED / LIMITED TERM / TEMPORARY APPOINTMENTS</b>			<b>---</b>	<b>2,061,828</b>	<b>62,590</b>	<b>8,670</b>	<b>---</b>	<b>19,338</b>	<b>2,152,426</b>	<b>663,270</b>	<b>24,255</b>	<b>0</b>	<b>31,213</b>	<b>9,163</b>	<b>424,385</b>	<b>19,534</b>	<b>1,171,820</b>	<b>3,324,246</b>
1	221 / HMC	Trades Helper/LTA	Vice Wylie J. Comoda, 63195	DX-01	23,229	419	0	---	0	23,648	7,276	495	0	343	187	0	0	8,301	31,949
2		Highway Maintenance Superintendent	vice Darren C. Muna, 4464	OX-07	76,093	3,292	309	12/6/24	2,415	82,109	25,265	495	0	1,191	187	8,551	342	36,031	118,140
3	<b>open</b>	<b>LABORER in lieu of Trades Helper</b>		FX-01	28,279	1,224	150	---	384	30,037	9,242	495	0	436	187	9,596	373	20,329	50,366
	4610 / HC	Engineer II	Rigolberto J Diaz	NX-12			0			0									
	4693 / HMC	Equipment Operator III	Harold Charfauros, Jr	GX-03			0			0									
4	4582 / ROW	Land Agent II	Vice Arnold C. Jose II	KX-07	51,715	2,238	0	---	1,641	55,594	17,106	495	0	806	187	8,551	342	27,487	83,081
5	227/HMC	Program Coordinator I in lieu of funds Equip Opr III		0	41,372	1,790	219	---	514	43,895	13,506	495	0	636	187	9,596	329	24,749	68,644
	4629 / HMC	Highway Sign Worker I	Christopher A Duenas	EX-15			0			0									
6	4694 / HMC	Administrative Assistant/ LTA	Vice Marijoy A. Galiza, 63095	JX-01	37,193	671	0	---	0	37,864	11,651	495	0	549	187	0	0	12,882	50,746
7	5045/HPCC	Engineering Technician II /LTA	Vice Nino Jess C. Ragojos, 6066	IX-01	34,886	629	0	---	0	35,515	10,928	495	0	515	187	11,192	653	23,970	59,485
8	4595 / HMC	Laborer in Lieu of Equipment Operator I	Vice Albert Alegarbes	FX-01	14,329	827	151	---	0	15,307	4,710	495	0	222	187	9,596	329	15,539	30,846
	4606	Equipment Operator Leader I	Vice Eugene Francisco	IX-01			0												
9	4652 / HMC	Laborer in Lieu of Equipment Operator I	Vice Jan-Eron R Fegurur	FX-01	14,329	827	0	---	0	15,156	4,664	495	0	220	187	9,596	329	15,491	30,647
10	4651 / HMC	Administrative Aide	Vice: Rodolfo Marquez	FX-01	28,629	1,652	403	---	1	30,685	9,442	495	0	445	187	9,596	329	20,494	51,179
11	4510 / HWY	Chief of Operations	Vice Linda U. Ibanez	S-10	62,498	3,304	0	---	0	65,802	19,231	990	0	906	373	15,147	658	37,305	103,107
<b>11</b>	<b>TOTAL VACANT POSITIONS FOR RECRUITMENT</b>			<b>---</b>	<b>412,552</b>	<b>16,873</b>	<b>1,232</b>	<b>45,632</b>	<b>4,955</b>	<b>435,612</b>	<b>133,021</b>	<b>5,940</b>	<b>0</b>	<b>6,269</b>	<b>2,243</b>	<b>91,421</b>	<b>3,684</b>	<b>242,578</b>	<b>678,190</b>
<b>60</b>	<b>GRAND TOTAL</b>			<b>---</b>	<b>2,474,380</b>	<b>79,463</b>	<b>9,902</b>	<b>---</b>	<b>24,293</b>	<b>2,588,038</b>	<b>796,291</b>	<b>30,195</b>	<b>0</b>	<b>37,482</b>	<b>11,406</b>	<b>515,806</b>	<b>23,218</b>	<b>1,414,398</b>	<b>4,002,436</b>

\* Night Differential / Hazardous / Worker's Compensation / etc.

3,568,394

\*\* Indicate "LTA" for Limited Term Appointment; "TEMP" for Temporary Appointment; "(UNC)" for Unclassified Appointment; "TDA" for Temporary Duty Assignment next to Position Title; and "TBD" for To Be Determined next to Position Number (where applicable)

1/ FY 2025 GovGuam contribution rate of 30.77% for the Government of Guam Retirement is subject to change.

2/ FY 2025 GovGuam contribution rate of 519.01 (bi-weekly) for DDI is subject to change.

3/ FY 2025 GovGuam contribution rate of 5187 (per annum) for Life Insurance is subject to change.

Government of Guam  
Fiscal Year 2025  
Agency Staffing Pattern Summary  
Updated: 09/30/25

Input by Department												
Special Pay Categories												
(A)	(B)	(C)	(D)	(E)	(F)	(G)	(H)	(I)	(J)	(K)		
												1/
No.	Pos. No. / Section	Position Title	Name of Incumbent	Holiday Pay	Night Differentia I Pay 10%	Hazard 10%	Hazard 8%	Nurse Sunday Pay 1.5	Nurse Pay 1.5	EMT Pay 15%	Subtotal	
1	200 / HP	Program Coordinator IV	Dina SN Lorenzo, 60220	0	0	0	0	0	0	0	0	
2	211/HMC	Program Coordinator I	Marijoy A. Galiza, 63095	0	0	0	0	0	0	0	0	
3	216 / HMC	Trades Helper	Gloria L. Fastidio, 9658	0	0	0	0	0	0	0	0	
4	240 / HMC	Trades Helper	Troy JD Finona, 25057	108	40	0	0	0	0	0	148	
5	242 / HMC	Highway Maintenance Supervisor	Andrew R. Crisostomo, 4457	218	82	0	0	0	0	0	300	
6	246 / HMC	Laborer	Connie C. Tedtaotao, 63209									
7	250 / HE	Engineer I	Mark J Abrincia, 4722	0	0	0	0	0	0	0	0	
8	258 / HMC	Equipment Operator II	Joshua F Borja, 10981	126	0	0	0	0	0	0	126	
9	260/HMC	Program Coordinator I	Therese F. James, 12551	76	0	0	0	0	0	0	76	
10	263 / HMC	Equipment Operator II	Jeffery J Gatan, 10351	168							168	
11	265 / HMC	Laborer	Vince JC Aguon, 7217	150	0	0	0	0	0	0	150	
12	266 / HMC	Trades Helper	Raymond P Quiambao, 6460	223	0	0	0	0	0	0	223	
13	268 / HMC	Laborer	Jake Q. Aguon, 60451	150	0	0	0	0	0	0	150	
14	4165 / HMC	Laborer	Christian E Quintanilla, 59837	113	42	0	0	0	0	0	155	
15	4080 / HC	Engineer I	Candido A Orbong, Jr, 7255	0	0	0	0	0	0	0	0	
16	4116 /FTE	Land Agent Supervisor	Arnold C Jose II, 10516	0	0	0	0	0	0	0	0	
17	4122 / HC	Engineer II	Aaron JL Reynoso, 10000063	290	0	0	0	0	0	0	290	
18	4126 / HMC	Administrative Assistant	Nicole Rivera, 4675	284	0	0	0	0	0	0	284	
19	4165 / HMC	Laborer	Miguel Bellis, 60674	206	0	0	0	0	0	0	206	
20	4513 / HP	Secretary Typist I	Valarie A. San Nicolas, 9138	109	0	0	0	0	0	0	109	
21	4528 / HC	Construction Inspector III	Edgardo L Tolentino, 2659	349	0	0	0	0	0	0	349	
22	4554 / HMC	Laborer	Miller Ngiradilubch Kual, 37910	151	0	0	0	0	0	0	151	
22	2	Highway Maintenance Superintendent	Darren C. Muna, 4464	403	0	0	0	0	0	0	403	
24	4591 / HMC	Highway Maintenance Superintendent, TDA	Dennis C. Eber, Jr., 4242	309	0	0	0	0	0	0	309	
25	4692 / HMC	Laborer	Nicolas Aguigui, 59927	150	0	0	0	0	0	0	150	
26	4601 / HMC	Equipment Operator III	Erik Scott F. Mendiola, 9162	234	0	0	0	0	0	0	234	
27	4602 / HMC	Equipment Operator II	Daniel S Mafnas, 10997	161	0	0	0	0	0	0	161	
28	4604 / HMC	Equipment Operator Leader I	Robert R San Nicolas, 1280	353	0	0	0	0	0	0	353	
29	4605 / HMC	Equipment Operator Leader II	Eugene F. Francisco, 11471	312	0	0	0	0	0	0	312	
30	4611 / HMC	Equipment Operator Leader II	Peter L Kaai, 3280									
31	4617 / HMC	Highway Maintenance Supervisor	John T. Peredo, 3757									
32	4660 / HMC	Equipment Operator II	Kono LG Perez, 37998									
33	4666 / HMC	Equipment Operator I	Mariano C Salas, 5096									
34	4671 / HMC	Equipment Operator II	Clayton G Quinata, 25113									
35	5053 / HMC	Laborer	Ryan T. Martinez, 5813									
36	4770 / HMC	Equipment Operator III	Jordan R. Cruz, 9160	362	0	0	0	0	0	0	362	
37	5015 / HPCC	Electronics Technician II	Nino Jess C. Ragojos, 60661	319	0	0	0	0	0	0	319	
38	248	Laborer	Lusio Borja, 10000451	151	0	0	0	0	0	0	151	
39	221	Laborer	JJ Benevente, 10000447	289	0	0	0	0	0	0	289	

Government of Guam  
Fiscal Year 2025  
Agency Staffing Pattern Summary  
Updated: 09/30/25

40	245	Laborer	Jesse Blas, 63174	155	0	0	0	0	0	0	155
41	4628	Laborer	Laxamana, Dominador 1000228	180	0	0	0	0	0	0	180
42	5042	Laborer	Isaiah Hesus,891284	0	0	0	0	0	0	0	0
43		trades Helper	Michael J terrell	173	0	0	0	0	0	0	173
44	4068	Data Entry /clerk II	Candice Tainatongo, 60634								
45	5052 / HMC	Laborer	Michael Vincent L. Saures, 11477	0	0	0	0	0	0	0	0
45	<b>TOTAL FILLED POSITIONS</b>			<b>\$6,272</b>	<b>\$164</b>	<b>\$0</b>	<b>\$0</b>	<b>\$0</b>	<b>\$0</b>	<b>\$0</b>	<b>\$6,436</b>
1	227 / HMC	Program Coordinator I/LTA	vice Robert F. Clark, 25091	159	60	0	0	0	0	0	219
2	5046	Program Coordinator I/LTA	Melanie Wolford, 21131	159	60	0	0	0	0	0	219
3	4662	Customer Service Representative/LTA	Vice Miguel Bellis, 60674	124	47	0	0	0	0	0	171
4	4979 / HMC	Customer Service Representative/LTA	Ronald C. Meno, 7572	124	47	0	0	0	0	0	171
4	<b>TOTAL LIMITED TERM / TEMPORARY APPOINTMENTS</b>			<b>566</b>	<b>214</b>	<b>0</b>	<b>0</b>	<b>0</b>	<b>0</b>	<b>0</b>	<b>780</b>
49	<b>TOTAL FILLED / LIMITED TERM / TEMPORARY APPOINTMENTS</b>			<b>\$6,838</b>	<b>\$378</b>	<b>\$0</b>	<b>\$0</b>	<b>\$0</b>	<b>\$0</b>	<b>\$0</b>	<b>\$7,216</b>
0	221 / HMC	Trades Helper/LTA	Vice Wylie J. Comoda, 63195	0	0	0	0	0	0	0	0
	4575 / HMC	Trades Helper	Michael J Terrell	293	110	0	0	0	0	0	403
1	open	<b>LABORER in lieu of Trades Helper</b>		109	41	0	0	0	0	0	150
	4610 / HC	Engineer II	Rigolberto J Diaz	0	0	0	0	0	0	0	0
	4693 / HMC	Equipment Operator III	Harold Charfauros, Jr	0	0	0	0	0	0	0	0
0	4582 / ROW	Land Agent II	Vice Arnold C Jose II								
0	227/HMC	<b>Program Coordinator I in lieu of funds Equip Opr III</b>		159	60	0	0	0	0	0	219
	4629 / HMC	Highway Sign Worker I	Christopher A Duenas	0	0	0	0	0	0	0	0
2	4694 / HMC	Administrative Assistant// LTA	Vice Marijoy A. Galiza, 63095	0	0	0	0	0	0	0	0
	5015/HPCC	<b>Electronics Technician II</b>	Vice: SP2005	55	21	0	0	0	0	0	76
1	4595 / HMC	<b>Laborer in Lieu of Equipment Operator I</b>	Vice Albert Alegarbes	110	41	0	0	0	0	0	151
	4606	Equipment Operator Leader I	Vice Eugene Francisco								
2	4652 / HMC	<b>Laborer in Lieu of Equipment Operator I</b>	Vice Jan-Eron R Fegurgur	0	0	0	0	0	0	0	0
3	4651 / HMC	Administrative Aide	Vice: Rodolfo Marquez	293	110	0	0	0	0	0	403
4	4510 / HWY	Chief of Operations	Vice Linda U. Ibanez	0	0	0	0	0	0	0	0
4	<b>TOTAL VACANT POSITIONS FOR RECRUITMENT</b>			<b>\$1,019</b>	<b>383</b>	<b>0</b>	<b>0</b>	<b>0</b>	<b>0</b>	<b>0</b>	<b>1,402</b>
53	<b>GRAND TOTAL</b>			<b>\$7,857</b>	<b>\$761</b>	<b>\$0</b>	<b>\$0</b>	<b>\$0</b>	<b>\$0</b>	<b>\$0</b>	<b>\$8,618</b>

\*\*3/17/2025 as per Ms. Dina, she's going to use this and vice it

\*\*3/17/2025 as per Ms. Dina, she's going to use this and vice it

- 1/ 10% of regular rate of pay, applicable from 6pm- 6am; employee must work 4 consecutive hours after 6pm for entitlement of the pay
- 2/ Applies to law enforcement personnel
- 3/ Applies to solid waste employees
- 4/ 1 ½ of regular rate of pay from 12am Friday to 12 midnight Sunday
- 5/ 1 ½ of regular rate of pay on daily work exceeding 8 hours
- 6/ Applicable only to Guam Fire Department ambulatory service personnel; 15% of regular rate of pay

Note that the Legislature has taken steps to ensure that any protected personal identifying information has been redacted or excluded in whole or in part in order to protect the privacy of any individual(s) whose information has been included as part of this transmittal.

Government of Guam  
Fiscal Year 2025  
Agency Staffing Pattern Summary  
Updated: 09/30/25

FUNCTIONAL AREA: General Government  
DEPARTMENT / AGENCY: Public Works  
PROGRAM: Highways  
FUND: Rapid Response Highway Fund

Input by Department											Input by Department										
(A)	(B)	(C)	(D)	(E)	(F)	(G)	(H)		(I)	(J)	(K)	(L)	(M)			(N)	(O)	(P)	(Q)	(R)	(S)
No.	Pos. No. / Section	Position Title 1/	Name of Incumbent	Grade/ Step	Salary	Overtime	Special*	INCREMENT		(E+F+G+I) Subtotal	Retirement (J *29.43%) 2/	Retire (DDI) 3/ (\$19.02*26PP) 3/	Social Sec. (6.2% * J)	Medicare (1.45% * J)	Life 4/	Medical (Premium)	Dental (Premium)	Total Benefits (K thru N)	(J + R) TOTAL		
								Date	Amount												
1	206	Special Projects Coord	Jeffrey J. Toves, 60741	NX-07	68,648		\$0	N/A	0	68,648	\$ 21,123	0	0	995	\$0	\$8,551	\$342	31,011	99,659		
2	214	Trades Helper	Avelino F. Gato, 10000064	DX-01	28,269		\$0	02/09/26	0	28,269	\$ 8,698	0	0	410	\$0	\$8,551	\$0	17,659	45,928		
3	4560	Special Projects Coord	Juliana M. Santos, 60361	NX-01	54,918		\$0	N/A	0	54,918	\$ 16,898	0	0	796	\$0	\$8,551	\$342	26,587	81,505		
0	4623	Trades Helper	Vice Johnny A. Chargualaf, Jr., 10000065	DX-01	23,229		\$0	N/A	0	23,229	\$ 7,148	0	0	337	\$0	\$4,801	\$342	12,628	35,857		
0	4651	Special Projects Coord	vice Francis LG Damian, 270	NX-01	54,918		\$0	N/A	0	54,918	\$ 16,898	0	0	796	\$0	\$4,801	\$342	22,837	77,755		
4	5041	Trades Helper	Tanner IF Pinaula, 59701	FX-01	23,229		\$0	02/09/26	0	23,229	\$ 7,148	0	0	337	\$0	\$0	\$0	7,485	30,714		
4	<b>TOTAL FILLED POSITIONS</b>				\$253,211	\$0	\$0	\$92,124	\$0	\$253,211	\$77,913	\$0	\$0	\$3,671	\$0	\$35,255	\$1,368	\$118,207	\$371,418		

\* Night Differential / Hazardous / Worker's Compensation / etc.

\*\* Indicate "LTA" for Limited Term Appointment; "TEMP" for Temporary Appointment; "(UNC)" for Unclassified Appointment; "TDA" for Temporary Duty Assignment next to Position Title; and "TBD" for To Be Determined next to Position Number (where applicable).

1/ FY 2025 (Proposed) Gov Guam contribution rate of 32.35% for the Government of Guam Retirement is subject to change.

2/ FY 2025 (Proposed) Gov Guam contribution rate of \$19.01 (bi-weekly) for DDI is subject to change.

3/ FY 2025 (Proposed) Gov Guam contribution rate of \$187 (per annum) for Life Insurance is subject to change.

Input by Department												
Special Pay Categories												
(A)	(B)	(C)	(D)	(E)						(J)	(K)	
No.	Position Number	Position Title	Name of Incumbent	Holiday Pay	1/	2/	3/	4/	5/	6/	EMT Pay 15%	(D+E+F+G+H+I) Subtotal
					Night Differential Pay 10%	Hazard 10%	Hazard 8%	Nurse Sunday Pay 1.5	Nurse Pay 1.5			
1	206	Special Projects Coord	Jeffrey J. Toves	0								
2	214	Trades Helper	Avelino F. Gato	0								
3	4560	Special Projects Coord	Juliana M. Santos	0								
4	4623	Trades Helper	Johnny A. Chargualaf, Jr									
5	4651	Special Projects Coord	Francis LG Damian									
6	5041	Trades Helper	Tanner IF Pinaula									
6	<b>TOTAL FILLED POSITIONS</b>				\$0	\$0	\$0					\$0

1/ 10% of reg. rate, applicable from 6pm-6am, employee must work 4 hours consecutive after 6pm for entitlement of the pay

FUNCTIONAL AREA: General Government  
DEPARTMENT / AGENCY: Public Works  
PROGRAM: Capital Improvement Projects, Division of Engineering, Building Permits Section  
FUND: DPW Building and Design Fund (Plan Checking Fee)

Section Legend:  
BPI Building Permits

Input by Department											Input by Department										
No.	(A) Pos. No. / Section	(B) Position Title	(C) Name of Incumbent	(D) Grade/ Step	(E) Salary	(F) Overtime	(G) Special*	(H) INCREMENT		(J) (E+F+G+I) Subtotal	Benefits					(R) Total Benefits (K thru N)	(S) (J + R) TOTAL				
								Date	Ami.		(K) Retirement (J * 30.77%) 1/	(L) Retire (DDI) (519.81 * 26PP) 2/	(M) Social Sec. (6.2% * J)	(N) Medicare (1.45% * J)	(O) Life 3/			(P) Medical (Premium)	(Q) Dental (Premium)		
1	205	Building Inspector II	Alquin DA Ortaleza, 10294	KX-05	\$48,008	\$0	\$0	5/17/26	\$0	48,008	\$14,772	\$495	\$0	\$696	\$187	\$8,551	\$342	\$25,043	\$73,051		
2	4069	Chief Building Inspector	Peter S Trinidad, 2066	PX-05	78,554	0	0	3/2/26	0	78,554	24,171	495	0	1,139	187	0	486	26,478	105,032		
3	4072	Building Inspector II	Rosario Q Roxas, 100000437	KX-02	42,940	0	0	8/12/26	0	42,940	13,213	495	0	623	187	8,551	342	23,411	66,351		
4	4084	Building Inspector II	Taralyn S. Tellez, 10117	KX-07	51,715	0	0	11/6/26	0	51,715	15,913	495	0	750	187	0	404	17,749	69,464		
5	4088	Building Inspector II	Walter G. Gray, 7801	KX-07	51,715	0	0	10/15/25	0	51,715	15,913	495	0	750	187	8,551	342	26,238	77,953		
6	4092	Building Inspector II	Peter P. Quenga, 60181	KX-03	44,567	0	0	11/9/25	0	44,567	13,713	495	0	646	187	8,551	342	23,934	68,501		
7	4545	Management Analyst IV	Erica A Taitano, 60150	OX-03	65,575	0	0	12/6/24	2,070	67,645	20,814	495	0	981	187	8,551	342	31,370	99,015		
8	4553	Customer Service Supervisor	Clarissa F Guevara, 7159	JX-10	52,047	0	0	11/13/25	0	52,047	16,015	495	0	755	187	6,921	404	24,777	76,824		
9	4634	Customer Service Representative	Cynthia C. Tudela, 38025	HX-02	33,581	0	0	10/23/25	0	33,581	10,333	495	0	487	187	8,551	342	20,395	53,976		
9	TOTAL FILLED POSITIONS				---	\$ 468,702	\$0	\$0	---	\$2,070	\$470,772	\$144,857	\$4,455	\$0	\$6,827	\$1,683	\$0	\$3,346	\$219,395	\$690,167	
1	4076	Customer Service Representative (LTA)	Terrance J Borja	HX-01	32,355	0	0	N/A	0	32,355	9,956	495	0	469	187	8,551	342	20,000	52,355		
2	4430	Management Analyst I (Uncl)	Hilf Junior D Leon Guerrero	KX-01	41,372	0	0	N/A	0	41,372	12,730	495	0	600	187	8,551	342	22,905	64,277		
2	TOTAL LIMITED TERM / TEMPORARY APPOINTMENTS				---	\$ 73,727	\$ -	\$ -	N/A	\$ -	\$ 73,727	\$ 22,686	\$ 990	\$ -	\$ 1,069	\$ 374	\$ 17,102	\$ 684	\$ 42,905	\$ 116,632	
11	TOTAL FILLED POSITIONS / LIMITED TERM / TEMPORARY APPOINTMENTS				---	\$ 542,429	\$0	\$0	---	\$2,070	\$544,499	\$167,543	\$5,445	\$0	\$7,896	\$2,057	\$17,579	\$4,030	\$262,300	\$806,799	
1	270	Building Inspector I (Open-Cont)	Vice Walter G Gray	JX-01	37,913	0	0	N/A	0	37,913	11,666	495	0	550	187	8,310	486	21,694	59,607		
2	4064	Building Inspection & Permits Administrator	Vice Randy P Romero	QX-01	73,788	0	0	N/A	0	73,788	22,705	495	0	1,070	187	8,310	486	33,253	107,041		
3	4066	Building Inspector Supervisor	Vice Anthony MA Cruz	LX-01	45,262	0	0	N/A	0	45,262	13,927	495	0	656	187	8,310	486	24,061	69,323		
4	4073	Building Inspector I	Vice Peter P Quenga	JX-01	37,913	0	0	N/A	0	37,913	11,666	495	0	550	187	8,310	486	21,694	59,607		
5	4081	Building Inspector I	Vice Taralyn VC Santos	JX-01	37,913	0	0	N/A	0	37,913	11,666	495	0	550	187	8,310	486	21,694	59,607		
6	4086	Building Inspector II (in lieu of Bldg Insp I)	Vice Paul Reyes	KX-01	41,372	0	0	N/A	0	41,372	12,730	495	0	600	187	8,310	486	22,808	64,180		
7	4089	Building Inspector II (Open) (in lieu of Bldg Insp I)	Vice Joseph F Ulloa	KX-01	41,372	0	0	N/A	0	41,372	12,730	495	0	600	187	8,310	486	22,808	64,180		
8	4125	Clerk I (LTA)	Vice Jayshawna J Salas	CX-01	21,678	0	0	N/A	0	21,678	6,670	495	0	314	187	8,310	486	16,462	38,140		
9	4512	Customer Service Rep (in lieu of Clerk III)	Vice Janice T Campos	HX-01	32,355	0	0	N/A	0	32,355	9,956	495	0	469	187	8,310	486	19,903	52,258		
10	4637	Building Inspector I (in lieu of Building Ins II)	Vice Alquin DA Ortaleza	JX-01	37,913	0	0	N/A	0	37,913	11,666	495	0	550	187	8,310	486	21,694	59,607		
11	4922	Customer Service Representative	Vice Clarissa F Guevara	HX-01	32,355	0	0	N/A	0	32,355	9,956	495	0	469	187	8,310	486	19,903	52,258		
12	4656	Customer Service Representative	vice Lea P Swigart, 11226	HX-07	40,443	0	0	N/A	0	40,443	12,444	495	0	586	187	4,801	342	18,855	59,298		
12	TOTAL VACANT POSITIONS FOR RECRUITMENT				---	\$ 480,277	\$ -	\$ -	\$ -	\$ -	\$ 480,277	\$ 147,782	\$ 5,940	\$ -	\$ 6,964	\$ 2,244	\$ 96,211	\$ 5,688	\$ 264,829	\$ 745,106	
23	GRAND TOTAL				---	\$1,022,706	\$0	\$0	---	\$2,070	\$1,024,776	\$315,325	\$11,385	\$0	\$14,860	\$4,301	\$196,229	\$9,718	\$527,129	\$1,551,905	

\* Night Differential / Hazardous / Worker's Compensation / etc.

\*\* Indicate "LTA" for Limited Term Appointment; "TEMP" for Temporary Appointment; "UNC" for Unclassified Appointment; "TDA" for Temporary Duty Assignment next to Position Title; and "TBD" for To Be Determined next to Position Number (where applicable).

1/ FY 2025 (Proposed) GovGuam contribution rate of 32.35% for the Government of Guam Retirement is subject to change.

2/ FY 2025 (Proposed) GovGuam contribution rate of \$19.01 (bi-weekly) for DDI is subject to change.

3/ FY 2025 (Proposed) GovGuam contribution rate of \$187 (per annum) for Life Insurance is subject to change.

For Information Only - Not part of the FY'25 Budget Request

Input by Department												
Special Pay Categories												
No.	Pos. No. / Section	(B) Position Title	(C) Name of Incumbent	(D) Holiday Pay	(E) (F) (G)			(H) (I)		(J) EMT Pay 15%	(K) Subtotal	
					1/ Night Differential Pay 10%	2/ Hazard 10%	3/ Hazard 8%	4/ Nurse Sunday Pay 1.5	5/ Nurse Pay 1.5			
1	205	Building Inspector II	Alquin DA Ortaleza, 10294	\$0	\$0	\$0	\$0	\$0	\$0	\$0	\$0	
2	4064	Building Inspection & Permits Administrator	Vice Randy P Romero	0	0	0	0	0	0	0	0	
3	4072	Building Inspector II	Rosario Q Roxas, 100000437	0	0	0	0	0	0	0	0	
4	4084	Building Inspector II	Taralyn S. Tellei, 10117	0	0	0	0	0	0	0	0	
5	4088	Building Inspector II	Walter G. Gray, 7801	0	0	0	0	0	0	0	0	
6	4092	Building Inspector II	Peter P. Quenga, 60181	0	0	0	0	0	0	0	0	
7	4545	Management Analyst IV	Erica A Taitano, 60150	0	0	0	0	0	0	0	0	
8	4553	Customer Service Supervisor	Clarissa F Guevara, 7159	0	0	0	0	0	0	0	0	
9	4634	Customer Service Representative	Cynthia C. Tudela, 38025	0	0	0	0	0	0	0	0	
###	4656	Customer Service Representative	vice Lea P Swigart, 11226	0	0	0	0	0	0	0	0	
9	TOTAL FILLED POSITIONS			\$0	\$0	\$0	\$0	\$0	\$0	\$0	\$0	
1	4076	Customer Service Representative (LTA)	Terrance J Borja	0	0	0	0	0	0	0	0	
2	TOTAL LIMITED TERM / TEMPORARY APPOINTMENTS			\$0	\$0	\$0	\$0	\$0	\$0	\$0	\$0	
11	TOTAL FILLED POSITIONS / LIMITED TERM / TEMPORARY APPOINTMENTS			\$0	\$0	\$0	\$0	\$0	\$0	\$0	\$0	
1	270	Building Inspector I (Open-Cont)	Vice Walter G Gray	0	0	0	0	0	0	0	0	
2	4064	Building Inspection & Permits Administrator	0	0	0	0	0	0	0	0	0	
3	4066	Building Inspector Supervisor	Vice Anthony MA Cruz	0	0	0	0	0	0	0	0	
4	4068	Records Mgmt Officer (in lieu of Office Aide)	#REF!	0	0	0	0	0	0	0	0	
5	4073	Building Inspector I	Vice Peter P Quenga	0	0	0	0	0	0	0	0	
6	4080	Engineer II (Civil)	#REF!	0	0	0	0	0	0	0	0	
7	4081	Building Inspector I	Vice Taralyn VC Santos	0	0	0	0	0	0	0	0	
8	4086	Building Inspector II (in lieu of Bldg Insp I)	Vice Paul Reyes	0	0	0	0	0	0	0	0	
9	4089	Building Inspector II (Open) (in lieu of Bldg Insp I)										
10	4125	Clerk I (LTA)	Vice Joseph F Ulloa	0	0	0	0	0	0	0	0	
11	4512	Customer Service Rep (in lieu of Clerk III)										
12	4561	Engineer III (Civil)										
13	4637	Building Inspector I (in lieu of Building Ins II)										
14	4922	Customer Service Representative										
15	5218	Engineer I (in lieu of SW Mgt Asst Supt)	Vice Jayshawna J Salas	0	0	0	0	0	0	0	0	
12	TOTAL VACANT POSITIONS FOR RECRUITMENT			\$0	\$0	\$0	\$0	\$0	\$0	\$0	\$0	
23	GRAND TOTAL			\$0	\$0	\$0	\$0	\$0	\$0	\$0	\$0	

Note that the Government has taken steps to ensure that any protected personal identifying information has been redacted or excluded in whole or in part in order to protect the privacy of any individual(s) whose information has been included as part of this transmittal.

Government of Guam  
Fiscal Year 2025  
Agency Staffing Pattern Summary  
Updated: 06/30/25

FUNCTIONAL AREA: General Government  
DEPARTMENT / AGENCY: Public Works (DPW)  
PROGRAM: Capital Improvement Projects (CIP), Division of Engineering - Licensed Professional Engineers  
FUND: DPW Building and Design Fee Account (BDF) Fund (Plan Checking, [REDACTED])

Section Legend: OCE Office of the Chief Engineer  
D&A Design and Analysis

Input by Department													Input by Department							
No	Pos No / Section	Position Title 1/	Name of Incumbent	Grade/ Step	Salary	Overtime	Special*	INCREMENT		Subtotal (E+F+G+I)	Retirement (J * 29.43%) 2/	Reire (DDI) (\$19.01 * 26PP) 3/	Benefits			Medical (Premium)	Dental (Premium)	Total Benefits (K thru Q)	(J + R) TOTAL	
								Date	Amount				Social Sec (6.2% * J)	Medicare (1.45% * J)	Life 4/					
1	4132	Chief Engineer, P.E. (UNCL)	Vice Zenon E Belanger 5/20/2022	S-18	\$152,395	\$0	\$0	N/A	\$0	\$152,395	\$44,850	\$495	\$0	\$2,210	\$187	\$8,310	\$486	\$56,538	\$208,933	
2	4671 D&A	Engineer Supervisor (Civil) P.E. (UNCL)	Vice Dionisio de Leon	P-10	\$2,933	\$0	\$0	N/A	\$0	\$2,933	\$27,350	\$95	\$0	\$1,348	\$187	\$8,310	\$486	\$38,176	\$131,099	
TOTAL FILLED POSITIONS											\$179,200	\$44,850	\$590	\$0	\$3,558	\$174	\$16,620	\$972	\$94,714	\$340,042

\* Night Differential / Hazardous / Workers Compensation / etc.  
\*\* Indicate "LTA" for Limited Term Appointment, "TEMP" for Temporary Appointment, "UNCL" for Unclassified Appointment, "TDA" for Temporary Duty Assignment next to Position Title; and "TBD" for To Be Determined next to Position Number (where appli-  
1/ FY2024 (Proposed) Gov Guam contribution rate of 29.55% for the Government of Guam Retirement is subject to change  
2/ FY2024 Gov Guam contribution rate of \$19.01 (bi-weekly) for Death and Disability Insurance (DDI)  
3/ FY2024 Gov Guam contribution rate of \$187 (per annum) for Life Insurance

Input by Department Special Pay Categories												
No	Position Number	Position Title	Name of Incumbent	Holiday Pay	Night Diff			Nurse Sun Pay 1.5	Nurse Pay 1.5	EMT Pay 15%	Subtotal (D+E+F+G+H+I+J)	
					1/	2/	3/					
1	4132	Chief Engineer, P.E. (UNCL)	Vice Zenon E Belanger 5/20/2022	0	0	0	0	0	0	0	0	
2	4671 D&A	Engineer Supervisor (Civil) P.E. (UNCL)	Vice Dionisio de Leon	0	0	0	0	0	0	0	0	
TOTAL VACANT POSITIONS FOR RECRUITMENT				0	0	0	0	0	0	0	0	

1/ 10% of regular rate of pay, applicable from 6pm - 6am, employee must work 4 consecutive hours after 6pm for entitlement of the pay.

FOR INFORMATION ONLY - NOT PART OF FY 25 BUDGET REQUEST

Note that the Legislature has taken steps to ensure that any protected personal identifying information that has been redacted or excluded in whole or in part in order to protect the privacy of any individual(s) whose information has been included as part of this transmittal.

Government of Guam  
Fiscal Year 2025  
Proposed  
Agency Staffing Pattern Summary  
Updated 09/30/2025

FUNCTIONAL AREA: General Government  
DEPARTMENT / AGENCY: Public Works  
PROGRAM: Office of Highway Safety  
FUND: Federal Funds- National Highway Traffic Safety Administration (NHTSA)

Section Legend:	AL	Alcohol and Other Drugs Countermeasures
PS-Ped. Safety	ITISIS	Islandwide Traffic Safety Information System
PT-Police Traffic	OP	Occupant Protection
	PA	Planning and Administration
	TRIMS	Traffic Records Information Management System

Input by Department											Input by Department									
(A)	(B)	(C)	(D)	(E)	(F)	(G)	(H)		(I)	(J)	(K)	(L)	(M)	(N)	(O)	(P)	(Q)	(R)	(S)	
No.	Pos. No. / Section	Position Title	Name of Incumbent	Grade/ Step	Salary	Overtime	Special*	INCREMENT		Subtotal (E+F+G+I)	Benefits					Medical (Premium)	Dental (Premium)	Total Benefits (K thru N)	(J + R) TOTAL	
								Date	Amt.		Retirement (J * 30.77%)	Retire (DDI) (\$19.01*26PP) 2	Social Sec (6.2% * J)	Medicare (1.45% * J)	Life 3/					
											0.3077			0.0145						
1	4004 / 1065	PC III (In lieu of MA IV)	Jane M. Almandres, 2468	NX-10	75,392	0	0	6/25/26	0	75,392	\$23,198	495	0	\$1,093	0	8,551	\$342	33,679	109,071	
2	4021 / 1098	PV II	Rosaline R Bersamin, 10183	MX-09	66,171	\$ -	\$ -	11/23/26	0	66,171	\$20,361	495	0	\$959	187	0	\$0	22,002	88,173	
3	4222 / 1065	Administrative Officer	Henry Loon Guerrero, 60890	LX-02	46,978	\$ -	\$ -	6/7/2025	593	78,508	\$24,157	495	\$ -	\$1,138	187	\$9,596	\$394	35,967	114,475	
4	4688 / 1065	PC II	Camille Quinata, 37693	MX-02	51,615			8/23/25	326	51,941	\$15,982	495	0	\$753	187	4,801	\$342	22,560	74,501	
5	4730 / 1065	PC II	Van Fulgar, 59755	MX-02	51,615			4/8/25	978	52,593	\$16,183	495	0	\$763	187	11,192	\$653	29,473	82,066	
5	<b>TOTAL FILLED POSITIONS</b>					\$291,771	\$0	\$0	0	\$1,897	\$324,605	\$99,881	\$2,475	\$0	\$4,706	\$748	\$34,140	\$1,731	\$143,681	\$468,286
1	204 / 1066	Administrative Assistant /PA (in lieu of PC I)	Vice Van N. Fulgar	JK-01	\$37,913	\$0	\$0	N/A	\$0	\$37,913	\$11,666	\$495	\$0	\$550	\$187	\$8,310	\$486	\$21,694	\$59,607	
2	4016 / 1066	PCIII (in lieu of PC II)	Vice Jane M. Almandres	NX-07	68,648	0	0	N/A	0	68,648	\$21,123	495	0	\$995	187	\$8,310	\$486	31,596	100,244	
3	4574 / 1065	Highway Safety Administrator, in lieu of PC IV	Vice Therese Matanane	QX-05	\$85,623	\$0	\$0	N/A	\$0	\$85,623	\$26,346	\$495	\$0	\$1,242	\$187	\$8,310	\$486	\$37,066	\$122,689	
0	4079	PC IV	Vice Michael Poblete	OX-08	0	0	0	N/A	0	0	\$0	495	0	\$0	0	\$0	\$0	0	0	
0	4222	Admin. Officer (In lieu of Storekeeper II)	Vice A. Muna	LX-02	\$0	\$0	\$0	0	\$0	\$0	\$0	\$495	\$0	\$0	\$0	\$0	\$0	\$495	\$495	
0	4574/OP/AL/ITSIS	Administrative Assistant (in lieu of Data Control Clerk II)	Vice Claire Meno	JX-01	0	\$ -	\$ -	N/A	\$ -	0	\$0	0	\$ -	\$0	0	\$0	\$0	0	60,801	
0	4688	Highway Safety Administrator, in lieu of PC IV	Vice Therese Matanane	QX-05	0	0	0	N/A	0	0	\$0	0	0	\$0	0	\$0	\$0	0	0	
3	<b>TOTAL VACANT POSITIONS FOR RECRUITMENT</b>					192,184	0	0	0	0	192,184	\$9,135	2,475	0	2,787	561	24,930	1,458	90,851	343,836
8	<b>TOTAL FTE/TEMP APPOINTMENT AND FUNDED VACANCY</b>					483,955	0	0	N/A	1,897	324,605	159,016	4,950	0	7,493	1,309	59,070	3,189	234,532	812,122

\* Night Differential / Hazardous / Worker's Compensation / etc.

\*\* Indicate "LTA" for Limited Term Appointment; "TEMP" for Temporary Appointment; "(UNC)" for Unclassified Appointment; "TDA" for Temporary Duty Assignment next to Position Title; and "TBD" for To Be Determined next to Position Number (where applicable).

1/ FY 2025 (Proposed) GovGuam contribution rate of 32.35% for the Government of Guam Retirement is subject to change

2/ FY 2025 (Proposed) GovGuam contribution rate of \$19.01 (bi-weekly) for DDI is subject to change.

3/ FY 2025 (Proposed) GovGuam contribution rate of \$187 (per annum) for Life Insurance is subject to change.

Input by Department	
Special Pay Categories	

Note that the Legislature has taken steps to ensure that any protected personal identifying information has been redacted or excluded in whole or in part in order to protect the privacy of any individual(s) whose information has been included as part of this transmittal.

Government of Guam  
Fiscal Year 2025  
Proposed

Agency Staffing Pattern Summary  
Updated 9/30/2025

No.	(A) Pos. No. / Section	(B) Position Title	(C) Name of Incumbent	(D) Holiday Pay	(E)	(F)	(G)	(H) Update 9/30/2025 (J)			(K) Subtotal (D+E+F+G+H+I+J)
					1/ Night Differential Pay 10%	2/ Hazard 10%	3/ Hazard 8%	4/ Nurse Sunday Pay 1.5	5/ Nurse Pay 1.5	6/ EMT Pay 15%	
1	4004/P&A/AL/PT/PS	PC III (In lieu of MA IV)	Jane M. Almandres, 2468								
2	4021	PC II in lieu of PC III	Rosaline R Bersamin, 10183								
3	4222	Admin. Officer (In lieu of Storekeeper II)	Henry Leon Guerrero								
4	4688	PC II	Camille Quinata, 37693								
5	4730	PC II	Van Fulgar (Vice M. Libria (SP 2005), 59755								
5	<b>TOTAL FILLED POSITIONS</b>			\$0	\$0	\$0	\$0	\$0	\$0	\$0	\$0
1	204/TRIMS	Administrative Assistant /PA (in lieu of PC I)	Vice Van N. Fulgar	0	0	0	0	0	0	0	0
1	4016	PC III (in lieu of PC IV)	Vice Michael Poblete								
1	4020/P&A/PS	PC I (in lieu of PC III)	Vice Camille Quinata								
1	4079	PC II	Vice Jane M Almandres								
1	4222	Admin. Officer (In lieu of Storekeeper II)	Vice A. Muna								
1	4574/OP/AL/ITSIS	PCIV	Vice Therese CD Matanane								
1	4688	PC II (in lieu Admin Asst)	Vice Claire Meno,		\$0	\$0	\$0	\$0	\$0	\$0	\$0
7	<b>TOTAL FUNDED VACANCIES FOR RECRUITMENT</b>										
11	<b>TOTAL FTE/TEMP APPOINTMENT AND FUNDED VACANCY</b>				\$0	\$0	\$0	\$0	\$0	\$0	\$0

1/ 10% of regular rate of pay, applicable from 6pm-6am, employee must work 4 consecutive hours after sign for enrollment of the pay

**FOR INFORMATION ONLY - Not part of the FY'25 Budget Request**

Note that the Legislature has taken steps to ensure that any protected personal identifying information has been redacted or excluded in whole or in part in order to protect the privacy of any individual(s) whose information has been included as part of this transmittal.

Government of Guam  
Fiscal Year 2025  
Agency Staffing Pattern Summary  
Updated: 09/30/25

FUNCTIONAL AREA: General Government  
DEPARTMENT / AGENCY: Public Works  
PROGRAM: Highways

Section Legen ADM	Administrative Support
HC	Highway Construction
ROW	Rights of Way
TM	Traffic Management

FUND: Federal Fund - Federal Highway Administration (FHWA) [Redacted] (Per OFB Request)

Input by Department											Input by Department									
(A)	(B)	(C)	(D)	(E)	(F)	(G)	(H)		(I)	(J)	(K)	(L)	(M)	(N)	(O)	(P)	(Q)	(R)	(S)	
No.	Pos. No. / Section	Position Title	Name of Incumbent	Grade/ Step	Salary	Overtime	Special*	INCREMENT		Subtotal	Benefits					Medical (Premium)	Dental (Premium)	Total Benefits (K thru Q)	(J + R) TOTAL	
								Date	Amt.		Retirement (J * 30.77%)	Retire (DDI) 19.01*26PP)	Social Sec (6.2% * J)	Medicare (1.45% * J)	Life 3/					
											0.3077									
1	202 / TM	Electrician Supervisor (in lieu of Planner II)	Peter E Beltran, 9935	LX-08	58,373	0	0	8/21/26	0	58,373	\$17,961	495	0	846	187	4,801	342	24,632	83,005	
2	209	Program Coordinator II	Francis TC Gumataotao, 25650	MX-03	53,571	0	0	6/19/26	0	53,571	\$16,484	495	0	777	187	8,551	342	26,836	80,407	
3	243 / ROW	Land Agent I	Elizabeth D Marzan, 7087	IX-09	46,419	0	0	3/1/26	0	46,419	\$14,283	495	0	673	187	8,551	342	24,531	70,950	
4	4010	Federal Program Administrator	Jose M Quinata, Jr., 4100	QX-11	104,510			1/22/27	0	104,510	\$32,158	495	0	1,515	187	11,192	653	46,200	150,710	
5	4011	Engineer II	Jose Ben Jr. G. Pujol, 60601	NX-03	59,159	0	0	12/6/25	0	59,159	\$18,203	495	0	858	187	13,493	404	33,640	92,799	
6	4140 / HC	Engineer Supervisor (in lieu of Engineer III)	Arce O. Fonbuena, 4537	PX-09	\$90,075	\$0	\$0	12/25/26	\$0	\$90,075	\$27,716	\$495	\$0	1,306	187	8,310	486	\$38,500	\$128,575	
7	4556 / ROW	Land Agent II	Karen N. Charfauros, 10125	KX-08	53,356	0	0	7/31/26	0	53,356	\$16,418	495	0	774	187	8,551	342	26,767	80,123	
8	4579 / TM	Engineer Supervisor	Romualdo C Domingo, 6563	PX-12	98,923	0	0	2/7/27	0	98,923	\$30,439	495	0	1,434	187	8,310	486	41,351	140,274	
9	4593 / TM	Electrician II	Remigio D Ringor, 10237	JX-08	48,894	0	0	8/14/26	0	48,894	\$15,045	495	0	709	187	21,918	653	39,007	87,901	
10	4614	Program Coordinator III	Joey A Manibusan, 25130	NX-02	56,999	0	0	6/25/26	0	56,999	\$17,539	495	0	826	187	8,551	342	27,940	84,939	
11	4618	Electronics Technician II	Gerone B Francisco, 10443	IX-04	39,004	0	0	5/30/26	0	39,004	\$12,002	495	0	566	187	11,192	653	25,095	64,099	
12	4624	Engineer Supervisor	Carmencita C Cortez, 2632	PX-08	87,305	0	0	10/10/26	0	87,305	\$26,864	495	0	1,266	187	8,310	486	37,608	124,913	
13	5043 / HPCC	Engineering Technician II	Peter D Esteban, 4220	JX-11	53,699	0	0	1/5/27	0	53,699	\$16,523	495	0	779	187	11,192	653	29,829	83,528	
14	5047	Program Coordinator IV	Kelly Escuadra, 7180	OX-08	78,508	0	0	10/21/26	0	78,508	\$24,157	495	0	1,138	187	11,192	653	37,822	116,330	
15	4582	Land Agent II	Franklin Gerard Fernandez, 10002354	KX-01	41,372	0	0	8/25/26	0	41,372	\$12,730	495	0	600	187	8,310	486	22,809	64,181	
15	<b>TOTAL FILLED POSITIONS</b>				<b>970,167</b>	<b>0</b>	<b>0</b>	<b>0</b>	<b>0</b>	<b>970,167</b>	<b>298,522</b>	<b>7,425</b>	<b>0</b>	<b>14,067</b>	<b>2,806</b>	<b>152,424</b>	<b>7,323</b>	<b>482,567</b>	<b>1,452,734</b>	
1	4087	Special Projects Coordinator (U ncl)	Matthew Andre P. Apelo, 60875	NX-01	54,918	0	0	N/A	0	54,918	\$16,898	495	0	796	187	21,918	653	40,947	95,865	
2	4118	Special Projects Coordinator in lieu of Engineer III (U ncl)	Dexter L. Aguon, 63115	NX-01	54,918	0	0	N/A	0	54,918	\$16,898	495	0	796	187	8,310	486	27,172	82,090	
3	4564	Special Project Coordinator (U ncl)	Ian Frank P. Wusstig, 38164	NX-01	54,918	0	0	N/A	0	54,918	\$16,898	495	0	796	187	4,801	342	23,519	78,437	
4	4571	Special Project Coordinator (U ncl)	Thomas Camacho, 60615	NX-01	54,918	0	0	N/A	0	54,918	\$16,898	495	0	796	187	4,801	342	23,519	78,437	
5	4736 / TDA-DOA	Special Projects Coordinator (U ncl)	James B Respico, 5294	NX-07	68,648	0	0	N/A	0	68,648	\$21,123	495	0	995	187	13,493	404	36,697	105,345	
6	4581	Special Projects Coordinator (U ncl)	Noah Peredo	NX-01	54,918	0	0	N/A	0	54,918	\$16,898	495	0	796	187	13,493	404	32,273	87,191	
6	<b>TOTAL LIMITED TERM APPOINTMENT/UNCLASSIFIED POSITIONS</b>				<b>343,238</b>	<b>0</b>	<b>0</b>	<b>0</b>	<b>0</b>	<b>343,238</b>	<b>105,613</b>	<b>2,970</b>	<b>0</b>	<b>4,975</b>	<b>1,122</b>	<b>66,816</b>	<b>2,631</b>	<b>184,127</b>	<b>527,365</b>	
21	<b>TOTAL FILLED POSITIONS &amp; LTA/UNCLASSIFIED POSITIONS</b>				<b>1,313,405</b>	<b>0</b>	<b>0</b>	<b>---</b>	<b>0</b>	<b>1,313,405</b>	<b>404,135</b>	<b>10,395</b>	<b>0</b>	<b>19,042</b>	<b>3,928</b>	<b>219,240</b>	<b>9,954</b>	<b>666,694</b>	<b>1,980,099</b>	

Note that the Legislature has taken steps to ensure that any protected personal identifying information has been redacted or excluded in whole or in part in order to protect the privacy of any individual(s) whose information has been included as part of this transmittal.

Government of Guam  
Fiscal Year 2025  
Agency Staffing Pattern Summary  
Updated: 09/30/25

Input by Department											Input by Department										
(A)	(B)	(C)	(D)	(E)	(F)	(G)	(H)	(I)	(J)	(K)	(L)	(M)	(N)	(O)	(P)	(Q)	(R)	(S)			
No.	Pos. No. / Section	Position Title	Name of Incumbent	Grade/ Step	Salary	Overtime	Special*	INCREMENT		Subtotal	Benefits					Medical (Premium)	Dental (Premium)	Total Benefits (K thru Q)	(J + R) TOTAL		
								Date	Amt.		Retirement (J * 30.77%)	Retire (DDI) 19.01*26PP	Social Sec (6.2% * J)	Medicare (1.45% * J)	Life 3/						
1	203	Program Coordinator II	Jacqueline Taitano	M-01	49,731	0	\$0	N/A	0	49,731	\$15,302	495	0	721	187	\$8,310	\$486	25,501	75,232		
2	207	Program Coordinator I	Joey A. Manibusan	K-01	41,372	0	0	N/A	0	41,372	\$12,730	495	0	600	187	\$8,310	\$486	22,808	64,180		
3	208	Program Coordinator I (TEMP)	vice Marlon R. Molinos, 11245	KX-01	41,372	0	0			41,372	\$12,730	495	0	600	187	4,801	342	19,155	60,527		
4	248	Special Projects Coordinator (Uncl)	Vice Francis T.C. Gumataotao	N-01	54,918	0	0	N/A	0	54,918	\$16,898	495	0	796	187	\$8,310	\$486	27,172	82,090		
5	4005	Chief Engineer	Vice P. Slagel	S-18	152,395	0	0	N/A	0	152,395	\$46,892	495	0	2,210	187	\$8,310	\$486	58,580	210,975		
6	4020	Program Coordinator IV (in lieu of PC I - OHS)	SP2023	N-07	68,648	0	0	N/A	0	68,648	\$21,123	495	0	995	187	\$8,310	\$486	31,596	100,244		
7	4122	Engineer II	SP94	N-12	80,251	0	0	N/A	0	80,251	\$24,693	495	0	1,164	187	\$8,310	\$486	35,335	115,586		
8	4123	Electrician	Vice Remigio D. Ringor	I-01	34,886	0	0	N/A	0	34,886	\$10,734	495	0	506	187	\$8,310	\$486	20,718	55,604		
9	4145	Electrician I	Vice Peter Beltran	I-01	34,886	0	0	N/A	0	34,886	\$10,734	495	0	506	187	\$8,310	\$486	20,718	55,604		
10	4438	Administrative Assistant	Vice Gloria Cordero	J-01	37,913	0	0	N/A	0	37,913	\$11,666	495	0	550	187	\$8,310	\$486	21,694	59,607		
11	4520	Engineer I	Vice Carol Rose M. Manuel	L-08	58,373	0	0	N/A	0	58,373	\$17,961	495	0	846	187	\$8,310	\$486	28,285	86,658		
12	4538	Special Projects Coordinator	Vice Marlon R. Molinos	N-01	54,918	0	0	N/A	0	54,918	\$16,898	495	0	796	187	\$8,310	\$486	27,172	82,090		
13	4525	Engineer II	SP94	N-12	80,251	0	0	N/A	0	80,251	\$24,693	495	0	1,164	187	\$8,310	\$486	35,335	115,586		
14	4558	MA IV (In lieu of Planning Tech II)	Vice Charles Baletto	O-06	73,315	0	0	N/A	0	73,315	\$22,559	495	0	1,063	187	\$8,310	\$486	33,100	106,415		
	4555	MA IV	Vice Jesus G. Duenas SP 2010																		
15	4569	Rights-Of-Way-Supervisor	Vice JoyJean Arceo	M-01	49,731	0	\$0	N/A	0	49,731	\$15,302	495	0	721	187	\$8,310	\$486	25,501	75,232		
16	4572	Engineer Supervisor	SP 96	P-01	67,696	0	0	N/A	0	67,696	\$20,830	495	0	982	187	\$8,310	\$486	31,290	98,986		
17	4573 / HC	Engineer III	Vice Crispin B Bensen	O-01	60,875	0	0	N/A	0	60,875	\$18,731	495	0	883	187	\$8,310	\$486	29,092	89,967		
0	4575	Land Agent II	Vacant	K-01	41,372	0	0	N/A	0	41,372	\$12,730	495	0	600	187	\$8,310	\$486	22,808	64,180		
18	4576 / ROW	Land Agent I	Vice Heidi Jeanette T. Carlos	I-07	43,608	0	0	N/A	0	43,608	\$13,418	495	0	632	187	\$8,310	\$486	23,528	67,136		
19	4578	ADA Coordinator(HRD23-066A)	Vice Land Agent III, Vacant	M-01	49,731	0	0	N/A	0	49,731	\$15,302	495	0	721	187	\$8,310	\$486	25,501	75,232		
20	4580	Land Agent III	Vacant	M-01	49,731	0	0	N/A	0	49,731	\$15,302	495	0	721	187	\$8,310	\$486	25,501	75,232		
21	4581	Program Coordinator I	Vice Planner I, SP 1999													\$8,310	\$486	8,796	8,796		
22	4614	Program Coordinator III (CS)	Vice James Mummert	N-02	56,999	0	0	N/A	0	56,999	\$17,539	495	0	826	187	\$8,310	\$486	27,843	84,842		
23	4622	Engineer Supervisor	Vice Isidro C Duarosan	P-01	67,696	0	0	N/A	0	67,696	\$20,830	495	0	982	187	\$8,310	\$486	31,290	98,986		
24	4663	Engineer I	Vice Jose Ben Jr. G. Pujol	L-01	45,262	0	0	N/A	0	45,262	\$13,927	495	0	656	187	\$8,310	\$486	24,061	69,323		
25	4667	Engineer Supervisor	SP94	P-01	67,696	0	0	N/A	0	67,696	\$20,830	495	0	982	187	\$8,310	\$486	31,290	98,986		
26	4684	Electrician I	Vacant	I-01	34,886	0	0	N/A	0	34,886	\$10,734	495	0	506	187	\$8,310	\$486	20,718	55,604		
27	4688	Program Coordinator IV	SP 2008	O-06	73,315	0	0	N/A	0	73,315	\$22,559	495	0	1,063	187	\$8,310	\$486	33,100	106,415		
28	4733	Program Coordinator II (FA)	SP2008	M-06	59,895	0	0	N/A	0	59,895	\$18,430	495	0	868	187	\$8,310	\$486	28,776	88,671		
29	4962	Engineer III	SP94	N-14	85,425	0	0	N/A	0	85,425	\$26,285	495	0	1,239	187	\$8,310	\$486	37,002	122,427		
30	5015	Electronics Technician II	SP2005	I-01	34,886	0	0	N/A	0	34,886	\$10,734	495	0	506	187	\$8,310	\$486	20,718	55,604		
31	5047	Program Coordinator IV (in lieu of Engineer II)	SP94	N-12	80,251	0	0	N/A	0	80,251	\$24,693	495	0	1,164	187	\$8,310	\$486	35,335	115,586		
32	TBD	Program Coordinator II (IT/PO)	To Be Established	M-04	0	0	0	N/A	0	0	\$0	0	0	0	0	\$8,310	\$486	8,796	8,796		
33	TBD	Program Coordinator I (FA)	To Be Established	K-10	56,795	0	0	N/A	0	56,795	\$17,476	495	0	824	187	\$8,310	\$486	27,778	84,573		
34	TBD	Program Coordinator I (DC)	To Be Established	K-06	49,827	0	0	N/A	0	49,827	\$15,332	495	0	722	187	\$8,310	\$486	25,532	75,359		
35	TBD	Biologist II	To Be Established	N-08	70,825	0	0	N/A	0	70,825	\$21,793	495	0	1,027	187	\$8,310	\$486	32,298	103,123		
36	TBD	Lab Manager	To Be Established	N-08	70,825	0	0	N/A	0	70,825	\$21,793	495	0	1,027	187	\$8,310	\$486	32,298	103,123		
37	TBD	Engineer I	To Be Established	N-10	75,392	0	0	N/A	0	75,392	\$23,198	495	0	1,093	187	\$8,310	\$486	33,769	109,161		
38	TBD	Engineer II	To Be Established	N-12	80,251	0	0	N/A	0	80,251	\$24,693	495	0	1,164	187	\$8,310	\$486	35,335	115,586		
39	TBD	Engineer II	To Be Established	N-12	80,251	0	0	N/A	0	80,251	\$24,693	495	0	1,164	187	\$8,310	\$486	35,335	115,586		
39	TOTAL VACANT POSITIONS FOR RECRUITMENT				0	2,316,450	0	0	0	0	2,316,450	712,767	18,810	0	33,590	7,106	\$28,891	\$486	1,120,460	3,436,910	
40	GRAND TOTAL					\$3,629,855	\$0	\$0	---	\$0	\$3,629,855	\$1,116,902	\$29,205	\$0	\$52,632	\$11,034	\$548,131	\$29,290	\$1,787,154	\$5,417,009	

Note that the Legislature has taken steps to ensure that any protected personal identifying information has been redacted or excluded in whole or in part in order to protect the privacy of any individual(s) whose information has been included as part of this transmittal.

Government of Guam  
Fiscal Year 2025  
Agency Staffing Pattern Summary

Updated: 09/30/25

\* Night Differential / Hazardous / Worker's Compensation / etc.

\*\* Indicate "LTA" for Limited Term Appointment; "TEMP" for Temporary Appointment; "(UNC)" for Unclassified Appointment; "TDA" for Temporary Duty Assignment next to Position Title; and "TBD" for To Be Determined next to Position Number (where applicable).

1/ FY 2025 (Proposed) GovGuam contribution rate of 32.35% for the Government of Guam Retirement is subject to change.

2/ FY 2025 GovGuam contribution rate of \$19.01 (bi-weekly) for Death and Disability Insurance (DDI).

3/ FY 2025 GovGuam contribution rate of \$187 (per annum) for Life Insurance.

TBD - Position number to be determined

Input by Department												
(A)	(B)	(C)	Special Pay Categories									(K)
			(D)	(E)	(F)	(G)	(H)	(I)	(J)	+E+F+G+H+(J)		
				1/ Night Differential Pay 10%	2/ Hazard 10%	3/ Hazard 8%	4/ Nurse Sunday Pay 1.5	5/ Nurse Pay 1.5	6/ EMT Pay 15%			
No.	Pos. No. / Section	Position Title	Name of Incumbent	Holiday Pay							Subtotal	
1	202 / TM	Electrician Supervisor (in lieu of Planner II)	Peter E. Beltran	0	0	0	0	0	0	0	0	
2	209	Program Coordinator II	Francis T.C. Gumataotao	0	0	0	0	0	0	0	0	
3	243 / ROW	Land Agent I	Elizabeth D. Marzan									
4	4010	Federal Program Administrator	Jose M. Quinata, Jr.									
5	4011	Engineer II	Jose Ben Jr. G. Pujol	0	0	0	0	0	0	0	0	
6	4140 / HC	Engineer Supervisor (in lieu of Engineer III)	Arce O. Fontbuena									
7	4556 / ROW	Land Agent II	Karen N. Charfauros									
8	4579 / TM	Engineer Supervisor	Romualdo C. Domingo	0	0	0	0	0	0	0	0	
9	4593 / TM	Electrician II	Remigio D. Ringor									
10	4614	Program Coordinator III	Joey A. Manibusan, 25130	0	0	0	0	0	0	0	0	
11	4618	Electronics Technician II	Gerone B. Francisco	0	0	0	0	0	0	0	0	
12	4624	Engineer III	Carmencita C. Cortez	0	0	0	0	0	0	0	0	
13	5043 / HPCC	Engineering Technician II	Peter D. Esteban	0	0	0	0	0	0	0	0	
14	5047	Program Coordinator IV	Kelly Escuadra, 7180	0	0	0	0	0	0	0	0	
15	4068	Data Entry Clerk II	Candice Tainatongo, 60634	0	0	0	0	0	0	0	0	
15	TOTAL FILLED POSITIONS											
1	4087	Special Projects Coordinator (Uncl)	Matthew Andre P. Apelo									
2	4118	Special Projects Coordinator in lieu of Engineer III (Uncl)	Dexter L. Aguon									
3	4538	Special Projects Coordinator	Marlon R. Molinas									
4	4564	Special Project Coordinator (Uncl)	Ian Frank P. Wustig									
5	4571	Special Project Coordinator (Uncl)	Thomas Camacho									
6	4736 / TDA-DOA	Special Projects Coordinator (Uncl)	James B. Respico									
7	4651	Special Projects Coordinator (Uncl)	Paul Ibanez, 10000907									
7	TOTAL LIMITED TERM APPOINTMENT/UNCLASSIFIED POSITIONS											
22	TOTAL FILLED POSITIONS & LTA/UNCLASSIFIED POSITIONS											
1	203	Program Coordinator II	Jacqueline Taitano									
2	207	Program Coordinator I	Joey A. Manibusan									
3	210	PC IV	Vice Victor Pangelinan									
4	248	Special Projects Coordinator (Uncl)	Vice Francis T.C. Gumataotao									
5	4005	Chief Engineer	Vice P. Slagel									
6	4020	Program Coordinator IV (in lieu of PC I - OHS)	SP2023									
7	4122	Engineer II	SP94									
8	4123	Electrician	Vice Remigio D. Ringor									
9	4145	Electrician I	Vice Peter Beltran									

Note that the Legislature has taken steps to ensure that any protected personal identifying information has been redacted or excluded in whole or in part in order to protect the privacy of any individual(s) whose information has been included as part of this transmittal.

Government of Guam  
 Fiscal Year 2025  
 Agency Staffing Pattern Summary  
 Updated: 09/30/25


10	4438	Administrative Assistant	Vice Gloria Cordero								
11	4520	Engineer I	Vice Carel Rose M. Manuel								
12	4538	Special Projects Coordinator	Vice Marlon R. Molinas								
13	4525	Engineer II	SP'94								
14	4558	MA IV (In lieu of Planning Tech II)	Vice Charles Baleto								
	4555	MA IV	Vice Jesus G. Duenas SP 2010								
15	4569	Rights-Of-Way-Supervisor	Vice JoyJean Arceo	0	0	0	0	0	0	0	0
16	4572	Engineer Supervisor	SP 96								
17	4573 / HC	Engineer III	Vice Crispin B Bensen								
18	4575	Land Agent II	Vacant								
19	4576 / ROW	Land Agent I	Vice Heidi Jeanette T. Carlos								
20	4578	ADA Coordinator(HRD23-066A)	Vice Land Agent III, Vacant								
21	4580	Land Agent III	Vacant								
22	4581	Program Coordinator I	Vice Planner I, SP 1999								
23	4614	Program Coordinator III (CS)	Vice James Mummert								
24	4622	Engineer Supervisor	Vice Isidro C Duarosan								
25	4663	Engineer I	Vice Jose Ben Jr. G. Pujol								
26	4667	Engineer Supervisor	SP'94								
27	4684	Electrician I	Vacant								
28	4688	Program Coordinator IV (FA Sup)	SP 2008								
29	4733	Program Coordinator II (FA)	SP2008	0	0	0	0	0	0	0	0
30	4962	Engineer III	SP'94								
31	5015	Electronics Technician II	SP2005								
32	5047	Program Coordinator IV (in lieu of Engineer II)	SP'94								
33	TBD	Program Coordinator II (IT/PO)	To Be Established								
34	TBD	Program Coordinator I (FA)	To Be Established								
35	TBD	Program Coordinator I (DC)	To Be Established								
36	TBD	Biologist II	To Be Established								
37	TBD	Lab Manager	To Be Established								
38	TBD	Engineer I	To Be Established								
39	TBD	Engineer II	To Be Established								
40	TBD	Engineer II	To Be Established								
40	TOTAL VACANT POSITIONS FOR RECRUITMENT			0	0	0	0	0	0	0	0
62	GRAND TOTAL			0	0	0	0	0	0	0	0

1/ 10% of regular rate of pay, applicable from 6pm - 6am, employee must work 4 consecutive hours after 6pm for entitlement of the pay

FOR INFORMATION ONLY - Not part of the FY'25 Budget Request

Note that the Legislature has taken steps to ensure that any protected personal identifying information has been redacted or excluded in whole or in part in order to protect the privacy of any individual(s) whose information has been included as part of this transmittal.

Government of Guam  
Fiscal Year 2026  
Agency Staffing Pattern Summary  
Updated: 12/31/2025

I ATTEST THAT THE INFORMATION CONTAINED HEREIN IS TRUE AND CORRECT:  
  
VINCENT P. ARRIOLA, DIRECTOR, DPW  
DATE: 02 FEB 2026

FUNCTIONAL AREA: General Government  
DEPARTMENT / AGENCY: Public Works  
PROGRAM: Summary  
FUND: Summary

Input by Department													Input by Department				
(A)	(B)	(C)	(D)	(E)	(F)	(G)	(H)	(J)	(K)	(L)	(M)	(N)	(O)	(P)	(Q)	(R)	(S)
Fund	Program Title	No. of FTE's	Salary	Overtime	Special*	Increment Amt.	(E+F+G+I) Subtotal	Retirement (F * 33.85%)	Retro (DD1) (\$19.01*26PP)	Benefits Social Sec (6.2% * J)	Medicare (1.45% * F)	Life (1)	Medical (Premium)	Dental (Premium)	Total Benefits (K thru Q)	(I + R) TOTAL	
<b>GENERAL FUND (GF)</b>																	
Administrative Services (ADM)	Filled Positions	14	572,139	17,986	61,436	13,250	664,811	225,040	6,930	0	9,641	2,618	117,682	3,845	365,756	1,030,567	
	Funded Vacancies	0	0	0	0	0	0	0	0	0	0	0	0	0	0	423,288	
	<b>Total ADMINISTRATIVE SERVICES</b>	<b>14</b>	<b>572,139</b>	<b>17,986</b>	<b>61,436</b>	<b>13,250</b>	<b>664,811</b>	<b>225,040</b>	<b>6,930</b>	<b>0</b>	<b>9,641</b>	<b>2,618</b>	<b>117,682</b>	<b>3,845</b>	<b>365,756</b>	<b>1,453,855</b>	
Capital Improvement Projects (CIP)	Filled Positions	5	436,312	0	0	2,678	438,990	148,599	2,475	0	6,366	935	99,448	2,787	220,610	659,600	
	Funded Vacancies	6	298,517	0	0	0	298,517	101,047	2,970	0	4,328	1,122	43,290	3,324	156,081	454,598	
	<b>Total CAPITAL IMPROV PROJ</b>	<b>11</b>	<b>734,829</b>	<b>0</b>	<b>0</b>	<b>2,678</b>	<b>737,507</b>	<b>249,646</b>	<b>5,445</b>	<b>0</b>	<b>10,694</b>	<b>2,057</b>	<b>102,738</b>	<b>6,111</b>	<b>376,691</b>	<b>1,114,198</b>	
Transportation Maint Div (TM)	Filled Positions	18	812,968	50,695	25,620	10,101	899,384	303,801	8,415	0	13,041	3,179	180,157	6,828	515,421	1,414,805	
	Funded Vacancies	5	215,449	0	0	0	215,449	72,929	2,475	0	3,185	935	37,411	2,558	119,493	334,942	
	<b>Total TRANS. MAINT DIV</b>	<b>23</b>	<b>1,028,417</b>	<b>50,695</b>	<b>25,620</b>	<b>10,101</b>	<b>1,114,833</b>	<b>376,730</b>	<b>10,890</b>	<b>0</b>	<b>16,226</b>	<b>4,114</b>	<b>217,568</b>	<b>9,386</b>	<b>634,914</b>	<b>1,749,747</b>	
	<b>TOTAL GF - Filled Positions</b>	<b>37</b>	<b>181,419</b>	<b>68,681</b>	<b>87,056</b>	<b>26,029</b>	<b>2,003,185</b>	<b>677,440</b>	<b>17,820</b>	<b>0</b>	<b>29,048</b>	<b>6,732</b>	<b>357,287</b>	<b>13,460</b>	<b>1,101,787</b>	<b>3,104,972</b>	
	<b>TOTAL GF FUNDED VACANCIES</b>	<b>11</b>	<b>513,966</b>	<b>0</b>	<b>0</b>	<b>0</b>	<b>513,966</b>	<b>173,976</b>	<b>5,445</b>	<b>0</b>	<b>7,513</b>	<b>2,057</b>	<b>80,701</b>	<b>5,882</b>	<b>275,574</b>	<b>1,212,828</b>	
	<b>TOTAL - GENERAL FUND</b>	<b>48</b>	<b>2,335,385</b>	<b>68,681</b>	<b>87,056</b>	<b>26,029</b>	<b>2,517,151</b>	<b>851,416</b>	<b>23,265</b>	<b>0</b>	<b>36,561</b>	<b>8,789</b>	<b>437,988</b>	<b>19,342</b>	<b>1,377,361</b>	<b>4,317,800</b>	
<b>GUAM HIGHWAY FUND (GHF)</b>																	
Administrative Services (ADM)	Filled Positions	4	373,730	0	0	0	373,730	126,507	990	0	5,419	748	33,907	1,212	168,783	542,513	
	Funded Vacancies	0	0	0	0	0	0	0	0	0	0	0	0	0	0	0	
	<b>Total ADMINISTRATIVE SERVICES</b>	<b>4</b>	<b>373,730</b>	<b>0</b>	<b>0</b>	<b>0</b>	<b>373,730</b>	<b>126,507</b>	<b>990</b>	<b>0</b>	<b>5,419</b>	<b>748</b>	<b>33,907</b>	<b>1,212</b>	<b>168,783</b>	<b>542,513</b>	
Bldg Constr & Facilities Maint (BCFM)	Filled Positions	8	335,786	9,553	0	4,410	349,749	118,789	3,465	0	5,072	1,496	48,037	1,026	177,485	527,234	
	Funded Vacancies	8	282,406	0	0	0	282,406	93,729	3,960	0	4,095	1,496	57,720	4,432	165,432	447,838	
	<b>Total BLDG CONSTR &amp; FACIL MAINT</b>	<b>16</b>	<b>618,192</b>	<b>9,553</b>	<b>0</b>	<b>4,410</b>	<b>632,155</b>	<b>212,518</b>	<b>7,425</b>	<b>0</b>	<b>9,167</b>	<b>2,992</b>	<b>105,757</b>	<b>5,458</b>	<b>342,917</b>	<b>975,072</b>	
Highways (HWY)	Filled Positions	46	32,355	467	24	0	32,846	11,118	495	0	476	187	8,150	373	30,799	2,739,273	
	Funded Vacancies	23	29,164	0	0	0	29,164	9,872	495	0	423	187	7,215	554	18,746	1,115,401	
	<b>Total HIGHWAY DIVISION</b>	<b>69</b>	<b>61,519</b>	<b>467</b>	<b>24</b>	<b>0</b>	<b>62,010</b>	<b>20,990</b>	<b>990</b>	<b>0</b>	<b>899</b>	<b>374</b>	<b>15,365</b>	<b>927</b>	<b>39,545</b>	<b>3,854,674</b>	
	<b>TOTAL GHF - Filled Positions</b>	<b>58</b>	<b>741,871</b>	<b>10,020</b>	<b>24</b>	<b>4,410</b>	<b>756,325</b>	<b>256,014</b>	<b>4,950</b>	<b>0</b>	<b>10,967</b>	<b>2,431</b>	<b>90,094</b>	<b>2,611</b>	<b>367,067</b>	<b>3,808,970</b>	
	<b>TOTAL GHF - Funded Vacancies</b>	<b>31</b>	<b>311,570</b>	<b>0</b>	<b>0</b>	<b>0</b>	<b>311,570</b>	<b>103,601</b>	<b>4,455</b>	<b>0</b>	<b>4,518</b>	<b>1,683</b>	<b>64,935</b>	<b>4,986</b>	<b>184,178</b>	<b>1,563,239</b>	
	<b>TOTAL - GUAM HIGHWAY FUND</b>	<b>89</b>	<b>1,053,441</b>	<b>10,020</b>	<b>24</b>	<b>4,410</b>	<b>1,067,895</b>	<b>359,615</b>	<b>9,405</b>	<b>0</b>	<b>15,485</b>	<b>4,114</b>	<b>155,029</b>	<b>7,597</b>	<b>551,245</b>	<b>5,372,209</b>	
<b>GRAND TOTAL - GENERAL FUND (GF) AND GUAM HIGHWAY FUND (GHF)</b>																	
	Filled Positions - GF+GHF	95	2,563,290	78,701	87,080	30,439	2,759,510	933,454	22,770	0	40,015	9,163	447,381	16,071	1,468,854	6,913,942	
	Funded Vacancies - GF+GHF	42	825,536	0	0	0	825,536	277,577	9,900	0	12,031	3,740	145,636	10,868	459,752	2,776,067	
	<b>TOTAL - GHF</b>	<b>137</b>	<b>3,388,826</b>	<b>78,701</b>	<b>87,080</b>	<b>30,439</b>	<b>3,585,046</b>	<b>1,211,031</b>	<b>32,670</b>	<b>0</b>	<b>52,046</b>	<b>12,903</b>	<b>593,017</b>	<b>26,939</b>	<b>1,928,606</b>	<b>9,690,009</b>	
<b>TERRITORIAL EDUCATION FACILITIES FUND (TEFF)</b>																	
Bus Operations (BO)	Filled Positions	91	37,913	0	205	0	38,118	12,903	495	0	553	187	7,215	554	21,907	6,346,313	
	Funded Vacancies	19	472	0	0	0	472	0	0	0	0	0	0	0	0	1,046,003	
	<b>Total BUS OPERATIONS-(TEFF)</b>	<b>110</b>	<b>38,385</b>	<b>0</b>	<b>205</b>	<b>0</b>	<b>38,118</b>	<b>13,375</b>	<b>495</b>	<b>0</b>	<b>553</b>	<b>187</b>	<b>7,215</b>	<b>554</b>	<b>21,907</b>	<b>7,392,316</b>	
	<b>TOTAL TEFF - Filled Positions</b>	<b>91</b>	<b>37,913</b>	<b>0</b>	<b>205</b>	<b>0</b>	<b>38,118</b>	<b>12,903</b>	<b>495</b>	<b>0</b>	<b>553</b>	<b>187</b>	<b>7,215</b>	<b>554</b>	<b>21,907</b>	<b>6,346,313</b>	
	<b>TOTAL TEFF - Funded Vacancies</b>	<b>2</b>	<b>472</b>	<b>0</b>	<b>0</b>	<b>0</b>	<b>472</b>	<b>0</b>	<b>0</b>	<b>0</b>	<b>0</b>	<b>0</b>	<b>0</b>	<b>0</b>	<b>0</b>	<b>1,046,003</b>	
	<b>TOTAL - TEFF</b>	<b>93</b>	<b>38,385</b>	<b>0</b>	<b>205</b>	<b>0</b>	<b>38,118</b>	<b>13,375</b>	<b>495</b>	<b>0</b>	<b>553</b>	<b>187</b>	<b>7,215</b>	<b>554</b>	<b>21,907</b>	<b>7,392,316</b>	
<b>DPW BUILDING AND DESIGN FUND (DPWBDF)</b>																	
	TOTAL CIP BP&I - Filled Positions	11	551,167	0	0	10,937	544,245	190,272	5,445	0	8,150	2,057	75,329	4,092	283,345	847,449	
	TOTAL CIP BP&I - Funded Vacancies	15	613,382	0	0	0	613,382	207,629	7,425	0	8,895	2,805	108,225	8,310	343,289	956,671	
	<b>Total - CIP BLDG &amp; DSGN FUND</b>	<b>26</b>	<b>1,164,549</b>	<b>0</b>	<b>0</b>	<b>10,937</b>	<b>1,157,627</b>	<b>397,901</b>	<b>12,870</b>	<b>0</b>	<b>17,045</b>	<b>4,862</b>	<b>183,554</b>	<b>12,402</b>	<b>626,634</b>	<b>1,804,120</b>	
	DPW 25% BLDG PERMIT FEE - Filled Positions	0	0	0	0	0	0	0	0	0	0	0	0	0	0	0	

Note that the Legislature has taken steps to ensure that any protected personal identifying information has been redacted or excluded in whole or in part in order to protect the privacy of any individual(s) whose information has been included as part of this transmittal.

Government of Guam  
Fiscal Year 2026  
Agency Staffing Pattern Summary  
Updated: 12/31/2025

DPW 25% BLDG PERMIT FEE- Funded Vacancies	2	245,328	0	0	0	245,328	83,044	990	0	3,558	374	14,430	1,108	103,504	348,832
<b>Total - DPW 25% BLDG PERMIT FEE</b>	<b>2</b>	<b>245,328</b>	<b>0</b>	<b>0</b>	<b>0</b>	<b>245,328</b>	<b>83,044</b>	<b>990</b>	<b>0</b>	<b>3,558</b>	<b>374</b>	<b>14,430</b>	<b>1,108</b>	<b>103,504</b>	<b>348,832</b>
TOTAL CIP BP&I & 25% BPF - Filled Positions	11	551,167	0	0	10,937	544,245	190,272	5,445	0	8,150	2,057	75,329	4,092	285,245	847,449
TOTAL CIP BP&I & 25% BPF - Funded Vacancies	17	858,710	0	0	0	858,710	290,673	8,415	0	12,453	3,179	122,655	9,418	446,793	1,305,503
<b>Total - CIP BLDG &amp; DSGN FUND &amp; 25% BPF</b>	<b>28</b>	<b>1,409,877</b>	<b>0</b>	<b>0</b>	<b>10,937</b>	<b>1,428,375</b>	<b>480,945</b>	<b>13,860</b>	<b>0</b>	<b>20,603</b>	<b>5,236</b>	<b>197,984</b>	<b>13,510</b>	<b>732,138</b>	<b>2,152,952</b>

Fund	Program Title	No. of FTE's	Salary	Overtime	Special*	Increment Amt.	(E+F+G+I) Subtotal	Benefits						Total Benefits (K thru Q)	(J+R) TOTAL	
								Retirement (F * 30.77%)	Retire (DD1) (\$19.01*26PP)	Social Sec (6.2% * J)	Medicare (1.45% * F)	Life (I)	Medical (Premium)			Dental (Premium)
<b>FEDERAL FUND</b>																
Office of Highway Safety (OHS)	Filled Positions	5	295,825	0	0	3,920	299,745	113,443	2,475	0	4,861	935	30,367	2,234	142,942	444,495
	Funded Vacancies	3	177,467	0	0	0	177,467	60,073	1,485	0	2,969	561	21,645	1,662	88,395	326,663
	<b>Total OHS</b>	<b>8</b>	<b>473,292</b>	<b>0</b>	<b>0</b>	<b>3,920</b>	<b>477,212</b>	<b>173,516</b>	<b>3,960</b>	<b>0</b>	<b>7,830</b>	<b>1,496</b>	<b>52,012</b>	<b>3,896</b>	<b>231,337</b>	<b>771,158</b>
Federal Highway Administration (FHWA)	Filled Positions	21	1,313,691	17,352	0	3,976	1,335,019	451,905	10,395	0	19,356	3,928	222,122	10,121	717,827	2,052,846
	Funded Vacancies	5	323,459	0	0	0	323,459	109,490	2,970	0	4,691	1,122	40,876	3,112	162,261	485,720
	<b>Total FHWA</b>	<b>26</b>	<b>1,637,150</b>	<b>17,352</b>	<b>0</b>	<b>3,976</b>	<b>1,658,478</b>	<b>561,395</b>	<b>13,365</b>	<b>0</b>	<b>24,047</b>	<b>5,050</b>	<b>262,998</b>	<b>13,233</b>	<b>880,088</b>	<b>2,538,566</b>
Division of Highways (HWY) - 101	Filled Positions	2	123,566	0	0	0	123,566	41,827	0	0	1,791	0	14,430	1,108	59,156	182,722
	Funded Vacancies	0	69,687	0	0	0	69,687	23,589	0	0	1,011	0	28,860	2,216	55,676	125,363
	<b>Total HWY-101</b>	<b>2</b>	<b>193,253</b>	<b>0</b>	<b>0</b>	<b>0</b>	<b>193,253</b>	<b>65,416</b>	<b>0</b>	<b>0</b>	<b>2,802</b>	<b>0</b>	<b>43,290</b>	<b>3,324</b>	<b>114,832</b>	<b>308,085</b>
	<b>TOTAL FEDERAL - Filled Positions</b>	<b>28</b>	<b>1,733,082</b>	<b>17,352</b>	<b>-</b>	<b>7,896</b>	<b>1,758,330</b>	<b>607,175</b>	<b>12,870</b>	<b>-</b>	<b>26,008</b>	<b>4,863</b>	<b>266,919</b>	<b>13,463</b>	<b>919,925</b>	<b>2,680,063</b>
	<b>TOTAL FEDERAL - Funded Vacancies</b>	<b>8</b>	<b>570,613</b>	<b>-</b>	<b>-</b>	<b>-</b>	<b>570,613</b>	<b>193,152</b>	<b>4,455</b>	<b>-</b>	<b>8,671</b>	<b>1,683</b>	<b>91,381</b>	<b>6,990</b>	<b>306,332</b>	<b>937,746</b>
	<b>TOTAL - FEDERAL</b>	<b>36</b>	<b>2,303,695</b>	<b>17,352</b>	<b>0</b>	<b>7,896</b>	<b>2,328,943</b>	<b>800,327</b>	<b>17,325</b>	<b>0</b>	<b>34,679</b>	<b>6,546</b>	<b>358,300</b>	<b>20,453</b>	<b>1,226,257</b>	<b>3,617,809</b>
<b>GRAND TOTAL - ALL FUNDS</b>																
	<b>Filled Positions - ALL FUNDS</b>	<b>225</b>	<b>4,885,452</b>	<b>156,591</b>	<b>118,477</b>	<b>49,272</b>	<b>11,679,914</b>	<b>1,743,804</b>	<b>41,580</b>	<b>-</b>	<b>74,726</b>	<b>16,270</b>	<b>796,844</b>	<b>34,180</b>	<b>2,696,031</b>	<b>16,787,767</b>
	<b>Funded Vacancies - ALL FUNDS</b>	<b>69</b>	<b>2,255,331</b>	<b>-</b>	<b>-</b>	<b>-</b>	<b>2,254,859</b>	<b>761,874</b>	<b>22,770</b>	<b>-</b>	<b>33,155</b>	<b>8,602</b>	<b>359,672</b>	<b>27,276</b>	<b>1,212,877</b>	<b>6,065,319</b>
	<b>TOTAL - ALL FUNDS</b>	<b>294</b>	<b>7,140,783</b>	<b>180,678</b>	<b>132,986</b>	<b>49,272</b>	<b>14,696,209</b>	<b>2,505,678</b>	<b>64,350</b>	<b>0</b>	<b>107,881</b>	<b>24,872</b>	<b>1,156,516</b>	<b>61,456</b>	<b>3,908,908</b>	<b>22,853,086</b>
	<b>GRAND TOTAL</b>	<b>294</b>	<b>7,140,783</b>	<b>180,678</b>	<b>132,986</b>	<b>49,272</b>	<b>14,696,209</b>	<b>2,505,678</b>	<b>64,350</b>	<b>0</b>	<b>107,881</b>	<b>24,872</b>	<b>1,156,516</b>	<b>61,456</b>	<b>3,908,908</b>	<b>22,853,086</b>

Government of Guam  
Fiscal Year 2026  
Agency Staffing Pattern Summary  
Updated: 12/31/2025

FUNCTIONAL AREA: General Government  
DEPARTMENT / AGENCY: Public Works  
PROGRAM: Administrative Services Division  
FUND: General Fund: [REDACTED]

Section Legend: DO	Director's Office	PC	Property Control
FM	Fiscal Management	WHS	Supply Warehouse
HR	Human Resources	S&S	Safety & Security
RP&I	Research, Programming & Implementation		

Input by Department											Input by Department									
No.	(A) Pos. No. / Section	(B) Position Title	(C) Name of Incumbent	(D) Grade/ Step	(E) Salary	(F) Overtime	(G) Special*	(H) INCREMENT		(J) (E+F+G+I) Subtotal	Benefits					(R) Total Benefits (K thru N)	(S) (J + R) TOTAL			
								Date	Amt.		(K) Retirement (J * 33.85%) 1/	(L) Retire (DDI) (\$19.01 * 26PP) 2/	(M) Social Sec. (6.2% * J)	(N) Medicare (1.45% * J)	(O) Life 3/			(P) Medical (Premium)	(Q) Dental (Premium)	
1	4440 / FM	Program Coordinator II in lieu of MA II	Heidi Carlos, 10033	MX-07	62,163	0	\$2,391	03/07/27	0	64,554	\$21,852	495	0	\$936	187	\$11,192	0	\$34,662	\$99,216	
2	4019	Program Coordinator I	Kevan C Galvez, 1000617	KX-01	41,372	0	\$1,591	11/25/25	1,437	\$44,400	\$15,029	495	0	\$644	187	\$8,310	\$0	\$24,665	\$69,065	
3	4036	Safety Administrator In lieu Safety Inspector Supv	Benny RS San Nicolas, 60458	NX-02	56,999	0	\$2,192	04/21/26	1,041	60,232	\$20,389	495	0	\$873	187	\$8,551	\$342	\$30,837	\$91,069	
4	4052 / PC	Property Control Officer	Christine B Babauta, 3214	H-14	50,328	844	\$1,936	03/14/26	931	\$54,039	\$18,292	495	0	\$784	187	\$4,801	\$342	\$24,901	\$78,940	
5	4085 / S&S	Safety Inspector I	Wylie J Comoda, 63195	HX-02	33,581	2,464	\$6,992	10/20/26	0	43,037	\$14,568	495	0	\$624	187	\$8,310	\$0	\$24,184	\$67,221	
6	4224 / S&S	Guard	Brady S Gatchalian, 8225	EL-21-12	44,212	2,464	\$6,733	04/26/26	1,548	\$54,957	\$18,603	495	0	\$797	187	\$4,801	\$342	\$25,225	\$80,182	
7	4298	Supply Clerk	Kurt SC Rosario, 10204	E-08	33,192	1,643	\$4,635	04/26/26	526	39,996	\$13,539	495	0	\$580	187	\$4,801	\$342	\$19,944	\$59,940	
8	4363 / S&S	Guard / S&S	Maryjo Hemenway, 63241	EL21-02	29,235	1,687	\$5,545	12/18/25	1,720	38,187	\$12,926	495	0	\$554	187	\$21,918	\$653	\$36,733	\$74,920	
9	4649	Guard / S&S	Wilbur R. Almeida, 7586	EL-21-02	29,235	1,198	\$4,443	05/12/26	1,720	36,596	\$12,388	495	0	\$531	187	\$8,551	\$0	\$22,152	\$58,748	
10	4685	Guard Supervisor	Scott San Nicolas, 37659	GL-21-02	32,863	1,896	\$4,188	06/17/26	1,935	40,882	\$13,839	495	0	\$593	187	\$4,801	\$342	\$20,257	\$61,139	
11	4674 / WHS	Inventory Mngt Officer	Julio K. Kepwe, 38010	JX-06	45,661	734	\$4,680	08/06/25	278	\$51,353	\$17,383	495	0	\$745	187	\$4,801	\$342	\$23,953	\$75,306	
12	4848 / WHS	Storekeeper II	Vincent R. Mantanona, 22568	IX-04	39,004	1,088	\$4,786	04/07/26	740	\$45,618	\$15,442	495	0	\$661	187	\$4,801	\$394	\$21,980	\$67,598	
13	4978 / S&S	Guard / S&S	Antoinette M S Benavente, 25016	EL-21-07	37,147	1,984	\$5,995	12/17/26	1,374	\$46,500	\$15,740	495	0	\$674	187	\$13,493	\$404	\$30,993	\$77,493	
14	5222 / S&S	Guard	Manny Bermudes, 10545	EL-21-07	37,147	1,984	\$5,329	01/01/27	0	\$44,460	\$15,050	495	0	\$645	187	\$8,551	\$342	\$25,270	\$69,730	
14	<b>TOTAL FILLED POSITIONS</b>				---	\$572,139	\$17,986	\$61,436	---	\$13,250	\$664,811	\$225,040	\$6,930	\$0	\$9,641	\$2,618	\$117,682	\$3,845	\$365,756	\$1,030,567

0	<b>TOTAL LIMITED TERM APPOINTMENTS</b>				---	\$0	\$0	\$0	---	\$0	\$0	\$0	\$0	\$0	\$0	\$0	\$0	\$0	\$0	\$0
14	<b>TOTAL FILLED POSITIONS / LIMITED TERM / TEMPORARY APPOINTMENTS</b>				---	\$572,139	\$17,986	\$61,436	---	\$13,250	\$664,811	\$225,040	\$6,930	\$0	\$9,641	\$2,618	\$117,682	\$3,845	\$365,756	\$1,030,567

FY 2025 VACANT POSITIONS from DOA Recruitment / RESIGNATIONS/PROMOTIONS/RETIREMENTS/TERM																			
1	4287	Supply Supervisor in lieu of Admin Srvc Ofer	SP 1996 Vacant	LX-01	27,854	0	\$0	N	0	27,854	\$9,428	0	0	\$404	187	\$7,215	\$554	\$17,788	\$45,642
2	4440 / FM	PCII in lieu of MA II (in lieu of Comp Sys Analyst	Vice D Rivera (SP 2009)	MX-01	34,429	0	\$0	N/A	0	34,429	\$11,654	0	0	\$499	187	\$7,215	\$554	\$20,109	\$54,538
3	4655 / FM	Messenger Clerk in lieu of Bldg. Custodian	Vice Dolores C Mendiola	DX-01	16,082	0	\$0	N/A	0	16,082	\$5,444	0	0	\$233	187	\$7,215	\$554	\$13,633	\$29,715
4	4205 / FM	Program Coordinator II in lieu of Admin Asst	vice Rosely A Cruz, 3262	MX-01	34,429	0	\$0	N/A	0	34,429	\$11,654	0	0	\$499	187	\$7,215	\$554	\$20,109	\$54,538
5	4024 / FM	Program Coordinator II	vice Heidi JT Carlos, 10033	MX-01	34,429	0	\$0	N/A	0	34,429	\$11,654	0	0	\$499	187	\$7,215	\$554	\$20,109	\$54,538
6	4902 / S&S	Guard	vice Nathan Perez	EL-21-01	21,166	0	\$0	N/A	0	21,166	\$7,165	0	0	\$307	187	\$7,215	\$554	\$15,428	\$36,594
7	4902 / S&S	Guard / S&S	Vice Peter Jerome J. Mesa	EL-21-01	21,166	0	\$0	N/A	0	21,166	\$7,165	0	0	\$307	187	\$7,215	\$554	\$15,428	\$36,594
8	5044 S&S	Safety Inspector I/LTA	Diamantino Conceicao, 1202	H-01	32,355	0	\$0	N/A	0	32,355	\$10,952	0	0	\$469	187	\$7,215	\$554	\$19,377	\$51,732
9	5226	MA III (In lieu of MA IV)	Vice L. Olnagan	N-01	38,020	0	\$0	N/A	0	38,020	\$12,870	0	0	\$551	187	\$7,215	\$554	\$21,377	\$59,397

FY 26 funding																			
4147 / RPDP	Funding in lieu of MA IV (in lieu of Eng III) certified in the amount of \$90,320 for salaries and benefits for a Supply Supervisor and Program		vice Maria G Duarte, 6568	OX-10	0	0	\$0	N/A	0	0	\$0	0	0	\$0	0	\$0	\$0	\$0	\$0
/ FM	Program Coordinator III	Vice Marilyn Q Reyes	N-01	0	0	\$0	N/A	0	0	0	\$0	0	0	\$0	0	\$0	\$0	\$0	\$0
4134	Buyer Supervisor I	Vice SP 1996	J-01	0	0	\$0	N/A	0	0	0	\$0	0	0	\$0	0	\$0	\$0	\$0	\$0
4002	Bldg. Custodian I/LTA	vice Dolores Mendiola, 10000	C-01	0	0	\$0	N/A	0	0	0	\$0	0	0	\$0	0	\$0	\$0	\$0	\$0
4306 / FM	Management Analyst I	Vice Maryann B Chamberlain	K-01	0	0	\$0	N/A	0	0	0	\$0	0	0	\$0	0	\$0	\$0	\$0	\$0
4365 / SS	Guard Supervisor	Vice R. Untalan (SP 2001)	GL-21-01	0	0	\$0	N/A	0	0	0	\$0	0	0	\$0	0	\$0	\$0	\$0	\$0
259	Buyer I	Vice Store Keeper I 1999	H-01	0	0	\$0	N/A	0	0	0	\$0	0	0	\$0	0	\$0	\$0	\$0	\$0
4656	Buyer II	SP 2000	I-01	0	0	\$0	N/A	0	0	0	\$0	0	0	\$0	0	\$0	\$0	\$0	\$0
5018 / WHS	Storekeeper I	Vice Patrick S. Alvarez	H-01	0	0	\$0	N/A	0	0	0	\$0	0	0	\$0	0	\$0	\$0	\$0	\$0
65024	Storekeeper I	Vice Allan Cruz	H-01	0	0	\$0	N/A	0	0	0	\$0	0	0	\$0	0	\$0	\$0	\$0	\$0
66000 / FM	Controller	Vice Arleen U Pierce	S-01	0	0	\$0	N/A	0	0	0	\$0	0	0	\$0	0	\$0	\$0	\$0	\$0
4031 / FM	Chief of Administration	Vice P. Richards	N-01	0	0	\$0	N/A	0	0	0	\$0	0	0	\$0	0	\$0	\$0	\$0	\$0
4287	Administrative Service Officer	SP 1996 Vacant	L-01	0	0	\$0	N/A	0	0	0	\$0	0	0	\$0	0	\$0	\$0	\$0	\$0

9	TOTAL VACANT POSITIONS FOR RECRUITMENT	---	\$147,137	\$0	\$0	\$0	\$0	\$147,137	\$49,806	\$0	\$0	\$2,133	\$935	\$36,875	\$2,770	\$91,719	\$423,288
23	GRAND TOTAL	---	\$719,276	\$17,986	\$61,436	---	\$0	\$811,948	\$274,846	\$6,930	\$0	\$11,774	\$3,563	\$153,757	\$6,615	\$457,475	\$1,453,855

\* Night Differential / Hazardous / Worker's Compensation / etc.

\*\* Indicate "LTA" for Limited Term Appointment; "TEMP" for Temporary Appointment; "(UNC)" for Unclassified Appointment; "TDA" for Temporary Duty Assignment next to Position Title; and "TBD" for To Be Determined next to Position Number (where applicable).

1/ FY 2026 (Current) Gov Guam contribution rate of 33.85% for the Government of Guam Retirement is subject to change.

2/ FY 2026 (Current) Gov Guam contribution rate of \$19.81 (bi-weekly) for DDI is subject to change.

3/ FY 2026 (Current) Gov Guam contribution rate of \$187 (per annum) for Life Insurance is subject to change.

1,271,433  
certified budget

Input by Department												
Special Pay Categories												
(A)	(B)	(C)	(D)	(E)	(F)	(G)	(H)	(I)	(J)	(K)		
No.	Pos. No. / Section	Position Title	Name of Incumbent	Holiday Pay	1/ Night Differential Pay 10%	2/ Hazard 10%	3/ Hazard 8%	4/ Nurse Sunday Pay 1.5	5/ Nurse Pay 1.5	6/ EMT Pay 15%	(D+E+F+G+H+I+J)	Subtotal
1	4440 / FM	Program Coordinator II in lieu of MA II	Heidi Carlos, 10033	2,391	0	0	0	0	0	0	0	2,391
2	4019	Program Coordinator I	Kevin C. Galvez, 10000617	1,591	0	0	0	0	0	0	0	1,591
3	4036	Safety Administrator In lieu Safety Inspector Supv	Benny RS San Nicolas, 60458	2,192	0	0	0	0	0	0	0	2,192
4	4052 / PC	Property Control Officer	Christine B Babauta, 3214	1,936	0	0	0	0	0	0	0	1,936
5	4085 / S&S	Safety Inspector I	Wylie J. Comoda, 63195	1,292	5,700	0	0	0	0	0	0	6,992
6	4224 / S&S	Guard	Brady S Gutchalian, 8225	1,700	5,033	0	0	0	0	0	0	6,733
7	4298	Supply Clerk	Kurt SC Rosario, 10204	1,277	3,358	0	0	0	0	0	0	4,635
8	4363 / S&S	Guard / S&S	Maryjo Hemenway, 63241	1,124	4,421	0	0	0	0	0	0	5,545
9	4649	Guard / S&S	Wilbur R. Almeida, 7586	1,124	3,319	0	0	0	0	0	0	4,443
10	4685	Guard Supervisor	Scott San Nicolas, 37659	1,264	2,924	0	0	0	0	0	0	4,188
11	4674 / WHS	Inventory Mngt Officer	Julio K. Kepwe, 38010	1,756	2,924	0	0	0	0	0	0	4,680
12	4848 / WHS	Storekeeper II	Vincent R. Mantanona, 22568	1,500	3,286	0	0	0	0	0	0	4,786
13	4978/ S&S	Guard / S&S	Antoinette M S Benavente, 25016	1,429	4,566	0	0	0	0	0	0	5,995
14	5222 / S&S	Guard	Manny Bermudes, 10545	1,429	3,900	0	0	0	0	0	0	5,329
14	TOTAL FILLED POSITIONS			\$19,614	\$39,431	\$0	\$0	\$0	\$0	\$0	\$0	\$61,436
0	TOTAL LIMITED TERM APPOINTMENTS			\$0	\$0	\$0	\$0	\$0	\$0	\$0	\$0	\$0
14	TOTAL FILLED POSITIONS / LIMITED TERM / TEMPORARY APPOINTMENTS			\$19,614	\$39,431	\$0	\$0	\$0	\$0	\$0	\$0	\$61,436
259	Buyer I	Vice Store Keeper I 1999										
	/ FM	Program Coordinator III	Vice Marilyn Q Reyes									
1	4024 / FM	Program Coordinator II	vice Heidi JT Carlos, 10033									
2	4147 / RPDP	Management Analyst IV (in lieu of Eng III)	vice Maria G Duarte, 6568									
3	4205 / FM	Administrative Assistant	vice Rosely A Cruz, 3262									
4	4902 / S&S	Guard	vice Nathan Perez									
5	4002	Bldg. Custodian/LTA	vice Dolores Mendiola, 10009									
6	5044 S&S	Safety Inspector I/LTA	Diamantino Conceicao, 1202									
0	4031 / FM	Chief of Administration	Vice P Richards									
	4134	Buyer Supervisor I	Vice SP 1996									
0	4306 / FM	Management Analyst I	Vice Maryann B Chamberlain									
	4365 / SS	Guard Supervisor	Vice R. Untalan (SP 2001)									
0	4440 / FM	MA II (in lieu of Comp Sys Analyst I)	Vice D. Rivera (SP 2009)									
	4655 /	Messenger Clerk	Vice Dolores C Mendiola									
	4656	Buyer II	SP 2000									
7	4902 / S&S	Guard / S&S	Vice Peter Jerome J. Mesa									
0	5018 / WHS	Storekeeper I	Vice Patrick S Alvarez									
	65024	Storekeeper I	Vice Allan Cruz									
	66000 / FM	Controller	Vice Arleen U Pierce									
	4287	Administrative Service Officer	SP 1996 Vacant									
8	5226	MA III (in lieu of MA IV)	Vice L. Olagan									
8	TOTAL VACANT POSITIONS FOR RECRUITMENT			\$0	\$0	\$0	\$0	\$0	\$0	\$0	\$0	\$0
12	GRAND TOTAL			\$19,614	\$39,431	\$0	\$0	\$0	\$0	\$0	\$0	\$61,436

- 1/ 10% of regular rate of pay, applicable from 6pm- 6am, employee must work 4 consecutive hours after 6pm for entitlement of the pay
- 2/ Applies to law enforcement personnel
- 3/ Applies to solid waste employees
- 4/ 1 1/2 of regular rate of pay from 12am Friday to 12 midnight Sunday
- 5/ 1 1/2 of regular rate of pay on daily work exceeding 8 hours
- 6/ Applicable only to Guam Fire Department ambulatory service personnel, 15% of regular rate of pay

Government of Guam  
Fiscal Year 2026  
Agency Staffing Pattern Summary  
Updated: 12/12/2025

FUNCTIONAL AREA: General Government  
DEPARTMENT/AGENCY: Public Works  
PROGRAM: Capital Improvement Projects  
FUND: General Fund

OCE/AS	Office of Chief Engineer/Administrative Support
BP&I	Building Permits & Inspections
CQC	Construction Quality Control
CA	Contracts Administration
D&A	Design & Analysis
PLN	Planning

Input by Department											Input by Department									
No.	(A) Pos. No. / Section	(B) Position Title	(C) Name of Incumbent	(D) Grade/ Step	(E) Salary	(F) Overtime	(G) Special*	(I) INCREMENT		(J) (E+F+G+I) Subtotal	Benefits					(P) Medical (Premium)	(Q) Dental (Premium)	(R) Total Benefit (K thru N)	(S) (J + R) TOTAL	
								Date	Amt.		(K) Retirement (J * 33.85%) 1/	(L) Retire (DDI) \$19.01 * 26PP) 2/	(M) Social Sec. (6.2% * J)	(N) Medicare 1.45% * J	(O) Life 3/					
1	4014 COE-AS	Management Analyst III	Marlene TA Tydingco, 2332	NX-11	\$77,783	\$0	\$0	3/13/27	\$0	\$77,783	\$26,330	\$495	\$0	\$1,128	\$187	\$4,801	\$342	\$33,283	\$111,066	
2	4131 /D&A	Engineer III (Civil)	Jeri C Calao, 2608	OX-10	83,568	0	\$0	9/6/27	0	83,568	\$28,288	495	0	1,212	187	8,310	486	38,978	122,546	
3	4159 CA	Engineer Supervisor (Mechanical)	John F Calanayan, 4477	PX-11	95,882	0	\$0	9/30/27	0	95,882	\$32,456	495	0	1,390	187	21,918	653	57,099	152,981	
4	4539 / CA	Engineer II (Civil)	Reynaldo T Junio, 6676	NX-11	77,783	0	\$0	5/12/27	0	77,783	\$26,330	495	0	1,128	187	15,868	653	44,661	122,444	
5	4557 / PLN	Chief Planner	Rudy PL Cabana, 3078	QX-10	101,296	0	\$0	12/2/25	2678	\$ 103,974	\$35,195	495	0	1508	187	8551	653	46589	150563	
5	<b>TOTAL FILLED POSITIONS</b>				---	\$436,312	\$0	\$0	---	\$2,678	\$438,990	\$148,599	\$2,475	\$0	\$6,366	\$935	\$59,448	\$2,787	\$220,610	\$659,600
0	TBD / OCE-AS	Administrative Assistant	Vice Patricia M Acosta 2/24/2006	JX-01	0	0	0	N/A	0	0	0	0	0	0	0	0	0	0	0	
1	4122 / CQC	Engineer II (Civil)	Vice Timmy O Gonzaga, 1945	NX-01	54,918	0	\$0	N/A	0	54,918	\$18,590	495	0	796	187	7,215	554	27,837	82,755	
2	4075 / D&A	Engineer I (Electrical)	vice Boni B Tacuyan, 11192	LX-01	45,262	0	\$0	N/A	0	45,262	\$15,321	495	0	656	187	7,215	554	24,428	69,690	
3	4129 / PCQC	Engineer III (Architectural)	vice Maryrose M Wilson, 4750	OX-01	60,675	0	\$0	N/A	0	60,675	\$20,538	495	0	880	187	7,215	554	29,869	90,544	
4	5040 / CQC	Construction Inspector II	vice Ralph E Terlaje, 3188	KX-01	41,372	0	\$0	N/A	0	41,372	\$14,004	495	0	600	187	7,215	554	23055	64,427	
	5047 / D&A	Engineer II (Civil)	Vice Rogerlio Capati	NX-01	54,918		\$0		0	54,918	\$18,590	495		796	187	7,215	554	27837	82,755	
5	4544 / CQC	Construction Inspector II	Vice Pablito Ligon 6/08/2023	KX-01	41,372	0	0	N/A	0	41,372	\$14,004	495	0	600	187	7,215	554	23055	64,427	
6	TBD / D&A	Engineer II (Mechanical)	Vacant	NX-01	0	0	0	N/A	0	0	0	0	0	0	0	0	0	0	0	
0	4147 / D&A	Engineer II (Structural)	Vice (succ by MA-IV Maria Duarte)	NX-01	0	0	0	N/A	0	0	0	0	0	0	0	0	0	0	0	
0	4614 / D&A	Engineer II (Civil)	Vice Jeri C Calao	NX-01	0	0	0	N/A	0	0	0	0	0	0	0	0	0	0	0	
0	4119 / OCE-AS	Management Analyst IV (in lieu of Engineer Tech II)	Vice Joseph A Babauta	OX-01	0	0	0	N/A	0	0	0	0	0	0	0	0	0	0	0	
6	<b>TOTAL VACANT POSITIONS FOR RECRUITMENT</b>				----	\$298,517	\$0	\$0	\$0	\$0	\$298,517	\$101,047	\$2,970	\$0	\$4,328	\$1,122	\$43,290	\$3,324	\$156,081	\$454,598
11	<b>GRAND TOTAL</b>				----	\$734,829	\$0	\$0	----	\$2,678	\$737,507	\$249,646	\$5,445	\$0	\$10,694	\$2,057	\$102,738	\$6,111	\$376,691	\$1,114,198

\* Night Differential / Hazardous / Worker's Compensation / etc.

\*\* Indicate "LTA" for Limited Term Appointment; "TEMP" for Temporary Appointment; "(UNC)" for Unclassified Appointment; "TDA" for Temporary Duty Assignment next to Position Title; and "TBD" for To Be Determined next to Position Number (where applicable).

1/ FY 2026 (Current) GovGuam contribution rate of 33.85% for the Government of Guam Retirement is subject to change.

2/ FY 2026 (Current) GovGuam contribution rate of \$19.01 (bi-weekly) for DDI is subject to change.

3/ FY 2026 (Current) GovGuam contribution rate of \$187 (per annum) for Life Insurance is subject to change.

Input by Department												
No.	(A) Position Number	(B) Position Title	(C) Name of Incumbent	Special Pay Categories								(K) D+E+F+G+H+I+J Subtotal
				(D) Holiday Pay	(E) Night Differential Pay		(F) Hazard 10%	(G) Hazard 8%	(H) Nurse Sunday Pay 1.5	(I) Nurse Pay 1.5	(J) EMT Pay 15%	
					1/ 10%	2/ 10%	3/ 10%	4/ 1.5	5/ 1.5	6/ 15%		
1	4014 COE-AS	Management Analyst III	Marlene TA Tydingco									\$0
2	4131 /D&A	Engineer III (Civil)	Jeri C Calaor									\$0
3	4159 CA	Engineer Supervisor (Mechanical)	John F Calanayan									\$0
4	4539 / CA	Engineer II (Civil)	Reynaldo T Junio									\$0
5	4557 / PLN	Chief Planner	Rudy PL Cabana									\$0
5	<b>TOTAL FILLED POSITIONS</b>			\$0	\$0	\$0	\$0	\$0	\$0	\$0	\$0	\$0
0	TBD / OCE-AS	Administrative Assistant	Vice Patricia M Acosta 2/24/2006	\$0								\$0
1	4122 / CQC	Engineer II (Civil)	Vice Timmy O Gonzaga, 1945	\$0								\$0
2	4075 / D&A	Engineer I (Electrical)	vice Boni B Tacuyan, 11192	\$0								\$0
3	4129 / PCQC	Engineer III (Architectural)	vice Maryrose M Wilson, 4750	\$0								\$0
4	5040 / CQC	Construction Inspector II	vice Ralph E Terlaje, 3188	\$0								\$0
	5047/ D&A	Engineer II (Civil)	Vice Rogerlio Capati	\$0								\$0
5	4544 / CQC	Construction Inspector II	Vice Pablito Ligon 6/08/2023									
6	TBD / D&A	Engineer II (Mechanical)	Vacant									
0	4147 / D&A	Engineer II (Structural)	Vice (use by: MA-IV Maria Duarte)									
0	4614 / D&A	Engineer II (Civil)	Vice Jeri C Calaor									
0	4119 / OCE-AS	of Engineer Tech II	Vice Joseph A Babauta									
0	4119 / OCE-AS	Management Analyst IV (in lieu of	Vice Joseph A Babauta	\$0								\$0
6	<b>TOTAL VACANT POSITIONS FOR RECRUITMENT</b>			\$0								\$0
11	<b>GRAND TOTAL</b>			\$0	\$0	\$0	\$0	\$0	\$0	\$0	\$0	\$0

- 1/ 10% of reg. rate, applicable from 6pm-6am, employee must work 4 hours consecutive after 6pm for entitlement of the pay
- 2/ Applies to law enforcement personnel
- 3/ Applies to solid waste employees
- 4/ 1 1/2 of reg. rate of pay from 12am Friday to 12 midnight Sunday
- 5/ 1 1/2 of reg. rate of pay on daily work exceeding 8 hours
- 6/ Applicable only to GFD ambulatory service personnel. 15% of reg. rate of pay

Note that the Legislature has taken steps to ensure that any protected personal identifying information has been redacted or excluded in whole or in part in order to protect the privacy of any individual(s) whose information has been included as part of this transmittal.

Government of Guam  
Fiscal Year 2026  
Agency Staffing Pattern Summary  
Updated: 12/31/2025

FUNCTIONAL AREA: General Government  
DEPARTMENT / AGENCY: Public Works  
PROGRAM: Transportation Maintenance  
FUND: General Fund

Section Legend	ADM LAS SHS IS WS	Administrative Support (Support Services) Light Auto Shop Semi-Heavy Shop Tire Shop Wrecker Service	BFS PML SRO-L&R	Body & Fender Shop Preventive Maintenance - Lube Shop Production Control Service Desk - Service Repair Order (SRO) License & Registration
----------------	-------------------------------	---	-----------------------	--

Input by Department											Input by Department									
No.	(A) Pos. No. / Section	(B) Position Title	(C) Name of Incumbent	(D) Grade/ Step	(E) Salary	(F) Overtime	(G) Special*	(H) INCREMENT		(J) (E+F+G+I) Subtotal	(K) Retirement (J*33.85%) 1/	(L) Retire (DDI) (\$19.01*26PP) 2/	(M) Benefits			(O) Life 3/	(P) Medical (Premium)	(Q) Dental (Premium)	(R) Total Benefits (K thru N)	(S) (J + R) TOTAL
								Date	Amt.				Social Sec. (6.2% * J)	Medicare (1.45% * J)	0					
1	4285 / ADM	Transportation Maint. Superintendent	Frederick C Fernandez, 3765	OX-12	88,956	0	3,421	6/25/26	941	93,318	\$31,588	495	0	1,353	187	8,551	\$342	42,516	135,834	
2	4286 / SHS	Automotive Mechanic II	William DB Parke, 6459	IX-12	50,979	4,000	1,961	10/8/26	0	56,940	\$19,274	495	0	826	187	21,918	653	43,353	100,293	
3	4288/SHS	Automotive Mechanic II	Anthony B. Rosalin, 60798	IX-02	36,209	4,000	1,393	2/5/26	914	42,516	\$14,392	495	0	616	187	8,551	\$342	24,583	67,099	
4	4290 / SHS	Automotive Mechanic II	Victorino I Maza, 10197	IX-09	46,419	4,000	1,785	10/26/26	0	52,204	\$17,671	495	0	757	187	11,192	\$653	30,955	83,159	
5	4305 / LAS	Automotive Mechanic II	Steven V. Espinosa, 6156	IX-10	47,891	2,000	1,842	11/25/26	0	51,733	17,512	495	0	750	187	13,493	\$404	32,841	84,574	
6	4307 /ADM	Data Control Clerk I	Leizel Villamor Mira, 10000466	EX-01	25,736	2,000	990	8/26/25	163	28,889	9,779	495	0	419	187	6,921	404	18,205	47,094	
7	4325 / SHS	Automotive Mechanic II	Stanislaus Goobpin, 9659	IX-10	47,891	4,000	1,842	10/21/26	0	53,733	\$18,189	495	0	779	187	8,551	\$0	28,201	81,934	
8	4332 / HES	Heavy Equipment Mechanic II	Patrick WP Cruz , 4122	IX-10	47,891	4,000	1,842	7/10/26	887	54,620	\$18,489	495	0	792	187	21,918	653	42,534	97,154	
9	4340/ADM	Program Coordinator I in lieu of KP I	Arjay Reyes, 10000694	KX-01	41,372	0	0	01/13/26	1,176	42,548	14,402	\$0	0	617	\$0	13,493	\$404	28,916	71,464	
10	4348 / LAS	Automotive Mechanic II	Andrew Crisostomo, 10618	IX-08	48,894	4,000	0	3/5/26	832	53,726	\$18,186	495	0	779	187	8,551	\$342	28,540	82,266	
11	4339 / SHS	Automotive Mechanic Supervisor	Mark C. Ogo, 2564	LX-07	56,578	4,000	0	8/12/25	299	60,877	\$20,607	495	0	883	187	0	\$0	22,172	83,049	
12	4355 / SHS	Automotive Mechanic II	Kevin A. Tainatongo, 4512	IX-13	52,597	4,000	2,023	5/17/25	695	59,315	\$20,078	495	0	860	187	13,493	\$404	35,517	94,832	
13	4383/PC	Automotive Repair Controller	Waclynn K. Umalan, 60798	IX-02	36,209	4,000	1,393	12/12/25	1,143	42,745	13,828	\$495	0	620	\$187	11,192	653	26,975	69,720	
14	4779 / ADM	Administrative Assistant	Melanie S. Quinterana, 60798	JX-10	52,047	0	2,002	3/11/27	0	54,049	\$18,296	495	0	784	187	0	\$0	19,762	73,811	
15	4866 / SHS	Automotive Service Worker I	Issac Max B. Erickson, 10000672	DX-01	23,229	2,000	893	12/23/25	733	26,855	\$9,090	495	0	389	187	\$8,310	\$486	18,957	45,812	
16	5008	Automotive Service Worker II	Charles Vincent A. Untalan, 60513	EX-01	25,736	4,000	990	5/31/25	407	31,133	\$10,539	495	0	451	187	8,551	\$342	20,565	51,698	
17	5011 / LAS	Automotive Mechanic Supervisor	David P. Richards, 5919	LX-09	60,225	4,000	2,316	10/8/25	1,911	68,452	\$23,171	495	0	993	187	8,551	\$342	33,739	102,191	
17	<b>TOTAL FILLED POSITIONS</b>				----	<b>\$788,859</b>	<b>\$50,000</b>	<b>\$24,693</b>	----	<b>\$10,101</b>	<b>\$873,653</b>	<b>\$295,091</b>	<b>\$7,920</b>	<b>\$0</b>	<b>\$12,668</b>	<b>\$2,992</b>	<b>\$173,236</b>	<b>\$6,424</b>	<b>\$498,331</b>	<b>\$1,371,984</b>
1	4358	Trades Helper / LTA	Gilbert G. Alico	DX-02	24,109	695	927	N/A	0	25,731	8,710	495	0	373	187	6,921	404	17,090	42,821	
1	<b>TOTAL LIMITED TERM / TEMPORARY APPOINTMENTS</b>				----	<b>\$24,109</b>	<b>\$695</b>	<b>\$927</b>	<b>\$0</b>	<b>\$0</b>	<b>\$25,731</b>	<b>\$8,710</b>	<b>\$495</b>	<b>\$0</b>	<b>\$373</b>	<b>\$187</b>	<b>\$6,921</b>	<b>\$404</b>	<b>\$17,090</b>	<b>\$42,821</b>
18	<b>TOTAL FILLED POSITIONS / LIMITED TERM/TEMPORARY APPOINTMENT</b>				----	<b>\$812,968</b>	<b>\$50,695</b>	<b>\$25,620</b>	N/A	<b>\$10,101</b>	<b>\$899,384</b>	<b>\$303,801</b>	<b>\$8,415</b>	<b>\$0</b>	<b>\$13,041</b>	<b>\$3,179</b>	<b>\$180,157</b>	<b>\$6,828</b>	<b>\$515,421</b>	<b>\$1,414,805</b>
0	4198/ADM	Administrative Assistant	Vice Sandra Perez	J-01	0	0	0	N/A	0	0	0	0	0	0	0	0	0	0	0	
1	4334 / ADM	Administrative Officer	vice Sandra Q Perez, 1669	LX-01	45,262	0	0	N/A	0	45,262	\$15,321	495	0	656	187	7,215	554	24,428	69,690	
2	4333 / SHS	Automotive Mechanic II	Quinn Kargon, 62918	IX-01	34,886	0	0	11/25/25	0	34,886	\$11,809	495	0	506	187	7,215	554	20,766	55,652	
3	4356 / SHS	Automotive Mechanic Leader	Paul A. Perez, 4002	JX-14	58,973	0	0	12/19/25	0	58,973	\$19,962	495	0	855	187	7,215	\$554	29,268	88,241	
4	4306	Secretary II (Typist)/LTA	Vice Ryan J. Crisostomo	HX-01	32,355	0	0	N/A	0	32,355	10,952	495	0	530	187	8,551	342	21,057	53,412	
0	4288/SHS	Automotive Mechanic II	Vice SP 2000	IX-01	0	0	0	N/A	0	0	0	0	0	0	0	0	0	0	0	
0	4339/SHS	Automotive Mechanic Supervisor	Vice Fred Fernandez	L-01	0	0	0	N/A	0	0	0	0	0	0	0	0	0	0	0	
0	4356/SHS	Automotive Mechanic Leader	Vice Frank Manibusan	J-01	0	0	0	N/A	0	0	0	0	0	0	0	0	0	0	0	
5	4359/PM	Equipment Operator II	Vice Steven V. Espinosa	FX-14	43,973	0	0	N/A	0	43,973	\$14,885	495	0	638	187	7,215	\$554	23,974	67,947	
0	4374/LAS	Automotive Mechanic I	Vice SP 2000	H-01	0	0	0	N/A	0	0	0	0	0	0	0	0	0	0	0	
0	4387 / ADM	Transportation Supervisor	Vice Frederick C Fernandez	M-01	0	0	0	N/A	0	0	0	0	0	0	0	0	0	0	0	
0	4388/HS	Heavy Equipment Mechanic II	Vice Ray Quimantilla	I-01	0	0	0	N/A	0	0	0	0	0	0	0	0	0	0	0	
0	4392/HS	Heavy Equipment Mechanic Leader	Vice SP 2000	J-01	0	0	0	N/A	0	0	0	0	0	0	0	0	0	0	0	
5	<b>TOTAL VACANT POSITIONS FOR RECRUITMENT</b>				----	<b>\$215,449</b>	<b>\$0</b>	<b>\$0</b>	<b>\$91,996</b>	<b>\$0</b>	<b>\$215,449</b>	<b>\$72,929</b>	<b>\$2,475</b>	<b>\$0</b>	<b>\$3,185</b>	<b>\$935</b>	<b>\$37,411</b>	<b>\$2,558</b>	<b>\$119,493</b>	<b>\$334,942</b>
23	<b>GRAND TOTAL</b>				----	<b>1,028,417</b>	<b>\$0,695</b>	<b>25,620</b>	N/A	<b>10,101</b>	<b>1,114,833</b>	<b>376,730</b>	<b>10,890</b>	<b>0</b>	<b>16,226</b>	<b>4,114</b>	<b>217,568</b>	<b>9,386</b>	<b>634,914</b>	<b>1,749,747</b>

\* Night Differential / Hazardous / Worker's Compensation / etc.

\*\* Indicate "LTA" for Limited Term Appointment; "TEMP" for Temporary Appointment; "(UNC)" for Unclassified Appointment; "TDA" for Temporary Duty Assignment next to Position Title; and "TBD" for To Be Determined next to Position Number (where applicable).

1/ FY 2026 (Current) GovGuam contribution rate of 33.85% for the Government of Guam Retirement is subject to change.

2/ FY 2026 (Current) GovGuam contribution rate of \$19.01 (bi-weekly) for DDI is subject to change.

3/ FY 2026 (Current) GovGuam contribution rate of \$187 (per annum) for Life Insurance is subject to change.

Input by Department											
No.	Pos. No. / Section	Position Title	Name of Incumbent	Holiday Pay	Special Pay Categories						(D+E+F+G+H+I+J) Subtotal
					(E)	(F)	(G)	(H)	(I)	(J)	
					1/ Night Differential Pay 10%	2/ Hazard 10%	3/ Hazard 8%	4/ Nurse Sunday Pay 1.5	5/ Nurse Pay 1.5	6/ EMT Pay 15%	
1	4285 / ADM	Transportation Maint. Superintendent	Frederick C Fernandez, 3765	\$3,421	\$0	\$0	\$0	\$0	\$0	\$0	\$3,421
2	4286 / SHS	Automotive Mechanic II	William DB Parke, 6459	\$1,961	0	0	0	0	0	0	\$1,961
3	4288/SHS	Automotive Mechanic II	Anthony B. Rosalin, 60798	\$1,393	0	0	0	0	0	0	\$1,393
4	4290 / SHS	Automotive Mechanic II	Victorino I Maza, 10197	\$1,785	0	0	0	0	0	0	\$1,785
5	4305 / LAS	Automotive Mechanic II	Steven V. Espinosa, 6156	\$1,842	0	0	0	0	0	0	\$1,842
6	4307 /ADM	Data Control Clerk I	Leizel Villamor Mira, 10000466	\$990	0	0	0	0	0	0	\$990
7	4325 / SHS	Automotive Mechanic II	Stanislaus Goobpin, 9659	\$1,842	0	0	0	0	0	0	\$1,842
8	4332 / HES	Heavy Equipment Mechanic II	Patrick WP Cruz, 4122	\$1,842	0	0	0	0	0	0	\$1,842
9	4340/ADM	Program Coordinator I in lieu of KP I	Arjay Reyes, 10000694	\$1,591							
10	4348 / LAS	Automotive Mechanic II	Andrew Crisostomo, 10618	\$1,881							
11	4339 / SHS	Automotive Mechanic Supervisor	Mark C. Ogo, 2564	\$2,176							
12	4355 / SHS	Automotive Mechanic II	Kevin A Tainalongo, 4512	\$2,023	0	0	0	0	0	0	\$2,023
13	4383/PC	Automotive Repair Controller	Frederick C Quintanilla, 60620	\$1,393	0	0	0	0	0	0	\$1,393
14	4779 / ADM	Administrative Assistant	Frederick C Quintanilla, 60620	\$2,002	0	0	0	0	0	0	\$2,002
15	4866 / SHS	Automotive Service Worker I	Issac Max B. Erickson, 10000672	\$893	0	0	0	0	0	0	\$893
16	5008	Automotive Service Worker II	Charles Vincent A. Untalan, 60513	\$990	0	0	0	0	0	0	\$990
17	5011 / LAS	Automotive Mechanic Supervisor	David P. Richards, 5919	\$2,316							\$2,316
17	<b>TOTAL FILLED POSITIONS</b>			<b>\$30,341</b>	<b>\$0</b>	<b>\$0</b>	<b>\$0</b>	<b>\$0</b>	<b>\$0</b>	<b>\$0</b>	<b>\$24,693</b>
1	4358	Trades Helper / LTA	Gilbert G. Alico	\$927							\$927
1	<b>TOTAL LIMITED TERM / TEMPORARY APPOINTMENTS</b>			<b>\$927</b>	<b>\$0</b>	<b>\$0</b>	<b>\$0</b>	<b>\$0</b>	<b>\$0</b>	<b>\$0</b>	<b>\$927</b>
18	<b>TOTAL FILLED POSITIONS /LIMITED TERM/TEMPORARY APPOINTMENT</b>			<b>\$31,268</b>	<b>\$0</b>	<b>\$0</b>	<b>\$0</b>	<b>\$0</b>	<b>\$0</b>	<b>\$0</b>	<b>\$25,620</b>
0	4198/ADM	Administrative Assistant	Vice Sandra Perez	\$0	\$0	\$0	\$0	\$0	\$0	\$0	\$0
1	4334 / ADM	Administrative Officer	vice Sandra Q Perez, 1669	\$0	\$0	\$0	\$0	\$0	\$0	\$0	\$0
2	4333 / SHS	Automotive Mechanic II	Quinn Kargon, 62918	\$0	\$0	\$0	\$0	\$0	\$0	\$0	\$0
3	4356 / SHS	Automotive Mechanic Leader	Paul A Perez, 4002	\$0	\$0	\$0	\$0	\$0	\$0	\$0	\$0
4	4306	Secretary II (Typist)/LTA	Vice Ryan J. Crisostomo	\$0	\$0	\$0	\$0	\$0	\$0	\$0	\$0
0	4288/SHS	Automotive Mechanic II	Vice SP 2000	\$0	\$0	\$0	\$0	\$0	\$0	\$0	\$0
0	4339/SHS	Automotive Mechanic Supervisor	Vice Fred Fernandez	\$0	\$0	\$0	\$0	\$0	\$0	\$0	\$0
0	4356/SHS	Automotive Mechanic Leader	Vice Frank Manibusan	\$0	\$0	\$0	\$0	\$0	\$0	\$0	\$0
5	4359/PM	Equipment Operator II	Vice Steven V. Espinosa	\$0	0	0	0	0	0	0	\$0
0	4374/LAS	Automotive Mechanic I	Vice SP 2000	\$0	\$0	\$0	\$0	\$0	\$0	\$0	\$0
0	4387 / ADM	Transportation Supervisor	Vice Frederick C Fernandez	\$0							\$0
0	4388/HS	Heavy Equipment Mechanic II	Vice Ray Quintanilla	\$0							\$0
0	4392/HS	Heavy Equipment Mechanic Leader	Vice SP 2000	\$0	\$0	\$0	\$0	\$0	\$0	\$0	\$0
23	<b>GRAND TOTAL</b>			<b>31,268</b>	<b>0</b>	<b>0</b>	<b>0</b>	<b>0</b>	<b>0</b>	<b>0</b>	<b>FALSE</b>

1/ 10% of regular rate of pay, applicable from 6pm- 6am; employee must work 4 consecutive hours after 6pm for entitlement of the pay

2/ Applies to law enforcement personnel

3/ Applies to solid waste employees

4/ 1 1/2 of regular rate of pay from 12am Friday to 12 midnight Sunday

5/ 1 1/2 of regular rate of pay on daily work exceeding 8 hours

Note that the Legislature has taken steps to ensure that any protected personal identifying information has been redacted or excluded in whole or in part in order to protect the privacy of any individual(s) whose information has been included as part of this transmittal.

Government of Guam  
Fiscal Year 2026  
Agency Staffing Pattern Summary  
Updated: 12/31/2025

(BBM1R SP-1)

6/ Applicable only to Guam Fire Department ambulatory service personnel; 15% of regular rate of pay

Government of Guam  
Fiscal Year 2026  
Agency Staffing Pattern Summary  
Updated: 12/31/2025

FUNCTIONAL AREA: General Government  
DEPARTMENT / AGENCY: Public Works  
PROGRAM: Bus Operations  
FUND: Guam Educational Facilities Fund

Input by Department											Input by Department																									
(A)	(B)	(C)	(D)	(E)	(F)	(G)	(H)	(I)	(J)	(K)	(L)	(M)	(N)	(O)	(P)	(Q)	(R)	(S)																		
No.	Pos. No. / Section	Position Title 1/	Name of Incumbent	Grade/ Step	Salary	Overtime	Special*	INCREMENT		(E+F+G+I) Subtotal	Benefits					Medical (Premium)	Dental (Premium)	Total Benefits (K thru N)	(J + R) TOTAL																	
								Date	Amount		Retirement (J * 33.85%) 2/	Retire (DDI) (519.62 * 26PP) 3/	Social Sec. (6.2% * J)	Medicare (1.45% * J)	Life 4/																					
ADMINISTRATIVE SUPPORT																			0	0	0	0	0	0	0	0	0	0	0	0	0	0	0	0	0	0
1	4700	School Bus Ops Superintendent	Daniel Junior B Quintanilla, 4268	PX-08	87,305	0	472	11/12/26	2,539	90,316	30,572	495	0	1,310	187	8,150	459	41,173	131,489																	
2	4701	Assist. SBO Superintendent	Anthony C. Gumataotao, Jr., 3397	OX-04	68,059	0	368	7/13/26	645	69,072	23,381	495	0	1,002	187	8,150	554	33,769	102,841																	
3	4468	Administrative Aide	Vanessa Ann Quenga 10000746	FX-08	36,458	0	197	9/24/26	621	37,276	12,618	495	0	541	187	21,217	742	35,800	73,076																	
4	4763	Management Analyst III	Francine MF Sablan, 10168	NX-05	63,728	0	345	5/16/26	621	64,694	21,899	495	0	938	187	8,150	373	32,042	96,736																	
5	4882	Clerk Typist III	Jenilyn C. Castro, 60575	FX-02	29,340	0	159	4/9/26	526	30,025	10,163	495	0	435	187	4,141	373	15,794	45,819																	
SCHOOL BUS DRIVER SUPERVISOR																			0	0	0	0	0	0	0	0	0	0	0	0	0	0	0	0	0	0
6	4709	School Bus Driver Supervisor	Ricky U Tajeron, 3124	JX-15	60,844	0	329	3/7/26	1,932	63,105	21,361	0	0	915	187	8,150	373	30,986	94,091																	
7	4710	School Bus Driver Supervisor	Anthony K. Portka, 6465	JX-07	47,391	0	256	9/4/26	1,503	49,150	16,637	495	0	713	187	21,217	742	39,991	89,141																	
8	4780	School Bus Driver Supervisor	Pedro C Santos, 3417	JX-12	55,402	0	300	9/4/26	1,758	57,460	19,450	495	0	833	187	0	0	20,965	78,425																	
9	4925	School Bus Driver Supervisor	Justo I Toves, Jr, 8893	JX-10	52,047	0	282	12/14/26	0	52,329	17,713	0	0	759	187	21,217	742	40,618	92,947																	
10	4953	School Bus Driver Supervisor	Tommy J Arco, 1494	JX-11	53,699	0	290	4/2/26	1,703	55,692	18,852	0	0	808	187	8,150	373	28,370	84,062																	
11	4954	School Bus Driver Supervisor	Steven R Cruz, 3480	JX-12	55,402	0	300	9/7/26	1,758	57,460	19,450	0	0	833	187	0	0	20,470	77,930																	
12	4955	School Bus Driver Supervisor	Eric P. Mansapit, 6205	JX-10	52,047	0	282	4/30/26	1,703	54,032	18,290	495	0	783	187	4,141	373	24,269	78,301																	
School Bus Driver Leader																			0	0	0	0	0	0	0	0	0	0	0	0	0	0	0	0	0	0
13	4684	School Bus Driver Leader	Glenn I. Diego, 1457	IX-11	49,412	0	267	5/13/26	1,567	51,246	17,347	495	0	743	187	8,150	0	26,922	78,168																	
SCHOOL BUS DRIVER																			0	0	0	0	0	0	0	0	0	0	0	0	0	0	0	0	0	0
14	4707	School Bus Driver	Simon S. Macaraeg Jr., 11263	HX-07	40,443	0	219	6/3/26	428	41,090	13,909	495	0	596	187	12,977	459	28,623	69,713																	
15	4724	School Bus Driver	Jerry C Cruz, 8785	HX-11	45,826	0	248	10/18/27	0	46,074	15,596	495	0	668	187	8,150	0	25,096	71,170																	
16	4729	School Bus Driver	Daniel J Leon Guerrero, 7121	HX-22	64,432	0	348	9/26/26	0	64,780	21,928	495	0	939	187	8,150	554	32,253	97,033																	
17	4731	School Bus Driver	Richard Santos, Jr, 10812	HX-07	40,443	0	219	2/28/25	856	41,518	14,054	495	0	602	187	0	0	15,338	56,856																	
18	4734	School Bus Driver	Abraham M Iriarte, 6154	HX-09	43,050	0	233	12/14/26	0	43,283	14,651	495	0	628	187	21,217	742	37,920	81,203																	
19	4738	School Bus Driver	Anthony S. Manibusan 8201	HX-10	44,417	0	240	4/25/27	0	44,657	15,116	495	0	648	187	4,141	373	20,960	65,617																	
20	4745	School Bus Driver	Herbert J Gogue, 3550	HX-08	41,727	0	226	8/28/26	221	42,174	14,276	0	0	612	187	21,217	742	37,034	79,208																	
21	4746	School Bus Driver	James E Haun., 9546	HX-09	43,050	0	233	4/28/26	684	43,967	14,883	495	0	638	187	0	0	16,203	60,170																	
22	4749	School Bus Driver	Michael A Peredo-, 11259	HX-07	40,443	0	219	5/27/26	535	41,197	13,945	495	0	597	187	21,217	742	37,183	78,380																	
23	4752	School Bus Driver	Nash-Ian NQ Rivera, 60240	HX-03	34,853	0	189	6/19/26	440	35,482	12,011	495	0	514	187	9,794	742	23,743	59,225																	
24	4754	School Bus Driver	Therese SN Aguon, 25026	HX-07	40,443	0	189	1/1/27	0	40,632	13,754	495	0	589	187	8,150	0	23,175	63,807																	
25	4761	School Bus Driver	Darren A. Fukuda, 60044	HX-05	37,545	0	219	8/23/26	237	38,001	12,863	495	0	551	187	8,150	373	22,619	60,620																	
26	4765	School Bus Driver	Vincent R Martinez, 6358	HX-11	45,826	0	203	7/17/27	0	46,029	15,581	0	0	667	187	15,290	0	31,725	77,754																	
27	4767	School Bus Driver	Gerry J. Hocog, 7081	HX-03	34,853	0	248	6/19/26	440	35,541	12,031	495	0	515	187	0	0	13,228	48,769																	
28	4775	School Bus Driver	Robert C Toves, 6466	HX-11	45,826	0	189	8/1/27	0	46,015	15,576	495	0	667	187	9,794	742	27,461	73,476																	
29	4781	School Bus Driver	10492	HX-09	43,050	0	248	1/18/27	0	43,298	14,656	0	0	628	187	8,150	373	23,994	67,292																	
30	4782	School Bus Driver	Patricia Iglesias, 60040	HX-05	37,545	0	233	8/23/26	237	38,015	12,868	495	0	551	187	8,150	373	22,624	60,639																	
31	4783	School Bus Driver	Elias Jr S Salas, 6384	HX-10	44,417	0	203	7/12/25	352	44,972	15,223	495	0	652	187	15,290	0	31,847	76,819																	
32	4785	School Bus Driver	Anthony C Samilitano, 7971	HX-10	44,417	0	240	4/18/26	705	45,362	15,355	495	0	658	187	21,217	742	38,654	84,016																	
33	4787	School Bus Driver	John A Villagomez, 8598	HX-11	45,826	0	240	3/24/27	0	46,066	15,593	495	0	668	187	8,150	0	25,093	71,159																	

Government of Guam  
Fiscal Year 2026  
Agency Staffing Pattern Summary  
Updated: 12/31/2025

34	4791	School Bus Driver	Rudy C Camacho, 10094	HX-09	43,050	0	248	5/5/26	570	43,868	14,849	0	0	636	187	8,150	373	24,195	68,063
35	4794	School Bus Driver	Michael LC Salas, 8206	HX-10	44,417	0	233	2/10/26	939	45,589	15,432	495	0	661	187	12,977	459	30,211	75,800
36	4802	School Bus Driver	Joseph Sanchez 10002339	HX-01	32,355	0	240	7/28/26	307	32,902	11,137	495	0	477	187	8,150	742	21,188	54,090
37	4805	School Bus Driver	Alfred M Hamling, 9784	HX-10	44,417	0	240	1/28/27	0	44,657	15,116	495	0	648	187	8,150	373	24,969	69,626
38	4808	School Bus Driver	Darwin E. Apilado, 63099	HX-05	37,545	0	203	9/20/26	119	37,867	12,818	495	0	549	187	4,141	373	18,563	56,430
39	4810	School Bus Driver	Roque C Santos, 7332	HX-11	45,826	0	248	7/29/27	0	46,074	15,596	495	0	668	187	15,290	742	32,978	79,052
40	4816	School Bus Driver	Fred C Pangelinan, 6381	HX-11	45,826	0	248	7/19/27	0	46,074	15,596	0	0	668	187	8,150	0	24,601	70,675
41	4820	School Bus Driver	Leyonna CH Barcinas, 10900	HX-02	33,581		182	8/12/26	212	33,975	11,501	0	0	493	187	8,150	373	20,704	54,679
42	4821	School Bus Driver	Mary Ann C Quenga, 6385	HX-11	45,826	0	248	1/12/27	0	46,074	15,596	0	0	668	187	8,150	373	24,974	71,048
43	4823	School Bus Driver	Gregorio L. Castro, 10000430	HX-02	33,581		182	8/1/26	212	33,975	11,501	0	0	493	187	15,290	554	28,025	62,000
44	4834	School Bus Driver	Glenn B. Bejerana, 5692	HX-03	34,853	0	219	6/19/26	440	35,512	12,021	495	0	515	187	0	0	13,218	48,730
45	4835	School Bus Driver	Cheng San Yang, 11249	HX-07	40,443	0	233	5/9/26	535	41,211	13,950	495	0	598	187	8,150	373	23,753	64,964
46	4836	School Bus Driver	Joel Martinez Sablan, 9906	HX-09	43,050	0	219	10/30/26	0	43,269	14,647	495	0	627	187	21,217	742	37,915	81,184
47	4837	School Bus Driver	Danny T. Taitague, 11468	HX-07	40,443	0	264	10/29/26	0	40,707	13,779	495	0	590	187	0	0	15,051	55,758
48	4838	School Bus Driver	Paul R. Davis 60236	HX-02	33,581	0	219	1/6/26	954	34,754	11,764	495	0	504	187	8,150	373	21,473	56,227
49	4839	School Bus Driver	Paul J. Cruz, 5830	HX-13	48,780	0	219	9/3/27	0	48,999	16,586	0	0	710	187	8,150	373	26,006	75,005
50	4844	School Bus Driver	Augustine Florendo, 11271	HX-07	40,443		264	6/24/26	428	41,135	13,924	495	0	596	187	21,217	373	36,792	77,927
51	4849	School Bus Driver	Michael I Evaristo, 2908	HX-13	48,780	0	182	4/12/26	774	49,736	16,836	0	0	721	187	8,150	373	26,267	76,003
52	4854	School Bus Driver	Frances Jean A. Cruz, 60677	HX-02	33,581	0	248	8/12/26	212	34,041	11,523	495	0	494	187	0	0	12,699	46,740
53	4858	School Bus Driver	Gerald E Dizon, 6488	HX-11	45,826	0	182	7/14/27	0	46,008	15,574	495	0	667	187	5,978	0	22,901	68,909
54	4863	School Bus Driver	Vincent O. Gomez 10000105	HX-02	33,581	0	264	2/26/26	848	34,693	11,744	495	0	503	187	15,290	554	28,773	63,466
55	4865	School Bus Driver	Jesse C Mendiola, 3024	HX-13	48,780	0	248	11/14/27	0	49,028	16,596	0	0	711	187	15,290	554	33,338	82,366
56	4867	School Bus Driver	David S Fejaran, 6490	HX-11	45,826	0	182	8/14/27	0	46,008	15,574	495	0	667	187	4,141	0	21,064	67,072
57	4871	School Bus Driver	Tasha Jean F. Reyes-San Nicolas, 60678	HX-02	33,581		248	8/12/26	212	34,041	11,523	495	0	494	187	15,290	554	28,543	62,584
58	4872	School Bus Driver	Dwayne A Guerrero, 6163	HX-11	45,826	0	189	4/7/27	0	46,015	15,576	0	0	667	187	0	742	17,172	63,187
59	4873	School Bus Driver	Ignacio O. Laniyo, 25747	HX-03	34,853	0	299	6/19/26	440	35,592	12,048	495	0	516	187	8,150	0	21,396	56,988
60	4876	School Bus Driver	Ricky FC Iglesias, Jr, 6626	HX-17	55,271	0	248	4/26/27	0	55,519	18,793	495	0	805	187	8,150	373	28,803	84,322
61	4878	School Bus Driver	Brandon M Quidachay 10000	HX-01	32,355	0	226	3/24/26	715	33,296	11,271	495	0	483	187	12,977	373	25,786	59,082
62	4879	School Bus Driver	Joseph J Pangelinan, 3207	HX-11	45,826	0	226	9/24/27	0	46,052	15,589	495	0	668	187	8,150	373	25,462	71,514
63	4880	School Bus Driver	Joquin C Lujan, 10126	HX-08	41,727	0	226	2/14/26	969	42,922	14,529	495	0	622	187	8,150	373	24,356	67,278
64	4881	School Bus Driver	Jacqueline A Aquino, 10261	HX-08	41,727	0	240	2/14/26	882	42,849	14,504	0	0	621	187	0	0	15,312	58,161
65	4883	School Bus Driver	, 9507	HX-10	44,417	0	226	10/18/26	0	44,643	15,112	495	0	647	187	9,794	742	26,977	71,620
66	4885	School Bus Driver	Joseph S Castro, 10201	HX-08	41,727	0	240	2/14/26	882	42,849	14,504	0	0	621	187	8,150	373	23,835	66,684
67	4888	School Bus Driver	Daniel J Singenes, 9179	HX-10	44,417	0	240	3/24/26	822	45,479	15,395	495	0	659	187	8,150	373	25,259	70,738
68	4891	School Bus Driver	David M Meno, 8148	HX-10	44,417	0	226	1/30/27	0	44,643	15,112	0	0	647	187	0	373	16,319	60,962
69	4898	School Bus Driver	Anthony John Q Santos, 10200	HX-08	41,727	0	240	2/14/26	882	42,849	14,504	495	0	621	187	8,150	373	24,330	67,179
70	4901	School Bus Driver	Vicente N Mesa, 7795	HX-10	44,417	0	240	2/10/26	939	45,596	15,434	495	0	661	187	8,150	373	25,300	70,896
71	4903	School Bus Driver	Ignacio A Sablan, Jr, 5996	HX-10	44,417	0	240	9/2/27	0	44,657	15,116	0	0	648	187	15,290	0	31,241	75,898
72	4904	School Bus Driver	Christian D Badar, 9504	HX-10	44,417	0	240	2/28/27	0	44,657	15,116	495	0	648	187	9,794	742	26,982	71,639
73	4911	School Bus Driver	Anthony W Stone, 9503	HX-10	44,417	0	219	2/28/27	0	44,636	15,109	495	0	647	187	0	0	16,438	61,074
74	4916	School Bus Driver	Timothy PM Manibusan, 112	HX-07	40,443	0	219	12/17/26	0	40,662	13,764	495	0	590	187	0	0	15,036	55,698
75	4929	School Bus Driver	Frankie Q Cepeda, 7323	HX-10	44,417	0	189	1/22/26	1,057	45,663	15,457	495	0	662	187	9,794	0	26,595	72,258
76	4930	School Bus Driver	Thilda Eichi, 60245	HX-03	34,853	0	189	6/19/26	440	35,482	12,011	495	0	514	187	12,977	459	26,643	62,125
77	4933	School Bus Driver	Carl E. Roberto, 37758	HX-03	34,853	0	175	6/20/26	440	35,468	12,006	495	0	514	187	0	0	13,202	48,670
78	4946	School Bus Driver	Romnick A Lastimoza 10000827	HX-01	32,355	0	182	4/7/26	613	33,150	11,221	495	0	481	187	8,150	373	20,907	54,057
79	4947	School Bus Driver	Anthony A. Torres, 10000090	HX-02	33,581	0	240	2/26/26	848	34,669	11,735	495	0	503	187	7,215	0	20,135	54,804
80	4948	School Bus Driver	Anthony J Manibusan, 7673	HX-10	44,417	0	248	2/16/26	969	45,634	15,447	495	0	662	187	8,150	373	25,314	70,948

Government of Guam  
Fiscal Year 2026  
Agency Staffing Pattern Summary  
Updated: 12/31/2025

81	4949	School Bus Driver	John LM Castro, 8309	HX-11	45,826	0	226	9/24/27	0	46,052	15,589	0	0	668	187	12,977	0	29,421	75,473
82	4952	School Bus Driver	James H Francisco, 7211	HX-08	41,727	0	226	2/14/26	882	42,835	14,500	495	0	621	187	8,150	373	24,326	67,161
83	4958	School Bus Driver	James A Lee, 10017	HX-08	41,727	0	226	2/14/26	882	42,835	14,500	0	0	621	187	5,978	742	22,028	64,863
84	4963	School Bus Driver	Derrick C Taitano, 10683	HX-08	41,727	0	226	3/14/26	772	42,725	14,462	495	0	620	187	8,150	373	24,287	67,012
85	4965	School Bus Driver	Artemio Jr P Salomes, 10096	HX-08	41,727	0	240	5/17/26	551	42,518	14,392	495	0	617	187	5,978	459	22,128	64,646
86	4981	School Bus Driver	Leetricia F Kakas, 6468	HX-10	44,417	0	226	3/24/26	822	45,465	15,390	495	0	659	187	9,794	742	27,267	72,732
87	5100	School Bus Driver	Richard TM Pangelinan, 10268	HX-08	41,727	0	248	4/12/26	684	42,659	14,440	0	0	619	187	0	0	15,246	57,905
88	5103	School Bus Driver	Billy Delgado, Jr, 8200	HX-11	45,826	0	248	9/24/27	0	46,074	15,596	0	0	668	187	12,977	459	29,887	75,961
89	6375	School Bus Driver	Patrick C Cruz, 6375	HX-10	44,417	0	240	3/28/26	822	45,479	15,395	0	0	659	187	12,977	459	29,677	75,156
90	4826	School Bus Driver	Marcelino Bisanen	HX-01	32,355	0	175	N/A	0	32,530	11,011	0	0	472	187	12,977	459	25,106	57,636
91	4720	School Bus Driver	Lawrence Castro	HX-02	32,355	0	175	N/A	0	32,530	11,011	0	0	472	187	12,977	459	25,106	57,636
91					<b>3,958,246</b>	<b>0</b>	<b>21,559</b>	<b>N/A</b>	<b>45,086</b>	<b>4,024,891</b>	<b>1,362,424</b>	<b>31,680</b>	<b>0</b>	<b>58,362</b>	<b>17,017</b>	<b>819,934</b>	<b>32,005</b>	<b>2,321,422</b>	<b>6,346,313</b>
1	4711	School Bus Driver Supervisor	Vice Anthony C Gumataotao	J-01	37,913	0	205	N/A	0	38,118	12,903	495	0	553	187	7,215	554	21,907	60,025
	4712	School Bus Driver Supervisor	Vice Vicente C. Santos	J-01	0	0	0	N/A	0	0	0	0	0	0	0	0	0	0	0
2	4732	School Bus Driver	Vice Shad'e R Pitter	H-01	32,355	0	175	N/A	0	32,530	11,011	495	0	472	187	7,215	\$554	19,934	52,464
3	4739	School Bus Driver	Vice Albertjon Guerrero	H-01	32,355	0	175	N/A	0	32,530	11,011	495	0	472	187	7,215	\$554	19,934	52,464
4	4740	School Bus Driver	Vice Manuel Salas	H-01	32,355	0	175	N/A	0	32,530	11,011	495	0	472	187	7,215	\$554	19,934	52,464
5	4743	School Bus Driver	Vice Steve S Andrew	H-01	32,355	0	175	N/A	0	32,530	11,011	0	0	472	187	7,215	\$554	19,439	51,969
	4750	School Bus Driver Leader	Vice Michael T Guerrero	I-01	0	0	0	N/A	0	0	0	0	0	0	0	0	0	0	0
6	4751	School Bus Driver	Vice Bailee Sablan	H-01	32,355	0	175	N/A	0	32,530	11,011	495	0	472	187	7,215	\$554	19,934	52,464
7	4764	School Bus Driver	Vice William R Taimanglo	H-01	32,355	0	175	N/A	0	32,530	11,011	495	0	472	187	7,215	\$554	19,934	52,464
8	4768	School Bus Driver	Vice Bruce M. Fejeran	H-01	32,355	0	175	N/A	0	32,530	11,011	495	0	472	187	7,215	\$554	19,934	52,464
9	4771	School Bus Driver	Vice Roke SN Quintanilla	H-01	32,355	0	175	N/A	0	32,530	11,011	495	0	472	187	7,215	\$554	19,934	52,464
10	4772	School Bus Driver	Vice Kenneth A Naputi	H-01	32,355	0	175	N/A	0	32,530	11,011	495	0	472	187	7,215	\$554	19,934	52,464
	4786	School Bus Driver	Vice Tyrone O Ongesii	H-01	0	0	0	N/A	0	0	0	0	0	0	0	0	0	0	0
11	4790	School Bus Driver	Vice Gary Borja	H-01	32,355	0	175	N/A	0	32,530	11,011	495	0	472	187	7,215	\$554	19,934	52,464
	4793	School Bus Driver	Vice Andrew S Mantanona	H-01	0	0	0	N/A	0	0	0	0	0	0	0	0	0	0	0
	4799	School Bus Driver	Vice Rufino P Sunga	H-01	0	0	0	N/A	0	0	0	0	0	0	0	0	0	0	0
	4801	School Bus Driver	Guerrero	H-01	0	0	0	N/A	0	0	0	0	0	0	0	0	0	0	0
	4803	School Bus Driver	Vice Kargon M. Quinn	H-01	0	0	0	N/A	0	0	0	0	0	0	0	0	0	0	0
	4819	School Bus Driver	Vice Darryl J Spearman	H-01	0	0	0	N/A	0	0	0	0	0	0	0	0	0	0	0
	4825	School Bus Driver	Vice Francisco M Rosario	H-01	0	0	0	N/A	0	0	0	0	0	0	0	0	0	0	0
	4827	School Bus Driver	Vice Mark DS Aflague	H-01	0	0	0	N/A	0	0	0	0	0	0	0	0	0	\$0	\$0
	4827	School Bus Driver	Vice Elmer M Santa Maria	H-01	0	0	0	N/A	0	0	0	0	0	0	0	0	0	0	0
	4850	School Bus Driver	Vice Vincent LG Borja	H-01	0	0	0	N/A	0	0	0	0	0	0	0	0	0	0	0
	4864	School Bus Driver Leader	Vice Justo I Toves, Jr	I-01	0	0	0	N/A	0	0	0	0	0	0	0	0	0	0	0
	4874	School Bus Driver	Vice Cristito L. Cali, Jr	J-01	0	0	0	N/A	0	0	0	0	0	0	0	0	0	0	0
	4875	School Bus Driver	Vice Matauto Lizana	H-01	0	0	0	N/A	0	0	0	0	0	0	0	0	0	0	0
12	4892	School Bus Driver	Vice Michael Castro	H-01	32,355	0	175	N/A	0	32,530	11,011	495	0	472	187	7,215	\$554	19,934	52,464
	4896	School Bus Driver	Vice David F Aguon	H-01	0	0	0	N/A	0	0	0	0	0	0	0	0	0	0	0
	4909	School Bus Driver	Vice Patrick Cruz	H-01	0	0	0	N/A	0	0	0	0	0	0	0	0	0	0	0
	4925	School Bus Driver Supervisor	Vice Dennis R Flores	J-01	0	0	0	N/A	0	0	0	0	0	0	0	0	0	0	0
13	4915	School Bus Driver	Vice Karl Mendiola	H-01	32,355	0	175	N/A	0	32,530	11,011	495	0	472	187	7,215	\$554	19,934	52,464
	4932	School Bus Driver	Vice Glenn I Diego	H-01	0	0	0	N/A	0	0	0	0	0	0	0	0	0	0	0
14	4936	School Bus Driver	Vice Gregory P Castro	H-01	32,355	0	175	N/A	0	32,530	11,011	495	0	472	187	7,215	\$554	19,934	52,464
	4941	Leader)	Vice Anthony R Quintanilla	J-01	0	0	0	N/A	0	0	0	0	0	0	0	0	0	0	0
	4944	School Bus Driver	Vice: George Cruz	H-01	0	0	0	N/A	0	0	0	0	0	0	0	0	0	0	0

Government of Guam  
Fiscal Year 2026  
Agency Staffing Pattern Summary  
Updated: 12/31/2025

15	4945	School Bus Driver	Vice Vincent Castro	H-01	32,355	0	175	N/A	0	32,530	11,011	495	0	472	187	7,215	\$554	19,934	52,464	
	4967	School Bus Driver	Vice Justin M Sablan	H-01	0	0	0	N/A	0	0	0	0	0	0	0	0	0	0	0	
	4744	School Bus Driver	10002338	HX-01	32,355	0	175	7/28/26	0	32,530	11,011	495	0	472	187	0	0	12,165	44,695	
16	4831	School Bus Driver	James S Castro, 9845	HX-09	43,050	0	233	5/5/26	0	43,283	14,651	0	0	628	187	8,150	373	23,989	67,272	
17	4807	Data Control Clerk II	Amanda S. Pangelinan, 9841	FX-03	30,452	0	165	3/13/25	649	31,266	10,584	495	0	453	187	21,217	742	33,678	64,944	
18	4926	School Bus Driver	Paul B Oliva, 2568	HX-13	48,780	0	264	10/3/27	0	49,044	16,601	0	0	711	187	8,150	373	26,022	75,066	
	4968	School Bus Driver	Vice Vicente D Mendiola, Jr	H-01	0	0	0	N/A	0	0	0	0	0	0	0	0	0	0	0	
	4970	School Bus Driver	Vice Benny DJ Pangelinan	H-01	0	0	0	N/A	0	0	0	0	0	0	0	\$0	\$0	0	0	
19	TOTAL VACANT POSITIONS FOR RECRUITMENT					\$645,520	\$0	\$3,492	N/A	\$649	\$649,661	\$219,904	\$7,920	\$0	\$9,425	\$3,553	\$145,742	\$9,798	\$396,342	\$1,046,003
110	GRAND TOTAL					\$4,603,766	\$0	\$25,051	N/A	\$45,735	\$4,674,552	\$1,582,328	\$39,600	\$0	\$67,787	\$20,570	\$965,676	\$41,803	\$2,717,764	\$7,392,316

\* Night Differential/ Hazardous / Worker's Compensation / etc.

\*\* Indicate "LTA" for Limited Term Appointment; "TEMP" for Temporary Appointment; "(UNC)" for Unclassified Appointment; "TDA" for Temporary Duty Assignment next to Position Title; and "TBD" for To Be Determined next to Position Number (where applicable)

1/ FY 2026 GovGuam contribution rate of 34.80% for the Government of Guam Retirement is subject to change.

2/ FY 2026 GovGuam contribution rate of \$19.01 (bi-weekly) for DDI is subject to change.

3/ FY 2026 GovGuam contribution rate of \$187 (per annum) for Life Insurance is subject to change.

Input by Department											
Special Pay Categories											
No.	(A) Position Number	(B) Position Title	(C) Name of Incumbent	(D) Holiday Pay	(E)	(F)	(G)	(H)	(I)	(J)	(K) Subtotal
					Night Diff Pay 10%	Hazard 10%	Hazard 8%	Nurse Sun Pay 1.5	Nurse Pay 1.5	EMT Pay 15%	
1	4700	School Bus Ops Superintendent	Daniel Junior B Quintanilla	0	472	0	0	0	0	0	472
2	4701	Assist. SBO Superintendent	Anthony C Gumataotao, Jr	0	368	0	0	0	0	0	368
3	4468	Administrative Aide	Vanessa Ann Quenga	0	197	0	0	0	0	0	197
4	4763	Management Analyst III	Francine MF Flores	0	345	0	0	0	0	0	345
5	4882	Clerk Typist III (In lieu of SBD Leader)	Jenilyn C. Castro, 60575	0	159	0	0	0	0	0	159
SCHOOL BUS DRIVER SUPERVISOR					0						
6	4709	School Bus Driver Supervisor	Ricky U Taijeron	0	329	0	0	0	0	0	329
7	4710	School Bus Driver Supervisor	Anthony Portka	0	256	0	0	0	0	0	256
8	4780	School Bus Driver Supervisor	Pedro C Santos	0	300	0	0	0	0	0	300
9	4925	School Bus Driver Supervisor	Justo I Toves, Jr	0	282	0	0	0	0	0	282
10	4953	School Bus Driver Supervisor	Tommy J Arceo	0	290	0	0	0	0	0	290
11	4954	School Bus Driver Supervisor	Steven R Cruz	0	300	0	0	0	0	0	300
12	4955	School Bus Driver Supervisor	Eric P. Mansapit	0	282	0	0	0	0	0	282
School Bus Driver Leader											
13	4684	School Bus Driver Leader	Glenn I. Diego, 1457	0	267	0	0	0	0	0	267
SCHOOL BUS DRIVER											
14	4707	School Bus Driver	Simon S. Macaraeg Jr.	0	219	0	0	0	0	0	219
15	4724	School Bus Driver	Jerry C Cruz	0	248	0	0	0	0	0	248
16	4729	School Bus Driver	Daniel J Leon Guerrero	0	348	0	0	0	0	0	348
17	4731	School Bus Driver	Richard Santos, Jr	0	219	0	0	0	0	0	219
18	4734	School Bus Driver	Abraham M Iriarte	0	233	0	0	0	0	0	233
19	4738	School Bus Driver	Anthony S. Manibusan	0	240	0	0	0	0	0	240
20	4745	School Bus Driver	Herbert J Gogue	0	226	0	0	0	0	0	226

Government of Guam  
Fiscal Year 2026  
Agency Staffing Pattern Summary  
Updated: 12/31/2025

21	4746	School Bus Driver	James E Haun	0	233	0	0	0	0	233
22	4749	School Bus Driver	Michael A Peredo	0	219	0	0	0	0	219
23	4752	School Bus Driver	Nash-Ian NQ Rivera	0	189	0	0	0	0	189
24	4754	School Bus Driver	Therese SN Aguon	0	189	0	0	0	0	189
25	4761	School Bus Driver	Darren A. Fukuda	0	219	0	0	0	0	219
26	4765	School Bus Driver	Vincent R Martinez	0	203	0	0	0	0	203
27	4767	School Bus Driver	Gerry J. Hocog	0	248	0	0	0	0	248
28	4775	School Bus Driver	Robert C Toves	0	189	0	0	0	0	189
29	4781	School Bus Driver	Rodney E Gumataotao	0	248	0	0	0	0	248
30	4782	School Bus Driver	Patricia LG Toves	0	233	0	0	0	0	233
31	4783	School Bus Driver	Elias Jr S Salas	0	203	0	0	0	0	203
32	4785	School Bus Driver	Anthony C Samiliano	0	240	0	0	0	0	240
33	4787	School Bus Driver	John A Villagomez	0	240	0	0	0	0	240
34	4791	School Bus Driver	Rudy C Camacho	0	248	0	0	0	0	248
35	4794	School Bus Driver	Michael LC Salas	0	233	0	0	0	0	233
36	4802	School Bus Driver	Joseph Sanchez	0	240	0	0	0	0	240
37	4805	School Bus Driver	Alfred M Hamling	0	240	0	0	0	0	240
38	4808	School Bus Driver	Darwin E. Apilado	0	203	0	0	0	0	203
39	4810	School Bus Driver	Roque C Santos	0	248	0	0	0	0	248
40	4816	School Bus Driver	Fred C Pangelinan	0	248	0	0	0	0	248
41	4820	School Bus Driver	Leyonna CH Barcinas, 10900	0	182	0	0	0	0	182
42	4821	School Bus Driver	Mary Ann C Quenga	0	248	0	0	0	0	248
43	4823	School Bus Driver	Gregorio L. Castro, 10000043	0	182	0	0	0	0	182
44	4834	School Bus Driver	Glenn B. Bejerana	0	219	0	0	0	0	219
45	4835	School Bus Driver	Cheng San Yang	0	233	0	0	0	0	233
46	4836	School Bus Driver	Joel Martinez Sablan	0	219	0	0	0	0	219
47	4837	School Bus Driver	Danny T. Taitague	0	264	0	0	0	0	264
48	4838	School Bus Driver	Paul R Davis	0	219	0	0	0	0	219
49	4839	School Bus Driver	Paul J. Cruz	0	219	0	0	0	0	219
50	4844	School Bus Driver	Augustine Florendo	0	264	0	0	0	0	264
51	4849	School Bus Driver	Michael I Evaristo	0	182	0	0	0	0	182
52	4854	School Bus Driver	Frances Jean A. Cruz, 60677	0	248	0	0	0	0	248
53	4858	School Bus Driver	Gerald E Dizon	0	182	0	0	0	0	182
54	4863	School Bus Driver	Vincent O Gomez, 1000000105	0	264	0	0	0	0	264
55	4865	School Bus Driver	Jesse C Mendiola	0	248	0	0	0	0	248
56	4867	School Bus Driver	David S Fejaran	0	182	0	0	0	0	182
57	4871	School Bus Driver	Frances Jean P. Reyes-San Nicolas, 60678	0	248	0	0	0	0	248
58	4872	School Bus Driver	Dwayne A Guerrero	0	189	0	0	0	0	189
59	4873	School Bus Driver	Ignacio O. Laniyo	0	299	0	0	0	0	299
60	4876	School Bus Driver	Ricky FC Iglesias, Jr	0	248	0	0	0	0	248
61	4878	School Bus Driver	Brandon M Quidachay	0	226	0	0	0	0	226
62	4879	School Bus Driver	Joseph J Pangelinan	0	226	0	0	0	0	226
63	4880	School Bus Driver	Joaquin C Lujan	0	226	0	0	0	0	226
64	4881	School Bus Driver	Jacqueline A Aquino	0	240	0	0	0	0	240
65	4883	School Bus Driver	Journey JM Santos	0	226	0	0	0	0	226
66	4885	School Bus Driver	Joseph S Castro	0	240	0	0	0	0	240

Government of Guam  
Fiscal Year 2026  
Agency Staffing Pattern Summary  
Updated: 12/31/2025

67	4888	School Bus Driver	Daniel J Singenes	0	240	0	0	0	0	240
68	4891	School Bus Driver	David M Meno		226	0	0	0	0	226
69	4898	School Bus Driver	Anthony John Q Santos	0	240	0	0	0	0	240
70	4901	School Bus Driver	Vicente N Mesa	0	240	0	0	0	0	240
71	4903	School Bus Driver	Ignacio A Sablan, Jr	0	240	0	0	0	0	240
72	4904	School Bus Driver	Christian D Badar		240	0	0	0	0	240
73	4911	School Bus Driver	Anthony W Stone	0	219	0	0	0	0	219
74	4916	School Bus Driver	Timothy PM Manibusan	0	219	0	0	0	0	219
75	4929	School Bus Driver	Frankie Q Cepeda	0	189	0	0	0	0	189
76	4930	School Bus Driver	Thilda Eichi	0	189	0	0	0	0	189
77	4933	School Bus Driver	Carl E. Roberto	0	175	0	0	0	0	175
78	4946	School Bus Driver	Romnick A Lastimoza	0	182	0	0	0	0	182
79	4947	School Bus Driver	Anthony A. Torres, 10000009	0	240	0	0	0	0	240
80	4948	School Bus Driver	Anthony J Manibusan	0	248	0	0	0	0	248
81	4949	School Bus Driver	John LM Castro	0	226	0	0	0	0	226
82	4952	School Bus Driver	James H Francisco	0	226	0	0	0	0	226
83	4958	School Bus Driver	James A Lee	0	226	0	0	0	0	226
84	4963	School Bus Driver	Derrick C Taitano	0	226	0	0	0	0	226
85	4965	School Bus Driver	Artemio Jr P Salomes	0	240	0	0	0	0	240
86	4981	School Bus Driver	Leetrica F Kakas	0	226	0	0	0	0	226
87	5100	School Bus Driver	Richard TM Pangelinan	0	248	0	0	0	0	248
88	5103	School Bus Driver	Billy Delgado, Jr	0	248	0	0	0	0	248
89	6375	School Bus Driver	Patick C Cruz		240					240
90	4826	School Bus Driver	Marcelino Bisanen	0	175	0	0	0	0	175
91	4720	School Bus Driver	Lawrence Castro	0	175	0	0	0	0	175
91				\$0	20,969	0	0	0	0	21,559
1	4711	School Bus Driver Supervisor	Vice Anthony C Gumataotao, Jr		205	0	0	0	0	205
	4712	School Bus Driver Supervisor	Vice Vicente C. Santos		0	0	0	0	0	0
3	4732	School Bus Driver	Vice Shad'e R Pitter		175	0	0	0	0	175
4	4739	School Bus Driver	Vice Albertjon Guerrero		175	0	0	0	0	175
5	4740	School Bus Driver	Vice Manuel Salas		175	0	0	0	0	175
6	4743	School Bus Driver	Vice Steve S Andrew		175	0	0	0	0	175
	4750	School Bus Driver Leader	Vice Michael T Guerrero		0	0	0	0	0	0
7	4751	School Bus Driver	Vice Bailec Sablan		175	0	0	0	0	175
8	4764	School Bus Driver	Vice William R Taimanglo		175	0	0	0	0	175
9	4768	School Bus Driver	Vice Bruce M. Fejeran		175	0	0	0	0	175
10	4771	School Bus Driver	Vice Roke SN Quintanilla		175	0	0	0	0	175
11	4772	School Bus Driver	Vice Kenneth A Naputi		175	0	0	0	0	175
	4786	School Bus Driver	Vice Tyrone O Ongesii		0	0	0	0	0	0
12	4790	School Bus Driver	Vice Gary Borja		175	0	0	0	0	175
	4793	School Bus Driver	Vice Andrew S Mantanona		0	0	0	0	0	0
	4799	School Bus Driver	Vice Rufino P Sunga		0	0	0	0	0	0
	4801	School Bus Driver	Vice Robert M Leon Guerrero		0	0	0	0	0	0
	4803	School Bus Driver	Vice Kargon M. Quinn, 62918		0	0	0	0	0	0
	4819	School Bus Driver	Vice Darryl J Spearman		0	0	0	0	0	0

Government of Guam  
Fiscal Year 2026  
Agency Staffing Pattern Summary  
Updated: 12/31/2025

	4825	School Bus Driver	Vice Francisco M Rosario		0	0	0	0	0	0	0
20	4827	School Bus Driver	Vice Mark DS Aflague		0	0	0	0	0	0	0
21	4827	School Bus Driver	Vice Elmer M Santa Maria		0	0	0	0	0	0	0
22	4850	School Bus Driver	Vice Vincent LG Borja		0	0	0	0	0	0	0
	4864	School Bus Driver Leader	Vice Justo I Toves, Jr		0	0	0	0	0	0	0
23	4874	School Bus Driver	Vice Crisisto Cali		0	0	0	0	0	0	0
24	4875	School Bus Driver	Vice Matauto M Lizama		0	0	0	0	0	0	0
13	4892	School Bus Driver	Vice Michael Castro		175	0	0	0	0	0	175
26	4896	School Bus Driver	Vice David F Aguon		0	0	0	0	0	0	0
27	4909	School Bus Driver	Vice Patrick Cruz		0	0	0	0	0	0	0
	4925	School Bus Driver Supervisor	Vice Dennis R Flores		0	0	0	0	0	0	0
14	4915	School Bus Driver	Vice Karl Mendiola		175	0	0	0	0	0	175
29	4932	School Bus Driver	Vice Glenn I Diego		0	0	0	0	0	0	0
15	4936	School Bus Driver	Vice Gregory P Castro		175	0	0	0	0	0	175
	4941	School Bus Driver Supv (in lieu of SBD Leader)	Vice Anthony R Quintanilla		0	0	0	0	0	0	0
31	4944	School Bus Driver	Vice George Cruz		0	0	0	0	0	0	0
16	4945	School Bus Driver	Vice Vincent Castro		175	0	0	0	0	0	175
17	4744	School Bus Driver	Rowena B. Duenas 10002338		175	0	0	0	0	0	175
18	4831	School Bus Driver	James S Castro, 9845		233	0	0	0	0	0	233
19	4807	Data Control Clerk II	Amanda S. Pangelinan, 9841		165	0	0	0	0	0	165
20	4926	School Bus Driver	Paul B Oliva, 2568		264	0	0	0	0	0	264
33	4967	School Bus Driver	Vice Justin M Sablan		0	0	0	0	0	0	0
34	4968	School Bus Driver	Vice Vicente D Mendiola, Jr		0	0	0	0	0	0	0
35	4970	School Bus Driver	Vice Benny DJ Pangelinan		0	0	0	0	0	0	0
20	TOTAL VACANT POSITIONS				0	3,492	0	0	0	0	3,492
111	GRAND TOTAL				0	24,461	0	0	0	0	25,051

FUNCTIONAL AREA: General Government  
DEPARTMENT / AGENCY: Public Works  
PROGRAM: Administrative Services Division  
FUND: Guam Highway Fund / [REDACTED]

Section Legend: DO	Director's Office	PC	Property Control
FM	Fiscal Management	WHS	Supply Warehouse
HR	Human Resources	S&S	Safety & Security
RP&I	Research, Programming & Implementation		

Input by Department											Input by Department								
(A)	(B)	(C)	(D)	(E)	(F)	(G)	(H)	(I)	(J)	(K)	(L)	(M)	(N)	(O)	(P)	(Q)	(R)	(S)	
No.	Pos. No. / Section	Position Title	Name of Incumbent	Grade/ Step	Salary	Overtime	Special*	INCREMENT		(E+F+G+I) Subtotal	Benefits					Medical (Premium)	Dental (Premium)	Total Benefits (K thru N)	(J + R) TOTAL
								Date	Amt.		Retirement (J * 33.85%) 1/	Retire (DDI) \$19.01 * 26PP 2/	Social Sec. (6.2% * J)	Medicare (1.45% * J)	Life 3/				
											0								
1	4000 / DO	Director (UNC)	Vincent P Arriola, 10661	EV-10	\$119,186	\$0	\$0	N/A	\$0	\$119,186	\$40,344	\$0	\$0	\$1,728	\$187	\$13,493	\$404	\$56,156	\$175,342
2	4034 / DO	Deputy Director (UNC)	Linda J. Ibanez, 6071	EU-09	108,471	0	\$0	N/A	0	\$108,471	\$36,717	0	0	\$1,573	187	\$6,921	\$404	\$45,802	\$154,273
3	210	Deputy Director (UNC)	Ernest G. Candoleta, Jr. 10000060	EU-06	\$98,182	0	\$0	N/A	0	98,182	\$33,235	495	0	\$1,424	187	0	0	\$35,341	\$133,523
4	4006 / DO	Private Secretary (UNC)	60132	1-10	47,891	0	\$0	N/A	0	\$47,891	\$16,211	495	0	\$694	187	13,493	404	\$31,484	\$79,375
4	TOTAL FILLED POSITIONS			----	\$373,730	\$0	\$0	----	\$0	\$373,730	\$126,507	\$990	\$0	\$5,419	\$748	\$33,907	\$1,212	\$168,783	\$542,513

\* Night Differential / Hazardous / Worker's Compensation / etc.

\*\* Indicate "LTA" for Limited Term Appointment; "TEMP" for Temporary Appointment; "(UNC)" for Unclassified Appointment; "TDA" for Temporary Duty Assignment next to Position Title; and "TBD" for To Be Determined next to Position Number (where applicable).

1/ FY 2026 (Current) GovGuam contribution rate of 33.85% for the Government of Guam Retirement is subject to change.

2/ FY 2026 (Current) GovGuam contribution rate of \$19.01 (bi-weekly) for DDI is subject to change.

3/ FY 2026 (Current) GovGuam contribution rate of \$187 (per annum) for Life Insurance is subject to change.

Input by Department											
Special Pay Categories											
(A)	(B)	(C)	(D)	(E)	(F)	(G)	(H)	(I)	(J)	(K)	
No.	Pos. No. / Section	Position Title	Name of Incumbent	Holiday Pay	Night Differential Pay 10%	Hazard 10%	Hazard 8%	Sunday Pay 1.5	Nurse Pay 1.5	EMT Pay 15%	(D+E+F+G+H+I+J) Subtotal
					1/	2/	3/	4/	5/	6/	
1	4000 / DO	Director (UNC)	Vincent P Arriola	\$0	\$0	\$0	\$0	\$0	\$0	\$0	\$0
2	4034 / DO	Deputy Director (UNC)	Linda J. Ibanez	0	0	0	0	0	0	0	0
3	210	Deputy Director (UNC)	Ernest G. Candoleta, Jr	0	0	0	0	0	0	0	0
4	4006 / DO	Private Secretary (UNC)	Donna Marie U. Herrero	0	0	0	0	0	0	0	0
4	TOTAL FILLED POSITIONS			\$0	\$0	\$0	\$0	\$0	\$0	\$0	\$0

1/ 10% of regular rate of pay, applicable from 6pm- 6am; employee must work 4 consecutive hours after 6pm for entitlement of the pay

2/ Applies to law enforcement personnel

3/ Applies to solid waste employees

4/ 1 1/2 of regular rate of pay from 12am Friday to 12 midnight Sunday

5/ 1 1/2 of regular rate of pay on daily work exceeding 8 hours

6/ Applicable only to Guam Fire Department ambulatory service personnel; 15% of regular rate of pay

Government of Guam  
Fiscal Year 2026  
Agency Staffing Pattern Summary  
Updated: 12/31/2025

FUNCTIONAL AREA: General Government  
DEPARTMENT / AGENCY: Public Works  
PROGRAM: Building Construction and Facilities Maintenance  
FUND: Guam Highway Fund

Section Legend: DO	Director's Office	PC	Property Control
FM	Fiscal Management	WH5	Supply Warehouse
HR	Human Resources	S&S	Safety & Security
RP&I	Research, Programming & Implementation		

Input by Department										Input by Department											
No.	(A) Pos. No. / Section	(B) Position Title	(C) Name of Incumbent	(D) Grade/ Step	(E) Salary	(F) Overtime	(G) Special*	(H) INCREMENT		(J) (E+F+G+I) Subtotal	(K) Retirement (J *33.85%) 1/	(L) Retire (DD1) (\$19.01*26PP) 2/	(M) Benefits			(N) Medicare (1.45% * J)	(O) Life 3/	(P) Medical (Premium)	(Q) Dental (Premium)	(R) Total Benefits (K thru N)	(S) (J + R) TOTAL
								Date	Amt				Social Sec. (6.2% * J)	Life	Life						
													0	0							
1	4200 / EL	Electrician II	Earl Bascon, 10293	JX-06	45,661	1,317	0	3/3/26	1,009	47,987	16,244	495	0	696	187	0	0	17,622	65,609		
2	4227 / EL	Electrician Supervisor	Peter SN Concepcion, 3687	LX-15	72,639	2,095	0	9/3/25	192	74,926	25,362	0	0	1,086	187	0	0	26,635	101,561		
3	4232 / C&M	Building Custodian	Julie SN Duenas, 25102	CX-07	27,098	782	0	2/28/27	0	27,880	9,437	495	0	404	187	8,551	342	19,416	47,296		
4	4906 / PL	Plumber II	Christopher AB Lujan, 10879	IX-07	43,608	1,125	0	4/6/27	0	44,733	15,142	495	0	649	187	8,551	342	25,366	70,099		
5	69114 / C&M	Maintenance Worker	Steven JL Cruz, 25029	HX-06	38,967	1,124	0	3/29/26	861	40,952	13,862	495	0	594	187	11,192	0	26,330	67,282		
6	4199 / C&M	Maintenance Worker	Joseph Fernandez, 10000652	HX-01	32,355	933	0	8/25/26	204	33,492	11,337	495	0	486	187	11,192	0	23,697	57,189		
7	69115 / C&M	Maintenance Worker	Wilbert C. San Nicolas, 5824	HX-05	37,545	1,083	0	1/28/26	1,067	39,695	13,437	495	0	576	187	0	0	14,695	54,390		
8	4192	Administrative Assistant	Elsa Manglona, 25142	JX-01	37,913	1,094	0	1/29/26	1,077	40,084	13,568	495	0	581	187	8,551	342	23,724	63,808		
8	<b>TOTAL FILLED POSITIONS</b>				----	335,786	9,553	0	----	4,410	349,749	118,389	3,465	\$0	5,072	1,496	48,037	1,026	177,485	527,234	
1	4155 / AS	Building Maintenance Manager	Vice Dominic G Muna	MX-01	49,731	0	0	N/A	0	49,731	16,834	495	0	721	187	\$7,215	\$554	26,006	75,737		
2	4171 / RF	Refrigeration Mechanic II	vice Antonio B Mendoza, 1155	IX-03	37,580	0	0	N/A	0	37,580	12,721	495	\$0	545	187	\$7,215	\$554	21,717	59,297		
3	4161 / RF	Refrigeration Mechanic II in Lieu of Ref Mech Ldr	Vice Thomas J. Duenas	IX-01	34,886	0	0	N/A	0	34,886	9,943	495	0	506	187	\$7,215	\$554	18,900	53,786		
4	4180 / CP	Carpenter II	Vice Juan Q Mendiola	IX-01	34,886	0	0	N/A	0	34,886	11,809	495	0	506	187	\$7,215	\$554	20,766	55,652		
5	4183 / CP	Trades Helper	Vice Keony J Castro	DX-01	\$23,229	0	0	N/A	0	23,229	7,863	495	0	337	187	\$7,215	\$554	16,651	39,880		
6	4199 / C&M	Maintenance Worker	Vice Manuel M Santos, Jr.	HX-01	32,355	0	0	N/A	0	32,355	10,952	495	0	469	187	\$7,215	\$554	19,872	52,227		
7	4201 / RF	Refrigeration Mechanic I	Vice Matthew Green	HX-03	34,853	0	0	N/A	0	34,853	11,798	495	0	505	187	\$7,215	\$554	20,754	55,607		
8	4200	Electrician I	Vice Earl Bascon	IX-01	34,886	0	0			34,886	11,809	495	0	506	187	\$7,215	\$554	20,766	55,652		
	4446 / RF	Refrigeration Mechanic II	Vacated by Cruz, Ken	II-02	0	0	0	N/A	0	0	0	0	0	0	0	0	0	0	0		
	4456 / AS	Administrative Officer	Vice Mona M Duenas	LX-01	0	0	0	N/A	0	0	0	0	0	0	0	0	0	0	0		
8	<b>TOTAL VACANT POSITIONS</b>				----	282,406	0	0	----	0	282,406	93,729	3,960	0	4,095	1,496	57,720	4,432	165,432	447,838	
16	<b>GRAND TOTAL</b>				----	618,192	9,553	0	0	4,410	632,155	212,118	7,425	0	9,167	2,992	105,757	5,458	342,917	975,072	

\* Night Differential / Hazardous / Worker's Compensation / etc.

\*\* Indicate "LTA" for Limited Term Appointment; "TEMP" for Temporary Appointment; "(UNC)" for Unclassified Appointment; "TDA" for Temporary Duty Assignment next to Position Title; and "TBD" for To Be Determined next to Position Number (where applicable).

1/ FY 2026 (Current) Gov Guam contribution rate of 33.85% for the Government of Guam Retirement is subject to change.

2/ FY 2026 (Current) Gov Guam contribution rate of \$19.01 (bi-weekly) for DD1 is subject to change.

3/ FY 2026 (Current) Gov Guam contribution rate of \$187 (per annum) for Life Insurance is subject to change.

Input by Department											
Special Pay Categories											
No.	(A) Position Number	(B) Position Title	(C) Name of Incumbent	(D) Holiday Pay	(E)-(J)						(K) (D+E+F+G+H+I+J) Subtotal
					1/	2/	3/	4/	5/	6/	
					Night Differential Pay 10%	Hazard 10%	Hazard 8%	Nurse Sunday Pay 1.5	Nurse Pay 1.5	EMT Pay 15%	

Government of Guam  
Fiscal Year 2026  
Agency Staffing Pattern Summary  
Updated: 12/31/2025

1	4200 / EL	Electrician II	Earl Bascon, 10293	0	0	0	0	\$0	0	0	0
2	4227 / EL	Electrician Supervisor	Peter SN Concepcion, 3687	0	0	0	0	\$0	0	0	0
3	4232 / C&M	Building Custodian	Julie SN Duenas, 25102	0	0	0	0	\$0	0	0	0
4	4906 / PL	Plumber II	Christopher AB Lujan, 10879	0	0	0	0	\$0	0	0	0
5	69114 / C&M	Maintenance Worker	Steven JL Cruz, 25029	0							0
6	4199 / C&M	Maintenance Worker	Joseph Fernandez, 10000652	0	0	0	0	\$0	0	0	0
7	69115 / C&M	Maintenance Worker	Wilbert C. San Nicolas, 5824								
8	4456 / AS	Administrative Assistant	Elsa Manglona, 25142	0	0	0	0	\$0	0	0	0
7	<b>TOTAL FILLED POSITIONS</b>			0	0	0	0	\$0	0	0	0
1	4155 / AS	Building Maintenance Manager	Vice: Dominic G. Muna	0	0	0	0	\$0	0	0	0
2	4171 /RF	Refrigeration Mechanic II	Vice: Antonio B. Mena, 1155	0	0	0	0	\$0	0	0	0
3	4161 /RF	Refrigeration Mechanic II in Lieu of Ref Mech Ldr	Vice: Thomas J. Duenas	0	0	0	0	0	0	0	0
4	4180 / CP	Carpenter II	Vice: Juan Q. Mendiola	0							0
5	4183 / CP	Trades Helper	Vice: Keony J. Csstro	0	0	0	0	\$0	0	0	0
6	4192	Administrative Assistant	Elsa Manglona, 25142	0	0	0	0	\$0	0	0	0
7	4199 / C&M	Maintenance Worker	Vice: Manuel M. Santos, Jr.	0							0
8	4201 / RF	Refrigeration Mechanic I	Vice: Matthew Green	0	0	0	0	\$0	0	0	0
9	4200	Electrician I	Vice: Earl Bascon	0	0	0	0	\$0	0	0	0
	4446 / RF	Refrigeration Mechanic II	Vacated by Cruz, Ken	0							0
	4456 / AS	Administrative Officer	Vice: Mona M. Duenas	0							0
9	<b>TOTAL VACANT POSITIONS</b>			\$0	\$0	\$0	\$0	\$0	\$0	\$0	\$0
16	<b>GRAND TOTAL</b>			\$0	\$0	\$0	\$0	\$0	\$0	\$0	\$0

- 1/ 10% of regular rate of pay, applicable from 6pm- 6am; employee must work 4 consecutive hours after 6pm for entitlement of the pay
- 2/ Applies to law enforcement personnel
- 3/ Applies to solid waste employees
- 4/ 1 ½ of regular rate of pay from 12am Friday to 12 midnight Sunday
- 5/ 1 ¼ of regular rate of pay on daily work exceeding 8 hours
- 6/ Applicable only to Guam Fire Department ambulatory service personnel; 15% of regular rate of pay

Government of Guam  
Fiscal Year 2026  
Agency Staffing Pattern Summary  
Updated: 12/31/2025

FUNCTIONAL AREA: General Government  
DEPARTMENT / AGENCY: Public Works  
PROGRAM: Highways  
FUND: Guam Highway Fund

Section Legend	HAS	Highways Administrative Services	ROW	Rights of Way
	HC	Highways Construction	TEM	Traffic Engineering Maintenance
	HP	Highways Planning	HMC	Highway Maintenance & Construction
	HE	Highways Encroachment	HPCC	Highway Programming, Construction & Control

Input by Department											Input by Department										
(A)	(B)	(C)	(D)	(E)	(F)	(G)	(H)	(I)	(J)	(K)	(L)	(M)	(N)	(O)	(P)	(Q)	(R)	(S)			
No.	Pos. No. / Section	Position Title	Name of Incumbent	Grade/ Step	Salary	Overtime	Special*	INCREMENT		Subtotal	Benefits					Medical (Premium)	Dental (Premium)	Total Benefits (K thru N)	(J + R) TOTAL		
								Date	Amt.		Retirement (J *33.85%) 1/	Retire (DDI) (\$19.01*26PP) 2/	Social Sec. (6.2% * J)	Medicare (1.45% * J)	Life 3/						
1	200 / HP	Program Coordinator IV	Dina SN Lorenzo, 60220	OX-11	86,219	0	0	1/20/26	2,737	88,956	30,112	495	0	1,290	187	8,150	373	40,607	129,563		
2	211/HMC	Program Coordinator I	Manjoy A. Galiza, 63095	KX-01	41,372	0	0	10/27/25	1,568	42,940	14,535	495	0	623	187	15,290	554	31,684	74,624		
3	4694 / HMC	Administrative Assistant	Juliana Santos	HX-01	37,913	0	0	10/6/26	0												
3	216 / HMC	Trades Helper	Gloria L. Fastidio, 9658	DX-07	29,036	209	11	1/3/27	0	29,256	9,903	495	0	424	187	8,150	0	19,159	48,415		
4	260/HMC	Program Coordinator I	Therese F. James, 12551	KX-06	49,827	359	18	8/15/26	1,888	52,092	17,633	495	0	755	187	15,290	554	34,914	87,006		
5	4126 / HMC	Administrative Assistant	Nicole Rivera, 4675	JX-12	55,402	400	20	4/26/27	0	55,822	18,896	495	0	809	187	8,150	373	28,910	84,732		
6	250 / HE	Engineer I	Mark J Abrincia, 4722	LX-11	64,108	462	23	5/2/26	2,034	66,627	22,553	495	0	966	187	0	0	24,201	90,828		
7	221 / HMC	Laborer (PED 12/30/25)	JJ S. Benavente	FX-01	28,269	204	10	6/30/2026	1,071	29,554	10,004	495	0	429	187	4,141	373	15,629	45,183		
8	4652 / HMC	Laborer	Troy JD Finona, 25057	FX-04	31,606	209	11	1/29/27	0	29,256	9,903	495	0	424	187	8,150	373	19,532	48,788		
9	245 / HMC	Laborer (PED 01/14/26)	Jesse J. Blas	FX-01	28,269	204	10	7/14/2026	1,071	29,554	10,004	495	0	429	187	4,141	373	15,629	45,183		
10	246 / HMC	Laborer	Connie C. Tedtaotao, 63209	FX-03	30,452	212	11	11/27/26	0	30,675	10,383	495	0	445	187	12,977	984	25,471	56,146		
11	248 / HMC	Laborer (PED 12/30/25)	Lusio N. Borja	FX-01	28,269	204	10	6/30/2026	1,071	29,554	10,004	495	0	429	187	4,141	373	15,629	45,183		
12	258 / HMC	Equipment Operator II	Joshua F. Borja, 10981	FX-05	20,187	146	7	2/8/26	1243	21,583	7,306	495	0	313	187	12,977	742	22,020	43,603		
13	263 / HMC	Equipment Operator II	Jeffery J. Gatan, 10351	FX-05	32,804	237	12	1/30/26	1243	34,296	11,609	495	0	497	187	8,150	373	21,311	55,607		
14	265 / HMC	Laborer	Vince JC. Aguon, 7217	FX-03	30,452	212	11	11/20/2026	0	30,675	10,383	495	0	445	187	21,217	742	33,469	64,144		
15	4653 / HMC	Laborer	Raymond P. Quiambao, 6460	FX-15	45,367	305	15	7/31/27	0	42,551	14,404	495	0	617	187	0	0	15,703	58,254		
16	268 / HMC	Laborer	Jake Q. Aguon, 60451	FX-03	30,452	212	11	11/20/26	0	30,675	10,383	495	0	445	187	4,141	373	16,024	46,699		
17	269 / HMC	Laborer	Christian E. Quintanilla, 59837	FX-03	30,452	130	7	11/20/26	0	19,304	6,535	495	0	280	187	8,150	373	16,020	35,324		
18	4068 / HMC	Data Control Clerk II	Candice PI. Tainatongo	FX-02	29,340	212	11	4/8/26	1,112	30,675	10,383	495	0	445	187	8,150	373	20,033	50,708		
19	4080 / HC	Engineer I	Candido A. Orbong, Jr., 7255	LX-13	68,240	492	25	6/2/26	2,166	70,923	24,007	495	0	1,028	187	15,290	0	41,007	111,930		
20	4116 / FTE	Land Agent Supervisor	Arnold C. Jose II, 10516	NX-03	36,406	263	13	9/27/26	2,242	38,924	13,176	495	0	564	187	8,150	373	22,945	61,869		
21	4122 / HC	Engineer II	Aaron JL. Reynoso, 100000063	NX-02	35,076	253	13	3/25/26	2,160	37,502	12,695	495	0	544	187	8,150	0	22,071	59,573		
22	4165/HMC	Laborer	Miguel Bellis, 60674	FX-01	28,269	204	10	2/9/26	1,071	29,554	10,004	495	0	429	187	0	0	11,115	40,669		
23	4528 / HC	Construction Inspector III	Edgardo L. Tolentino, 2659	LX-12	66,142	477	24	4/14/26	0	68,741	23,269	495	0	997	187	12,977	742	38,667	107,408		
								change w/DOA			0							0	0		
24	4554 / HMC	Laborer	Miller Ngradilubch Kual, 37910	FX-03	30,452	130	7	10/22/26	0	19,304	6,535	495	0	280	187	8,150	373	16,020	35,324		
25	4575 / HMC	Trades Helper	Michael J. Terrell, 11005	DX-07	17,868	129	7	8/25/26	921	18,925	6,406	495	0	274	187	4,141	0	11,503	30,428		
26	4591 / HMC	Highway Maintenance Supervisor	Dennis C. Eber, Jr., 4242	LX-09	37,062	267	13	5/13/26	1,911	39,253	13,287	495	0	569	187	0	0	14,538	53,791		
27	4595 / HMC	Laborer	Nicolas Aguirui, 59927	FX-02	29,340	212	11	11/20/24	1,112	30,675	10,383	495	0	445	187	4,141	373	16,024	46,699		
28	4601 / HMC	Equipment Operator III	Erik Scott F. Mendiola, 9162	GX-12	27,130	196	10	8/22/26	1,400	28,736	9,727	495	0	417	187	21,217	742	32,785	61,521		
29	4602 / HMC	Equipment Operator II	Daniel S. Mafnas, 10997	FX-05	32,804	228	12	12/2/26	0	33,044	11,185	495	0	479	187	8,150	373	20,869	53,913		
30	4604 / HMC	Equipment Operator Leader I	Robert R. San Nicolas, 1280	JX19	42,395	306	15	11/29/26	0	42,716	14,459	495	0	619	187	15,290	459	31,509	74,225		
31	4605 / HMC	Equipment Operator Leader II	Eugene F. Francisco, 11471	JX-14	36,291	262	13	8/2/26	1,871	38,437.08	13,011	495	0	557	187	8,150	373	22,773	61,210		
32	4611 / HMC	Equipment Operator Leader II	Peter L. Kaai, 3280	KX-16	68,502	494	25	9/30/26	2,173	71,194	24,099	495	0	1,032	187	0	0	25,813	97,007		
33	4617 / HMC	Highway Maintenance Supervisor	John T. Peredo, 3757	LX-10	62,136	448	23	5/13/27	0	62,607	21,192	495	0	908	187	15,000	459	38,241	100,848		
34	4628 / HMC	Laborer (PED 11/4/26)	Dominador Torres Laxamana	FX-01	28,269	204	10	7/14/2026	1,071	29,554	10,004	495	0	429	187	4,141	373	15,629	45,183		
35	5042 / HMC	Laborer (change FTE from 4651 to 5042)(PED 11/4/26)	Isaiah Ngenki N. Hesus	FX-01	28,269	204	10	7/14/2026	1,071	29,554	10,004	495	0	429	187	4,141	373	15,629	45,183		
36	4660 / HMC	Equipment Operator II	Kono LG. Perez, 37998	FX-02	29,340	127	6	15/19/2026	0	18,462	6,249	495	0	268	187	4,141	373	11,713	30,175		
								change w/DOA			0							0	0		
37	4666 / HMC	Equipment Operator I	Mariano C. Salas, 5096	FX22	56,296	406	20	3/17/27	0	56,722	19,200	495	0	822	187	21,217	554	42,475	99,197		
38	4671 / HMC	Equipment Operator II	Clayton G. Quinata, 25113	FX-03	18,740	135	7	5/7/26	1,154	20,036	6,782	495	0	291	187	4,141	373	12,269	32,305		
39	4677 / HMC	Laborer	Ryan T. Martinez, 5813	FX-01	28,269	204	10	2/17/26	1,071	29,554	10,004	495	0	429	187	0	0	11,115	40,669		
40	4770 / HMC	Equipment Operator III	Jordan R. Cruz, 9160	GX-14	28,879	208	11	3/29/26	1,489	30,587	10,354	495	0	444	187	0	0	11,480	42,067		
41	5015/HPCC	Electronics Technician II	Nino Jess C. Ragojos, 60661	IX-01	34,886	252	13	2/4/26	1,323	36,474	12,346	495	0	529	187	12,977	554	27,088	63,562		
42	5040 / HMC	Laborer	Avelino F. Gato / 100000064	FX-01	17,396	125	6	2/9/26	1,071	18,598	6,296	495	0	270	187	0	0	7,248	25,846		

Government of Guam  
Fiscal Year 2026  
Agency Staffing Pattern Summary  
Updated: 12/31/2025

43	5052 / HMC	Laborer	Michael Vincent L. Saures, 11477	FX-07	35,336	255	13	2/23/27	1,122	36,726	12,432	495	0	533	187	0	0	13,647	50,373	
44	5053 / HMC	Laborer	Tanner F. Pinaula, 59701	FX-01	28,269	204	10	2/9/26	1,071	29,554	10,004	495	0	429	187	0	0	11,115	40,669	
44	<b>TOTAL FILLED POSITIONS</b>				----	<b>1,681,858</b>	<b>10,602</b>	<b>535</b>	----	<b>42,508</b>	<b>1,660,401</b>	<b>562,043</b>	<b>21,780</b>	<b>0</b>	<b>24,080</b>	<b>8,228</b>	<b>330,929</b>	<b>14,173</b>	<b>961,233</b>	<b>2,621,634</b>
1	5046 / HE	Program Coordinator I/LTA	Melanie Wolford, 21131	KX-01	41,372	597	30	----	0	41,999	14,217	495	0	609	187	5,978	459	21,945	63,944	
2	4979 / HMC	Customer Service Representative/LTA	Ronald C. Meno, 7572	HX-01	32,355	467	24	----	0	32,846	11,118	495	0	476	187	8,150	373	20,799	53,645	
2	<b>TOTAL LIMITED TERM / TEMPORARY APPOINTMENTS</b>				----	<b>73,727</b>	<b>1,064</b>	<b>54</b>	----	<b>0</b>	<b>74,845</b>	<b>25,335</b>	<b>990</b>	<b>0</b>	<b>1,085</b>	<b>374</b>	<b>14,128</b>	<b>832</b>	<b>42,744</b>	<b>117,589</b>
46	<b>TOTAL FILLED / LIMITED TERM / TEMPORARY APPOINTMENTS</b>				----	<b>1,755,585</b>	<b>11,666</b>	<b>589</b>	----	<b>42,508</b>	<b>1,735,246</b>	<b>587,378</b>	<b>22,770</b>	<b>0</b>	<b>25,165</b>	<b>8,602</b>	<b>345,057</b>	<b>15,005</b>	<b>1,003,977</b>	<b>2,739,223</b>
<b>FY 2025 VACANT POSITIONS from DOA Recruitment / RESIGNATIONS/PROMOTIONS/RETIREMENTS/TERM</b>																				
1	227/HMC	Trades Helper	Vice Tomas T. Aflague	DX-01	19,655	0	0	----	0	19,655	6,653	495	0	285	187	7215	554	15,389	35,044	
2	218/HMC	Trades Helper	Vice Ray S. Aguilar, Jr.	DX-01	19,655	0	0	----	0	19,655	6,653	495	0	285	187	7215	554	15,389	35,044	
3	4007/HWY	Administrative Aide	Vice Kenneth E. Maratita	FX-01	23,920	0	0	----	0	23,920	8,097	495	0	347	187	7215	554	16,895	40,815	
4	4733/HMC	Administrative Aide	Vice Juanita L. Campbell SP2011	FX-01	23,920	0	0	----	0	23,920	8,097	495	0	347	187	7215	554	16,895	40,815	
5	4513 / HP	Secretary Typist I	Vice Valarie A. San Nicolas, 9138	GX-01	25,528	0	0	----	0	25,528	8,641	495	0	370	187	7215	554	17,462	42,990	
6	4652 / HMC	Laborer in lieu of Equipment Operator II	Vice Jan-Eron R. Fegurgur	FX-01	23,920	0	0	----	0	23,920	8,097	495	0	347	187	7215	554	16,895	40,815	
7	4653 / HMC	Laborer	Vice Enk Scott Mendiola	FX-01	19,571	0	0	----	0	19,571	6,625	495	0	284	187	7215	554	15,360	34,931	
8	4673 / HMC	Laborer	Vice Arthur F. Ayuyu	FX-01	19,571	0	0	----	0	19,571	6,625	495	0	284	187	7215	554	15,360	34,931	
9	4678/ HMC	Administrative Assistant	Vice Marjory A. Galiza	JX-01	34,997	0	0	----	0	34,997	11,846	495	0	507	187	7215	554	20,804	55,801	
10	4510 / HWY	Chief of Operations	Vice Linda U. Ibanez	SX-01	73,163	0	0	----	0	73,163	24,766	495	0	1,061	187	7215	554	34,278	107,441	
11	4586 / HMC	Highway Maintenance Superintendent	Darren C. Muna, 4464	OX-01	56,192	0	0	----	0	56,192	19,021	495	0	815	187	7215	554	28,287	84,479	
12	5045/HPC	Electronic Technician II	Nino Jess C. Ragojos	JX-01	29,164	0	0	----	0	29,164	9,872	495	0	423	187	7215	554	18,746	47,910	
<b>VACANT POSITIONS FY 2026 BUDGET</b>																				
1	4582 / ROW	Land Agent I in lieu of Land Agent II	Vice Arnold C. Jose II	KX-01	33,416	0	0	----	0	33,416	11,311	495	0	485	187	7215	554	20,247	53,663	
2	4662	Welder I in lieu of CustServRep	Vice Miguel Bellis	HX-01	24,888	0	0	----	0	24,888	8,425	495	0	361	187	7215	554	17,237	42,125	
	4610 / HC	Engineer II	Vice Rigoberto J. Diaz	NX-01	0	0	0	----	0	0	0	0	0	0	0	0	0	0	0	
3	HMC	Program Coordinator I	Vacant SP2024	KX-01	31,825	0	0	----	0	31,825	10,773	495	0	461	187	7215	554	19,685	51,510	
	4672 / HMC	Customer Service Representative	Vice Jana Carnaga	HX-01	0	0	0	----	0	0	0	0	0	0	0	0	0	0	0	
4	4694 / HE	Administrative Assistant	Vice Marjory A. Galiza	JX-01	29,164	0	0	----	0	29,164	9,872	495	0	423	187	7215	554	18,746	47,910	
5	4526 / HMC	TESS Inspector	Vice Vincent Guerrero	KX-01	31,825	0	0	----	0	31,825	10,773	495	0	461	188	7218	554	19,689	51,514	
	4651 / HMC	Administrative Aide	Vice Rodolfo Marquez	FX-01	0	0	0	----	0	0	0	0	0	0	0	0	0	0	0	
6	4693 / HMC	Equip Opr Ldr I in lieu of F.O.III	Vice Harold Charfauros, Jr.	IX	26,835	0	0	----	0	26,835	9,084	495	0	389	187	7215	554	17,924	44,759	
	4606 / HMC	Equipment Operator Leader I	Vice Eugene Francisco	IX	0	0	0	----	0	0	0	0	0	0	0	0	0	0	0	
	227/HMC	Equip Opr Ldr I in lieu of PCI	Vice Robert Clark	IX	0	0	0	----	0	0	0	0	0	0	0	0	0	0	0	
	4629/ HMC	Equip Opr Ldr I in lieu of Hwy Sign Wkr I	Vice Christopher Duenas	IX	0	0	0	----	0	0	0	0	0	0	0	0	0	0	0	
7	5016/ HMC	Highway Maint Superintendent (Detail Appt)	Vice Rodolfo V. Quijano (SP1998)	OX	3,289	0	0	----	0	3,289	1,113	0	0	0	0	0	0	1,113	4,402	
	5015/HPC	Electronics Technician II	Vice SP2005	IX-01	0	0	0	----	0	0	0	0	0	0	0	0	0	0	0	
	HMC	HM Supervisor (MS4) in lieu of SPC	Vice Jeffrey J. Toves	LX-01	0	0	0	----	0	0	0	0	0	0	0	0	0	0	0	
	HMC	Equipment Operator III (MS4) in lieu of SPC	Vice Juliana M. Santos	NX-01	0	0	0	----	0	0	0	0	0	0	0	0	0	0	0	
	HMC	Equipment Operator II (MS4) in lieu of SPC	Vice Francis LG. Damian	FX-01	0	0	0	----	0	0	0	0	0	0	0	0	0	0	0	
	HMC	Laborer (MS4) in lieu of Trades Helper	Vice Avelino Gato	FX-01	0	0	0	----	0	0	0	0	0	0	0	0	0	0	0	
	HMC	Laborer (MS4) in lieu of Trades Helper	Vice Johnny Chargualaf	FX-01	0	0	0	----	0	0	0	0	0	0	0	0	0	0	0	
	HMC	Laborer (MS4) in lieu of Trades Helper	Vice Tanner Pinaula	FX-01	0	0	0	----	0	0	0	0	0	0	0	0	0	0	0	
	5042 / HMC	Laborer (LTA)	Vice Riko LA. Sablan	FX-01	0	0	0	----	0	0	0	0	0	0	0	0	0	0	0	
	5054 / HMC	Laborer (LTA)	Vice Tanner Pinaula	FX-01	0	0	0	----	0	0	0	0	0	0	0	0	0	0	0	
8	240 / HMC	Trades Helper	Vice Troy JD. Friona, 25057	DX-01	23,229	0	0	1/29/27	0	29,256	9,903	495	0	0	0	7,215	554	18,167	47,423	
9	266 / HMC	Trades Helper	Vice Raymond P. Quiambao, 6460	DX-01	23,229	0	0	7/31/27	0	42,551	14,404	495	0	0	0	7,215	554	22,668	65,219	
10	242 / HMC	Highway Maintenance Supervisor	Andrew R. Crisostomo, 4457	LX-01	45,262	0	0	----	0	45,262	12,252	495	0	525	187	7,215	554	21,228	57,422	
11	245 / HMC	Laborer (PED #1/14/26)	Jesse J. Blas	FX-01	28,269	204	0	----	0	29,554	10,004	495	0	429	187	7,215	554	18,884	48,438	
23	<b>TOTAL VACANT POSITIONS FOR RECRUITMENT</b>				----	<b>670,486</b>	<b>204</b>	<b>0</b>	----	<b>0</b>	<b>688,052</b>	<b>232,907</b>	<b>10,890</b>	<b>0</b>	<b>8,889</b>	<b>3,741</b>	<b>158,733</b>	<b>12,188</b>	<b>427,348</b>	<b>1,115,401</b>
69	<b>GRAND TOTAL</b>				----	<b>2,426,070</b>	<b>11,870</b>	<b>589</b>	----	<b>42,508</b>	<b>2,423,298</b>	<b>820,285</b>	<b>33,660</b>	<b>0</b>	<b>34,054</b>	<b>12,343</b>	<b>503,790</b>	<b>27,193</b>	<b>1,431,325</b>	<b>3,854,624</b>

\* Night Differential / Hazardous / Worker's Compensation / etc.

\*\* Indicate "LTA" for Limited Term Appointment; "TEMP" for Temporary Appointment; "(UNC)" for Unclassified Appointment; "TDA" for Temporary Duty Assignment next to Position Title; and "TBD" for To Be Determined next to Position Number (where applicable).

1/ FY 2026 (Current) Gov.Guam contribution rate of 33.85% for the Government of Guam Retirement is subject to change.

2/ FY 2026 (Current) Gov.Guam contribution rate of \$19.01 (bi-weekly) for DBI is subject to change.

3/ FY 2026 (Current) Gov.Guam contribution rate of \$187 (per annum) for Life Insurance is subject to change.

FUNCTIONAL AREA: General Government  
 DEPARTMENT / AGENCY: Public Works  
 PROGRAM: Highways  
 FUND: Guam Highway Fund / Village Street

Section Legend	HAS	Highways Administrative Services	ROW	Rights of Way
	HC	Highway Construction	TEM	Traffic Engineering Maintenance
	HP	Highway Planning	HMC	Highway Maintenance & Construction
	HE	Highway Encroachment	HPCC	Highway Programming, Construction & Control

Input by Department											Input by Department								
No.	(A) Pos. No. / Section	(B) Position Title	(C) Name of Incumbent	(D) Grade/ Step	(E) Salary	(F) Overtime	(G) Special*	(H) INCREMENT		(J) (E+F+G+I) Subtotal	Benefits					(P) Medical (Premium)	(Q) Dental (Premium)	(R) Total Benefits (K thru N)	(S) (J + R) TOTAL
								Date	Amt.		(K) Retirement (J * 33.85%) 3/	(L) Retire (DDI) (\$19.01 * 26PP) 2/	(M) Social Sec. (6.2% * J)	(N) Medicare (1.45% * J)	(O) Life 3/				
1	216 / HMC	Trades Helper	Gloria L. Fastidio, 9658	DX-07	0	1,885	112			1,997	0	676						676	2,673
2	260/HMC	Program Coordinator I	Therese F. James, 12551	KX-06	0	3,234	192			3,426		1,160						1,160	4,586
3	4126 / HMC	Administrative Assistant	Nicole Rivera, 4675	JX-12	0	3,596	213			3,809		1,289						1,289	5,098
4	221 / HMC	Laborer (PED 12/30/25)	JJ S. Benavente	FX-01	0	1,835	109			1,944		658						658	2,602
5	240 / HMC	Trades Helper	Troy JD Finona, 25057	DX-07	0	1,885	112			1,997		676						676	2,673
6	242 / HMC	Highway Maintenance Supervisor	Andrew R. Crisostomo, 4457	LX-07	21,761	3,672	218			25,651		8,683						8,683	34,334
7	245 / HMC	Laborer (PED 01/14/26)	Jesse J. Blas	FX-01	0	1,835	109			1,944		658						658	2,602
8	246 / HMC	Laborer	Connie C. Tedtaotao, 63209	FX-02	0	1,904	113			2,017		683						683	2,700
9	248 / HMC	Laborer (PED 12/30/25)	Lusio N. Borja	FX-01	0	1,835	109			1,944		658						658	2,602
10	258 / HMC	Equipment Operator II	Joshua F. Borja, 10981	FX-05	12,617	2,129	126			14,872		5,034						5,034	19,906
11	263 / HMC	Equipment Operator II	Jeffery J. Gatan, 10351	FX-05	0	2,129	126			2,255		763						763	3,018
12	265 / HMC	Laborer	Vince JC Agnon, 7217	FX-02	0	1,904	113			2,017		683						683	2,700
13	266 / HMC	Trades Helper	Raymond P. Quiambao, 6460	DX-18	0	2,741	162			2,903		983						983	3,886
14	268 / HMC	Laborer	Jake Q. Agnon, 60451	FX-02	0	1,904	113			2,017		683						683	2,700
15	269 / HMC	Laborer	Christian E. Quintanilla, 59837	FX-02	0	1,904	113			2,017		683						683	2,700
16	4068 / HMC	Data Control Clerk II	Candice P. Tamatongo	FX-02	0	1,904	113			2,017		683						683	2,700
17	4165/HMC	Laborer	Miguel Bellis, 60674	FX-01	0	1,835	109			1,944		658						658	2,602
18	4554 / HMC	Laborer	Miller Ngiradiluboh Kual, 37910	FX-02	11,285	1,904	113			13,302		4,503						4,503	17,805
19	4575 / HMC	Trades Helper	Michael J. Terrell, 11005	DX-07	11,168	1,885	112			13,165		4,456						4,456	17,621
20	4591 / HMC	Highway Maintenance Supervisor	Dennis C. Eber, Jr., 4242	LX-09	23,163	3,909	232			27,304		9,243						9,243	36,547
21	4595 / HMC	Laborer	Nicolas Aguinui, 59927	FX-02	0	1,904	113			2,017		683						683	2,700
22	4601 / HMC	Equipment Operator III	Erk Scott F. Mendiola, 9162	GX-12	16,956	2,861	170			19,987		6,766						6,766	26,753
23	4602 / HMC	Equipment Operator II	Daniel S. Mañas, 10997	FX-04	0	2,051	122			2,173		736						736	2,909
24	4604 / HMC	Equipment Operator Leader I	Robert R. San Nicolas, 1280	JX19	26,497	4,471	265			31,233		10,572						10,572	41,805
25	4605 / HMC	Equipment Operator Leader II	Eugene F. Francisco, 11471	JX-14	22,682	3,828	227			26,737		9,050						9,050	35,787
26	4611 / HMC	Equipment Operator Leader II	Peter L. Kaai, 3280	KX-16	0	4,446	263			4,709		1,594						1,594	6,303
27	4617 / HMC	Highway Maintenance Supervisor	John T. Peredo, 3757	LX-10	0	4,033	239			4,272		1,446						1,446	5,718
28	4628 / HMC	Laborer (PED 1/14/26)	Dominador Torres Laxamana	FX-01	0	1,835	109			1,944		658						658	2,602
29	5042 / HMC	Laborer (change FTE from 4651 to 5042) (PED 1/14/26)	Isaiah Ngeriki N. Hesus	FX-01	0	1,835	109			1,944		658						658	2,602
30	4660 / HMC	Equipment Operator II	Kono LG Perez, 37998	FX-01	11,011	1,858	110			12,979		4,393						4,393	17,372
31	4666 / HMC	Equipment Operator I	Mariano C. Salas, 5096	FX22	0	3,654	217			3,871		1,310						1,310	5,181
32	4671 / HMC	Equipment Operator II	Clayton G. Qinata, 25113	FX-03	11,712	1,976	117			13,805		4,673						4,673	18,478
33	4677 / HMC	Laborer	Ryan T. Martinez, 5813	FX-01	0	1,835	109			1,944		658						658	2,602
34	4770 / HMC	Equipment Operator III	Jordan R. Cruz, 9160	GX-14	18,049	3,046	180			21,275		7,202						7,202	28,477
35	5015/HPCC	Electronics Technician II	Nimo Jess C. Ragojos, 60661	1X-01	0	2,264	134			2,398		812						812	3,210
36	5040 / HMC	Laborer	Avelino F. Gato / 100000064	FX-01	10,873	1,835	109			12,817		4,338						4,338	17,155
37	5052 / HMC	Laborer	Michael Vincent L. Saures, 11477	FX-07	0	2,293	136			2,429		822						822	3,251

38	5053 / HMC	Laborer	Tanner F. Pinaula, 59701	FX-01	0	1,835	109			1,944	658								658	2,602
		Elect Tech, Electrician, Emergency Traffic Light Repair	TRAFFIC MAINTENANCE		5	32 16	1,930	0		1,930	653								653	
		Safety Inspector (Emergency - Auto-Auto, Accident Cleanup)	SAFETY		2	22 87	549	0		549	186								186	
		Main Wkr. Electrician, Carpenter, Laborer, Welder, RefMech	BUILDING MAINTENANCE CONSTRUCTION		5	22 73	1,364	0		1,364	462								462	
38	<b>TOTAL FILLED POSITIONS</b>			----	197,774	97,531	5,557	----	0	297,020	100,542	0	0	0	0	0	0	100,542	397,562	
1	216 / HMC	Trades Helper	Gloria L. Fastidio, 9658			1,885	112	0	0	0	1,997									16,255
2	260/HMC	Program Coordinator I	Therese F. James, 12551			3,234	192	0	0	0	3,426									
3	4126 / HMC	Administrative Assistant	Nicole Rivera, 4675			3,596	213	0	0	0	3,809									
4	221 / HMC	Laborer (PED 12/30/25)	JJ S. Benavente			1,835	109	0	0	0	1,944									
5	240 / HMC	Trades Helper	Troy JD Finona, 25057			1,885	112	0	0	0	1,997									
6	242 / HMC	Highway Maintenance Supervisor	Andrew R. Crisostomo, 4457			3,672	218	0	0	0	3,890									
7	245 / HMC	Laborer (PED 01/14/26)	Jesse J. Blas			1,835	109	0	0	0	1,944									
8	246 / HMC	Laborer	Connie C. Tedaotao, 63209			1,904	113	0	0	0	2,017									
9	248 / HMC	Laborer (PED 12/30/25)	Lusio N. Borja			1,835	109	0	0	0	1,944									
10	258 / HMC	Equipment Operator II	Joshua F. Borja, 10981			2,129	126	0	0	0	2,255									
11	263 / HMC	Equipment Operator II	Jeffery J. Gatan, 10351			2,129	126	0	0	0	2,255									
12	265 / HMC	Laborer	Vince JC. Aguon, 7217			1,904	113	0	0	0	2,017									
13	266 / HMC	Trades Helper	Raymond P. Quiambao, 6460			2,741	162	0	0	0	2,903									
14	268 / HMC	Laborer	Jake Q. Aguon, 60451			1,904	113	0	0	0	2,017									
15	269 / HMC	Laborer	Christian E. Quintanilla, 59837			1,904	113	0	0	0	2,017									
16	4068 / HMC	Data Control Clerk II	Candice P. Tainatongo			1,904	113	0	0	0	2,017									
17	4165/HMC	Laborer	Miguel Bellis, 60674			1,835	109	0	0	0	1,944									
18	4554 / HMC	Laborer	Miller Ngradiubch Kual, 37910			1,904	113	0	0	0	2,017									
19	4575 / HMC	Trades Helper	Michael J. Terrell, 11005			1,885	112	0	0	0	1,997									
20	4591 / HMC	Highway Maintenance Supervisor	Dennis C. Eber, Jr., 4242			3,909	232	0	0	0	4,141									
21	4595 / HMC	Laborer	Nicolas Aguirui, 59927			1,904	113	0	0	0	2,017									
22	4601 / HMC	Equipment Operator III	Erik Scott F. Mendiola, 9162			2,861	170	0	0	0	3,031									
23	4602 / HMC	Equipment Operator II	Daniel S. Mañas, 10997			2,051	122	0	0	0	2,173									
24	4604 / HMC	Equipment Operator Leader I	Robert R. San Nicolas, 1280			4,471	265	0	0	0	4,736									
25	4605 / HMC	Equipment Operator Leader II	Eugene F. Francisco, 11471			3,828	227	0	0	0	4,055									
26	4611 / HMC	Equipment Operator Leader II	Peter L. Kaai, 3280			4,446	263	0	0	0	4,709									
27	4617 / HMC	Highway Maintenance Supervisor	John T. Peredo, 3757			4,033	239	0	0	0	4,272									
28	4628 / HMC	Laborer (PED 1/14/26)	Dominador Torres Laxamana			1,835	109	0	0	0	1,944									
29	5042 / HMC	Laborer (change FTE from 4651 to 5042)(PED 01/14/26)	Isaiah Ngeriki N. Hesus			1,835	109	0	0	0	1,944									
30	4660 / HMC	Equipment Operator II	Kono LG. Perez, 37998			1,858	110	0	0	0	1,968									
31	4666 / HMC	Equipment Operator I	Mariano C. Salas, 5096			3,654	217	0	0	0	3,871									
32	4671 / HMC	Equipment Operator II	Clayton G. Quinata, 25113			1,976	117	0	0	0	2,093									
33	4677 / HMC	Laborer	Ryan T. Martinez, 5813			1,835	109	0	0	0	1,944									
34	4770 / HMC	Equipment Operator III	Jordan R. Cruz, 9160			3,046	180	0	0	0	3,226									
35	5015/HPC	Electronics Technician II	Nino Jess C. Ragojos, 60661			2,264	134	0	0	0	2,398									
36	5040 / HMC	Laborer	Avelino F. Gato / 100000064			1,835	109	0	0	0	1,944									
37	5052 / HMC	Laborer	Michael Vincent L. Saures, 11477			2,293	136	0	0	0	2,429									
38	5053 / HMC	Laborer	Tanner F. Pinaula, 59701			1,835	109	0	0	0	1,944									
		Elect Tech, Electrician, Emergency Traffic Light Repair	TRAFFIC MAINTENANCE			0	0	0	0	0	0									
		Safety Inspector (Emergency - Auto-Auto, Accident Cleanup)	SAFETY			0	0	0	0	0	0									
		Main Wkr. Electrician, Carpenter, Laborer, Welder, RefMech	BUILDING MAINTENANCE CONSTRUCTION			0	0	0	0	0	0									
38	<b>TOTAL FILLED POSITIONS</b>					93,689	5,557	----	0	0	99,246									

Note that the Legislature has taken steps to ensure that any protected personal identifying information has been redacted or excluded in whole or in part in order to protect the privacy of any individual(s) whose information has been included as part of this transmittal.

Government of Guam  
Fiscal Year 2026  
Agency Staffing Pattern Summary  
Updated: 12/31/2025

FUNCTIONAL AREA: General Government  
DEPARTMENT / AGENCY: Public Works  
PROGRAM: Highways  
FUND: Rapid Response Highway Fund

Input by Department										Input by Department											
(A)	(B)	(C)	(D)	(E)	(F)	(G)	(H)		(I)	(J)	(K)	(L)	(M)			(N)	(O)	(P)	(Q)	(R)	(S)
No.	Pos. No. / Section	Position Title 1/	Name of Incumbent	Grade/ Step	Salary	Overtime	Special*	INCREMENT		Subtotal	Retirement (J *33.85%) 2/	Retire (DDI) (\$19.02*26PP) 3/	Social Sec. (6.2% * J)	Medicare (1.45% * J)	Life 4/	Medical (Premium)	Dental (Premium)	Total Benefits (K thru N)	(J + R)	TOTAL	
								Date	Amount												
1	206	Special Projects Coord	Jeffrey J. Toves, 60741	NX-07	68,648		\$0	N/A	0	68,648	\$ 23,237	0	0	995	\$0	\$7,215	\$554	32,001		100,649	
2	4651	Special Projects Coord	Paul Ibanez	NX-01	54,918		\$0	N/A	0	54,918	\$ 18,590	0	0	796	\$0	\$7,215	\$554	27,155		82,073	
<b>2</b>					<b>TOTAL FILLED POSITIONS</b>	<b>\$123,566</b>	<b>\$0</b>	<b>\$0</b>	<b>\$0</b>	<b>\$123,566</b>	<b>\$41,827</b>	<b>\$0</b>	<b>\$0</b>	<b>\$1,791</b>	<b>\$0</b>	<b>\$14,430</b>	<b>\$1,108</b>	<b>\$59,156</b>		<b>\$182,722</b>	
1	214	Trades Helper	Vice: Avelino F. Gato	DX-01	23,229		\$0	N/A	0	23229	\$ 7,863	0	0	337	\$0	\$7,215	\$554	15,969		39198	
2	4623	Trades Helper	Vice: Johnny A. Charyualaf, Jr.	DX-01	23,229		\$0	N/A	0	23229	\$ 7,863	0	0	337	\$0	\$7,215	\$554	15,969		39198	
3	4651	Special Projects Coord	Vice: Francis LG Damian	NX-01	0		\$0	N/A	0	0	\$ -	0	0	0	\$0	\$7,215	\$554	7,769		7769	
4	5041	Trades Helper	Vice: Tanner IF Pinaula	DX-01	23,229		\$0	N/A	0	23229	\$ 7,863	0	0	337	\$0	\$7,215	\$554	15,969		39198	
5	4560	Special Projects Coord	vice Juliana M. Santos, 6036	NX-01	54,918		\$0	02/09/26	0	54,918	\$ 18,590	0	0	796	\$0	\$7,215	\$554	27,155		82,073	
<b>5</b>					<b>TOTAL VACATED POSITIONS</b>	<b>\$69,687</b>	<b>\$0</b>	<b>\$0</b>	<b>\$0</b>	<b>\$69,687</b>	<b>\$23,589</b>	<b>\$0</b>	<b>\$0</b>	<b>\$1,011</b>	<b>\$0</b>	<b>\$28,860</b>	<b>\$2,216</b>	<b>\$55,676</b>		<b>\$125,363</b>	
<b>7</b>					<b>TOTAL</b>	<b>\$193,253</b>	<b>\$0</b>	<b>\$0</b>	<b>\$0</b>	<b>\$193,253</b>	<b>\$65,416</b>	<b>\$0</b>	<b>\$0</b>	<b>\$2,802</b>	<b>\$0</b>	<b>\$43,290</b>	<b>\$3,324</b>	<b>\$114,832</b>		<b>\$308,085</b>	

\* Night Differential / Hazardous / Worker's Compensation / etc.

\*\* Indicate "LTA" for Limited Term Appointment; "TEMP" for Temporary Appointment; "(UNC)" for Unclassified Appointment; "TDA" for Temporary Duty Assignment next to Position Title; and "TBD" for To Be Determined next to Position Number (where applicable).

1/ FY 2026 (Proposed) GovGuam contribution rate of 32.35% for the Government of Guam Retirement is subject to change.

2/ FY 2026 (Proposed) GovGuam contribution rate of \$19.01 (bi-weekly) for DDI is subject to change.

3/ FY 2026 (Proposed) GovGuam contribution rate of \$187 (per annum) for Life Insurance is subject to change.

FUNCTIONAL AREA: General Government  
DEPARTMENT / AGENCY: Public Works  
PROGRAM: Capital Improvement Projects, Division of Engineering, Building Permits Section  
FUND: DPW Building and Design Fund (Plan Checking Fee) / [REDACTED]

Section Legend:  
BPI Building Permits

Input by Department										Input by Department										
No.	Pos. No. / Section	Position Title	Name of Incumbent	Grade/ Step	Salary	Overtime	Special*	INCREMENT		(J) (E+F+G+H) Subtotal	Benefits					(P) Medical (Premium)	(Q) Dental (Premium)	(R) Total Benefits (K thru N)	(S) (J + R) TOTAL	
								Date	Amt.		Retirement (J * 33.85%) 1/	Retire (DDI) (S19.01 * 26PP) 2/	Social Sec. (6.2% * J)	Medicare (1.45% * J)	Life 3/					
1	205	Building Inspector II	Alquin DA Ortaleza, 10294	KX-05	\$48,008	\$0	\$0	5/17/26	\$758	48,766	\$16,507	\$495	\$0	\$707	\$187	\$8,551	\$342	\$26,789	\$75,555	
2	4069	Chief Building Inspector	Peter S Trinidad, 2066	PX-05	78,554	0	0	3/2/26	1,737	80,291	\$27,179	495	0	1,164	187	0	486	29,511	109,802	
3	4072	Building Inspector II	Rosario Q Roxas, 10000437	KX-02	42,940	0	0	8/12/26	271	43,211	\$14,627	495	0	627	187	8551	342	24,829	68,040	
4	4084	Building Inspector II	Taralyn S. Tellei, 10117	KX-07	51,715	0	0	11/6/26	0	51,715	\$17,506	495	0	750	187	0	404	19,342	71,057	
5	4088	Building Inspector II	Walter G. Gray, 7801	KX-08	53,356	0	0	4/15/27	1,641	54,997	\$18,616	495	0	797	187	8,551	342	28,988	83,985	
6	4092	Building Inspector II	Peter P. Quenga, 60181	KX-04	46,256	0	0	11/9/26	1,548	47,804	\$16,182	495	0	693	187	8,551	342	26,450	74,254	
7	4545	Management Analyst IV	Erica A Taitano, 60150	OX-04	68,059	0	0	12/6/25	2,149	70,208	\$23,765	495	0	1,018	187	8,551	404	34,420	104,628	
8	4553	Customer Service Supervisor	Clarissa F Guevara, 7159	JX-11	53,699	0	0	11/13/27	1,561	55,260	\$18,706	495	0	801	187	6,921	404	27,514	82,774	
9	4634	Customer Service Representative	Cynthia C Tudela, 38025	HX-03	34,853	0	0	10/23/26	1272	36,125	\$12,228	495	0	524	187	8,551	342	22,327	58,452	
9	TOTAL FILLED POSITIONS				----	\$ 477,440	\$0	\$0	----	\$10,937	\$488,377	\$165,316	\$4,455	\$0	\$7,081	\$1,683	\$8,551	\$3,408	\$240,170	\$728,547
1	4076	Customer Service Rep (TEMP) in lieu of Administrative Aide	Terrance J Borja (Exp 01/21/2026)	HX-01	32,355	0	0	N/A	0	32,355	10,952	495	0	469	187	8,551	342	20,996	53,351	
1	4430	Management Analyst I (TEMP)	Hill Junior D LeonGuerrero (Exp 11)	KX-01	41,372	0	0	N/A	0	41,372	14,004	495	0	600	187	8,551	342	24,179	65,551	
2	TOTAL LIMITED TERM / TEMPORARY APPOINTMENTS				----	\$ 73,727	\$ -	\$ -	\$ -	\$ -	\$ 73,727	\$ 24,956	\$ 990	\$ -	\$ 1,069	\$ 374	\$ 684	\$ 684	\$ 45,175	\$ 118,902
11	TOTAL FILLED POSITIONS / LIMITED TERM / TEMPORARY APPOINTMENTS				----	\$ 551,167	\$0	\$0	----	\$10,937	\$562,104	\$190,272	\$5,445	\$0	\$8,150	\$2,057	\$75,329	\$4,092	\$285,345	\$847,449
1	270	Building Inspector I (Open-Cont)	Vice Walter G Gray 4/14/2019	JX-01	37,913	0	0	N/A	0	37,913	12,834	495	0	550	187	7215	554	21,835	59,748	
2	4064	Building Inspection & Permits Administrator	Randy P Romero 5/17/2024	QX-01	73,788	0	0	N/A	0	73,788	24,977	495	0	1,070	187	7215	554	34,498	108,286	
3	4066	Building Inspector Supervisor	Vice Anthony MA Cruz 9/29/1995	LX-01	45,262	0	0	N/A	0	45,262	15,321	495	0	656	187	7215	554	24,428	69,690	
4	4068	Administrative Aide	Vice Enriqueta P Dazo 9/30/2001	FX-01	28,269	0	0	N/A	0	28,269	9,569	495	0	410	187	7215	554	18,430	46,699	
5	4073	Building Inspector I	Vice Peter P Quenga 11/9/2023	JX-01	37,913	0	0	N/A	0	37,913	12,834	495	0	550	187	7215	554	21,835	59,748	
6	4081	Building Inspector I	Vice Taralyn VC Santos 5/6/2023	JX-01	37,913	0	0	N/A	0	37,913	12,834	495	0	550	187	7215	554	21,835	59,748	
7	4086	Building Inspector II (in lieu of Bldg Insp I)	Vice Paul Reyes 12/2/2002	KX-01	41,372	0	0	N/A	0	41,372	14,004	495	0	600	187	7215	554	23,055	64,427	
8	4089	Building Inspector II (Open) (in lieu of Bldg Insp I)	Vice Joseph F Ulloa 9/13/2019	KX-01	41,372	0	0	N/A	0	41,372	14,004	495	0	600	187	7215	554	23,055	64,427	
9	4125	Customer Service Rep (in lieu of Clerk I)	Vice Jayshawna J Salas 9/20/2024	HX-01	32,355	0	0	N/A	0	32,355	10,952	495	0	469	187	7215	554	19,872	52,227	
10	4135	Management Analyst IV	Vice Annie Paulino 4/14/1999	OX-01	60,875	0	0	N/A	0	60,875	20,606	495	0	883	187	7215	554	29,940	90,815	
11	4430	Management Analyst I	Vice Joan Ngerul E 5/01/1992	KX-01	41,372	0	0	N/A	0	41,372	14,004	495	0	600	187	7215	554	23,055	64,427	
12	4512	Customer Service Rep (in lieu of Clerk III)	Vice Janice T Campos 12/30/2022	HX-01	32,355	0	0	N/A	0	32,355	10,952	495	0	469	187	7215	554	19,872	52,227	
13	4637	Building Inspector I (in lieu of Building Ins II)	Vice Alquin DA Ortaleza	JX-01	37,913	0	0	N/A	0	37,913	12,834	495	0	550	187	7215	554	21,835	59,748	
14	4656	Customer Service Representative	Lea P Swigart (Resign 7/25/2025)	HX-01	32,355	0	0	N/A	0	32,355	10,952	495	0	469	187	7215	554	19,872	52,227	
15	4922	Customer Service Representative	Vice Clarissa F Guevara 11/13/202	HX-01	32,355	0	0	N/A	0	32,355	10,952	495	0	469	187	7215	554	19,872	52,227	
15	TOTAL VACANT POSITIONS FOR RECRUITMENT				----	\$ 613,382	\$ -	\$ -	\$ -	\$ -	\$ 613,382	\$ 207,629	\$ 7,425	\$ -	\$ 8,895	\$ 2,805	\$ 108,225	\$ 8,310	\$ 343,289	\$ 956,671
26	GRAND TOTAL				----	\$1,164,549	\$0	\$0	----	\$10,937	\$1,175,486	\$397,901	\$12,870	\$0	\$17,045	\$4,862	\$183,554	\$12,402	\$628,634	\$1,804,120

\* Night Differential/ Hazardous / Worker's Compensation / etc.  
 \*\* Indicate "LTA" for Limited Term Appointment; "TEMP" for Temporary Appointment; "(UNC)" for Unclassified Appointment; "TDA" for Temporary Duty Assignment next to Position Title; and "TBD" for To Be Determined next to Position Number (where applicable).  
 1/ FY 2026 (Proposed) GovGuam contribution rate of 33.85% for the Government of Guam Retirement is subject to change.  
 2/ FY 2026 (Proposed) GovGuam contribution rate of \$19.01 (bi-weekly) for DDI is subject to change.  
 3/ FY 2026 (Proposed) GovGuam contribution rate of \$187 (per annum) for Life Insurance is subject to change.

For Information Only - Not part of the FY'26 Budget Request

Input by Department											
No.	Pos. No. / Section	Position Title	Name of Incumbent	Holiday Pay	Special Pay Categories						(K) Subtotal
					(E)	(F)	(G)	(H)	(I)	(J)	
					1/ Night Differential Pay 10%	2/ Hazard 10%	3/ Hazard 8%	4/ Nurse Sunday Pay 1.5	5/ Nurse Pay 1.5	6/ EMT Pay 15%	
1	285	Building Inspector II	Alquin DA Ortaleza, 10294	\$0	\$0	\$0	\$0	\$0	\$0	\$0	\$0
2	4069	Chief Building Inspector	Peter S Trinidad, 2066	0	0	0	0	0	0	0	0
3	4072	Building Inspector II	Rosario Q Roxas, 10000437	0	0	0	0	0	0	0	0
4	4084	Building Inspector II	Taralyn S. Tellei, 10117	0	0	0	0	0	0	0	0
5	4088	Building Inspector II	Walter G. Gray, 7801	0	0	0	0	0	0	0	0
6	4092	Building Inspector II	Peter P. Quenga, 60181	0	0	0	0	0	0	0	0
7	4545	Management Analyst IV	Erica A Taitano, 60150	0	0	0	0	0	0	0	0
8	4553	Customer Service Supervisor	Clarissa F Guevara, 7159	0	0	0	0	0	0	0	0
9	4634	Customer Service Representative	Cynthia C Tudela, 38025	0	0	0	0	0	0	0	0
9	TOTAL FILLED POSITIONS			\$0	\$0	\$0	\$0	\$0	\$0	\$0	\$0
1	4545	Management Analyst IV	Erica A Taitano, 60150	0	0	0	0	0	0	0	0
1	4553	Customer Service Supervisor	Clarissa F Guevara, 7159	0	0	0	0	0	0	0	0
2	TOTAL LIMITED TERM / TEMPORARY APPOINTMENTS			\$0	\$0	\$0	\$0	\$0	\$0	\$0	\$0
11	TOTAL FILLED POSITIONS / LIMITED TERM / TEMPORARY APPOINTMENTS			\$0	\$0	\$0	\$0	\$0	\$0	\$0	\$0
1	270	Building Inspector I (Open-Cont)	Vice Walter G Gray 4/14/2019	0	0	0	0	0	0	0	0
2	4064	Building Inspection & Permits Administrator	Randy P Romero 5/17/2024	0	0	0	0	0	0	0	0
3	4066	Building Inspector Supervisor	Vice Anthony MA Cruz 9/29/1995	0	0	0	0	0	0	0	0
4	4068	Administrative Aide	Vice Enriqueta P Dazo 9/30/2001	0	0	0	0	0	0	0	0
5	4073	Building Inspector I	Vice Peter P Quenga 11/9/2023	0	0	0	0	0	0	0	0
6	4081	Building Inspector I	Vice Taralyn VC Santos 5/6/2023								
7	4086	Building Inspector II (in lieu of Bldg Insp I)	Vice Paul Reyes 12/2/2002								
8	4089	Building Inspector II (Open) (in lieu of Bldg Insp I)	Vice Joseph F Ulloa 9/13/2019								
9	4125	Customer Service Rep (in lieu of Clerk I)	Vice Jayshawna J Salas 9/20/2024	0	0	0	0	0	0	0	0
10	4135	Management Analyst IV	Vice Annie Paulino 4/14/1999	0	0	0	0	0	0	0	0
11	4430	Management Analyst I	Vice Joan Ngerul E 5/01/1992	0	0	0	0	0	0	0	0
12	4512	Customer Service Rep (in lieu of Clerk III)	Vice Janice T Campos 12/30/2022								
13	4637	Building Inspector I (in lieu of Building Ins II)	Vice Alquin DA Ortaleza 5/17/2023	0	0	0	0	0	0	0	0
14	4656	Customer Service Representative	Lea P Swigart (Resign 7/25/2025)								
15	4922	Customer Service Representative	Vice Clarissa F Guevara 11/13/2023								
15	TOTAL VACANT POSITIONS FOR RECRUITMENT			\$0	\$0	\$0	\$0	\$0	\$0	\$0	\$0
26	GRAND TOTAL			\$0	\$0	\$0	\$0	\$0	\$0	\$0	\$0

- 1/ 10% of regular rate of pay, applicable from 6pm - 6am, employee must work 4 consecutive hours after 6pm for entitlement of the pay
- 2/ Applies to law enforcement personnel
- 3/ Applies to solid waste employees
- 4/ 1 1/2 of regular rate of pay from 12am Friday to 12 midnight Sunday
- 5/ 1 1/2 of regular rate of pay on daily work exceeding 8 hours
- 6/ Applicable only to Guam Fire Department ambulatory service personnel, 15% of regular rate of pay

For Information Only - Not part of the FY'26 Budget Request

Note that the Legislature has taken steps to ensure that any protected personal identifying information has been redacted or excluded in whole or in part in order to protect the privacy of any individual(s) whose information has been included as part of this transmittal.

Government of Guam  
Fiscal Year 2025  
Agency Staffing Pattern Summary  
Updated 12/31/25

FUNCTIONAL AREA: General Government  
DEPARTMENT / AGENCY: Public Works (DPW)  
PROGRAM: Capital Improvement Projects (CIP), Division of Engineering - (Licensed Professional Engineers)  
FUND: DPW Building and Design Fee Account (BDF) Fund (Plan Checking)

Section Legend: OCE Office of the Chief Engineer  
D&A Design and Analysis

Input by Department											Input by Department									
(A)	(B)	(C)	(D)	(E)	(F)	(G)	(H)		(I)	(J)	(K)	(L)	(M)	(N)	(O)	(P)	(Q)	(R)	(S)	
No.	Pos. No / Section	Position Title I/	Name of Incumbent	Grade/ Step	Salary	Overtime	Special*	INCREMENT		(E+F+G+I) Subtotal	Retirement (J * 33.85%) 2/ 0.3385	Retire (DDI) (\$19.01*26PP) 3/	Benefits				Medical (Premium)	Dental (Premium)	Total Benefits (K thru Q)	(J+R) TOTAL
								Date	Amount				Social Sec. (6.2% * J)	Medicare (1.45% * J)	Life 4/					
1	4132	Chief Engineer, P.E. (UNCLASS)	Vice Zemon E Belanger 5/20/2022	SX-18	152,395	\$0	\$0	N/A	\$0	\$152,395	\$51,586	\$495	\$0	\$2,210	\$187	\$7,215	\$554	\$62,247	\$214,642	
2	4671 D&A	Engineer Supervisor (Civil) P.E. (UNCLASS)	Vice Dionisio de Leon 9/30/2014	PX-10	92,933	0	0	N/A	0	92,933	31,458	495	0	1,348	187	\$7,215	\$554	41,257	134,190	
TOTAL FILLED POSITIONS													\$990	\$0	\$3,558	\$374	\$14,430	\$1,108	\$103,504	\$348,832

\* Night Differential / Hazardous / Worker's Compensation / etc  
 \*\* Indicate "LTA" for Limited Term Appointment, "LEMP" for Temporary Appointment, "(UNC)" for Unclassified Appointment, "LDA" for Temporary Duty Assignment next to Position Title, and "JBL" for To Be Determined next to Position Number (where applicable)  
 1/ FY 2026 (Proposed) GovGuam contribution rate of 32.35% for the Government of Guam Retirement is subject to change.  
 2/ FY 2026 (Proposed) GovGuam contribution rate of \$19.01 (bi-weekly) for DDI is subject to change.  
 3/ FY 2026 (Proposed) GovGuam contribution rate of \$187 (per annum) for Life Insurance is subject to change.

Input by Department											
Special Pay Categories											
(A)	(B)	(C)	(D)	(E)	(F)	(G)	(H)	(I)	(J)	(K)	
No.	Position Number	Position Title	Name of Incumbent	Holiday Pay	Night Diff	Hazard	Hazard	Nurse Sun	Nurse	EMT	(D+E+F+G+H+I+J) Subtotal
					10%	10%	8%	1.5	1.5	15%	
1	4132	Chief Engineer, P.E. (UNCLASS)	Vice Zemon E Belanger 5/20/2022	0	0	0	0	0	0	0	0
2	4671 D&A	Engineer Supervisor (Civil) P.E. (UNCLASS)	Vice Dionisio de Leon 9/30/2014	0	0	0	0	0	0	0	0
TOTAL VACANT POSITIONS FOR RECRUITMENT											
2				0	0	0	0	0	0	0	0

1/ 10% of regular rate of pay, applicable from 6pm- 6am, employee must work 4 consecutive hours after 6pm for entitlement of the pay

FOR INFORMATION ONLY - NOT PART OF FY 26 BUDGET REQUEST

Government of Guam  
Fiscal Year 2026  
Proposed  
Agency Staffing Pattern Summary  
Updated: 12/31/2025

FUNCTIONAL AREA: General Government  
DEPARTMENT / AGENCY: Public Works  
PROGRAM: Office of Highway Safety  
FUND: Federal Fund:- National Highway Traffic Safety Administration (NHTSA)

Section Legend:	AL	Alcohol and Other Drugs Countermeasures
PS-Ped. Safety	ITISIS	Islandwide Traffic Safety Information System
PT-Police Traffic	OP	Occupant Protection
	PA	Planning and Administration
	TRIMS	Traffic Records Information Management System

Input by Department										Input by Department									
(A)	(B)	(C)	(D)	(E)	(F)	(G)	(H)	(I)	(J)	(K)	(L)	(M)	(N)	(O)	(P)	(Q)	(R)	(S)	
No.	Pos. No. / Section	Position Title	Name of Incumbent	Grade/ Step	Salary	Overtime	Special*	INCREMENT		(E+F+G+I) Subtotal	Benefits					Medical (Premium)	Dental (Premium)	Total Benefits (K thru N)	(J + R) TOTAL
								Date	Amt.		Retirement (J * 33.85%)	Retire (DDI) (\$19.01*26PP) 2	Social Sec. (6.2% * J)	Medicare (1.45% * J)	Life 3/				
										3385				0.0145					
1	4004 / 1065	PC III (In lieu of MA IV)	Jane M. Almandres, 2468	NX-10	75,392	0	0	6/25/26	797	76,189	\$25,790	495	0	\$1,105	187	8,150	\$373	36,100	112,289
2	4021 / 1098	PC II	Rosaline R Bersamin, 10183	MX-10	68,269	\$ -	\$ -	5/23/28	0	68,269	\$23,109	495	0	\$990	187	4,141	\$373	29,295	97,564
3	4222 / 1065	Administrative Officer	Henry Leon Guerrero, 60890	LX-02	46,978	0	\$ -	6/7/2025	593	50,605	\$17,130	495	\$ -	\$734	187	\$4,141	\$373	23,541	74,146
4	4688 / 1065	PC II	Camille Quinata, 37693	MX-03	53,571			8/23/26	326	53,897	\$18,244	495	0	\$782	187	4,141	\$373	24,222	78,119
5	4730 / 1065	PC II	Van Fulgar, 59755	MX-02	51,615			4/8/25	978	52,593	\$17,803	495	0	\$763	187	9,794	\$742	29,784	82,377
6	204 / 1065	Administrative Assistant	Ryan Crsostomo	HX-01	32,355			10/6/26	1,226	33,581	\$11,367			\$487					
5	<b>TOTAL FILLED POSITIONS</b>				<b>\$295,825</b>	<b>\$0</b>	<b>\$0</b>	<b>\$230,921</b>	<b>\$3,920</b>	<b>\$335,134</b>	<b>\$113,443</b>	<b>\$2,475</b>	<b>\$0</b>	<b>\$4,861</b>	<b>\$935</b>	<b>\$30,367</b>	<b>\$2,234</b>	<b>\$142,942</b>	<b>\$444,495</b>
1	204 / 1066	Administrative Assistant /PA (in lieu of PC I)	Vice Van N. Fulgar	JX-01	\$37,913	\$0	\$0	N/A	\$0	\$37,913	\$12,834	\$495	\$0	\$550	\$187	\$7,215	\$554	\$21,835	\$59,748
2	4016 / 1066	PCI (in lieu of PC II)	Vice Jane M. Almandres	KX-01	41,372	0	0	N/A	0	41,372	\$14,004	495	0	\$995	187	\$7,215	\$554	23,450	64,822
3	4574 / 1065	Highway Safety Administrator, in lieu of PC IV	Vice Therese Matanane	QX-09	\$98,182	\$0	\$0	N/A	\$0	\$98,182	\$33,235	\$495	\$0	\$1,424	\$187	\$7,215	\$554	\$43,110	\$141,292
0	4079	PC IV	Vice Michael Poblete	OX-08	0	0	0	N/A	0	0	\$0	0	0	\$0	0	\$0	\$0	0	0
0	4222	Admin. Officer (In lieu of Storekeeper II)	Vice A. Muna	LX-02	\$0	\$0	\$0	0	\$0	\$0	\$0	\$0	\$0	\$0	\$0	\$0	\$0	\$0	\$0
0	4574/OP/AL/ITSIS	Administrative Assistant (in lieu of Data Control Clerk II)	Vice Claire Meno	JX-01	0	\$ -	\$ -	N/A	\$ -	0	\$0	0	\$ -	\$0	0	\$0	\$0	0	60,801
0	4688	Highway Safety Administrator, in lieu of PC IV	Vice Therese Matanane	QX-05	0	0	0	N/A	0	0	\$0	0	0	\$0	0	\$0	\$0	0	0
3	<b>TOTAL VACANT POSITIONS FOR RECRUITMENT</b>				<b>177,467</b>	<b>0</b>	<b>0</b>	<b>0</b>	<b>0</b>	<b>177,467</b>	<b>60,073</b>	<b>1,485</b>	<b>0</b>	<b>2,969</b>	<b>561</b>	<b>21,645</b>	<b>1,662</b>	<b>88,395</b>	<b>326,663</b>
8	<b>TOTAL FTE/TEMP APPOINTMENT AND FUNDED VACANCY</b>				<b>473,292</b>	<b>0</b>	<b>0</b>	<b>N/A</b>	<b>3,920</b>	<b>335,134</b>	<b>173,516</b>	<b>3,960</b>	<b>0</b>	<b>7,830</b>	<b>1,496</b>	<b>52,012</b>	<b>3,896</b>	<b>231,337</b>	<b>771,158</b>

\* Night Differential / Hazardous / Worker's Compensation / etc.

\*\* Indicate "LTA" for Limited Term Appointment; "TEMP" for Temporary Appointment; "(UNC)" for Unclassified Appointment; "TDA" for Temporary Duty Assignment next to Position Title; and "TBD" for To Be Determined next to Position Number (where applicable).

1/ FY 2026 GovGuam contribution rate of 33.85% for the Government of Guam Retirement is subject to change.

2/ FY 2026 GovGuam contribution rate of \$19.01 (bi-weekly) for DDI is subject to change.

3/ FY 2026 GovGuam contribution rate of \$187 (per annum) for Life Insurance is subject to change.

Note that the Legislature has taken steps to ensure that any protected personal identifying information has been redacted or excluded in whole or in part in order to protect the privacy of any individual(s) whose information has been included as part of this transmittal.

Government of Guam  
Fiscal Year 2026  
Proposed  
Agency Staffing Pattern Summary

Input by Department												
Special Pay Categories												
(A)	(B)	(C)	(D)	(E) (F) (G) (H) (I) (J)						(K)		
				1/	2/	3/	4/	5/	6/			
No.	Pos. No. / Section	Position Title	Name of Incumbent	Holiday Pay	Night Differential Pay 10%	Hazard 10%	Hazard 8%	Nurse Sunday Pay 1.5	Nurse Pay 1.5	EMT Pay 15%	(D+E+F+G+H+I+J) Subtotal	
1	4004/P&A/AL/PT/PS	PC III (In lieu of MA IV)	Jane M. Almandres, 2468									
2	4021	PC II in lieu of PCIII	Rosaline R Bersamin, 10183									
3	4222	Admin Officer (In lieu of Storekeeper II)	Henry Leon Guerrero									
4	4688	PC II	Camille Quinata, 37693									
5	4730	PC II	Van Fulgar (Vice M. Libria (SP 2005), 59755									
5	<b>TOTAL FILLED POSITIONS</b>			\$0	\$0	\$0	\$0	\$0	\$0	\$0	\$0	
1	204/TRJMS	Administrative Assistant /PA (in lieu of PC I)	Vice Van N. Fulgar	0	0	0	0	0	0	0	0	
1	4016	PCIII (in lieu of PC IV)	Vice Michael Poblete									
1	4020/P&A/PS	PC I (in lieu of PC III)	Vice Camille Quinata									
1	4079	PCII	Vice Jane M Almandres									
1	4222	Admin Officer (In lieu of Storekeeper II)	Vice A. Muna									
1	4574/OP/AL/ITSIS	PCIV	Vice Therese CD Matanane									
1	4688	PC II (in lieu Admin Asst)	Vice Claire Meno,		\$0	\$0	\$0	\$0	\$0	\$0	\$0	
7	<b>TOTAL FUNDED VACANCIES FOR RECRUITMENT</b>											
11	<b>TOTAL FTE/TEMP APPOINTMENT AND FUNDED VACANCY</b>				\$0	\$0	\$0	\$0	\$0	\$0	\$0	

1/ 10% of regular rate of pay, applicable from 6pm - 6am, employee must work 4 consecutive hours after 6pm for entitlement of the pay.

**FOR INFORMATION ONLY - Not part of the FY'26 Budget Request**

FUNCTIONAL AREA: General Government  
DEPARTMENT / AGENCY: Public Works  
PROGRAM: Highways

Section Legen ADM	Administrative Support
HC	Highway Construction
ROW	Rights of Way
TM	Traffic Management

FUND: Federal Fund - Federal Highway Administration (FHWA) [Redacted] (Per OFB Request)

Input by Department											Input by Department									
(A)	(B)	(C)	(D)	(E)	(F)	(G)	(H)		(J)	(K)	(L)	(M)	(N)	(O)	(P)	(Q)	(R)	(S)		
No.	Pos. No. / Section	Position Title	Name of Incumbent	Grade/ Step	Salary	Overtime	Special*	INCREMENT		Subtotal	Benefits					Medical (Premium)	Dental (Premium)	Total Benefits (K thru Q)	(J + R) TOTAL	
								Date	Amt.		Retirement (J * 33.85%)	Retire (DDI) 19.01*26PP)	Social Sec (6.2% * J)	Medicare (1.45% * J)	Life 3/					
																			.3385	
1	202 / TM	Electrician Supervisor (in lieu of Planner II)	Peter E Beltran, 9935	LX-08	58,373	4,697	0	8/21/26	309	63,379	\$21,454	495	0	919	187	4,801	342	28,198	91,577	
2	209	Program Coordinator II	Francis TC Gumataotao, 25650	M-02	51,615	0	0	6/19/26	652	52,267	\$17,692	495	0	758	187	8,551	342	28,025	80,292	
3	243 / ROW	Land Agent I	Elizabeth D Marzan, 7087	IX-09	46,419	0	0	3/1/26	859	47,278	\$16,004	495	0	686	187	8,551	342	26,265	73,543	
4	4010	Federal Program Administrator	Jose M. Quinata, Jr., 4100	QX-11	104,510	0	0	1/22/27	0	104,510	\$35,377	495	0	1,515	187	11,192	653	49,419	153,929	
5	4011	Engineer II	Jose Ben Jr. G Pujol, 60601	NX-04	61,401	0	0	12/6/26	0	61,401	\$20,784	495	0	890	187	13,493	404	36,253	97,654	
6	4140 / HC	Engineer Supervisor (in lieu of Engineer III)	Arce O. Fontbuena, 4537	PX-09	\$90,075	\$0	\$0	12/25/26	\$0	\$90,075	\$30,490	\$495	\$0	1,306	187	8,310	486	\$41,274	\$131,349	
7	4556 / ROW	Land Agent II	Karen N Charfauros, 10125	KX-08	53,356	0	0	7/31/26	423	53,779	\$18,204	495	0	780	187	8,551	342	28,559	82,338	
8	4579 / TM	Engineer Supervisor	Romualdo C Domingo, 6563	PX-12	98,923	0	0	2/7/27	0	98,923	\$33,485	495	0	1,434	187	8,310	486	44,397	143,320	
9	4593 / TM	Electrician II	Remigio D Ringor, 10237	JX-08	48,894	4,058	0	8/14/26	259	53,211	\$18,012	495	0	772	187	21,918	653	42,037	95,248	
10	4614	Program Coordinator III	Joey A Manibusan, 25130	NX-02	56,999	0	0	6/25/26	720	57,719	\$19,538	495	0	837	187	8,551	342	29,950	87,669	
11	4618	Electronics Technician II	Gerone B. Francisco, 10443	IX-04	39,004	2,394	0	6/1/26	493	41,891	\$14,180	495	0	607	187	11,192	653	27,314	69,205	
12	4624	Engineer Supervisor	Camencita C. Cortez, 2632	PX-08	87,305	0	0	10/10/26	0	87,305	\$29,553	495	0	1,266	187	8,310	486	40,297	127,602	
13	5043 / HPCC	Engineering Technician II	Peter D Esteban, 4220	JX-11	53,699	6,203	0	1/5/27	0	59,902	\$20,277	495	0	869	\$187	11,192	653	33,673	93,575	
14	5047	Program Coordinator IV	Kelly Escudra, 7180	OX-08	78,508	0	0	10/21/26	0	78,508	\$26,575	495	0	1,138	\$187	11,192	653	40,240	118,748	
15	4582	Land Agent II	Franklin-Gerard Fernando, 100002354	KX-01	41,372	0	0	8/25/26	261	41,633	\$14,093	495	0	604	\$188	11,192	653	27,225	68,858	
15	TOTAL FILLED POSITIONS					970,453	17,352	0	0	3,976	991,781	335,718	7,425	0	14,381	2,806	155,306	7,490	523,126	1,514,907
1	4087	Special Projects Coordinator (Uncl)	Matthew Andre P. Apelo, 60875	NX-01	54,918	0	0	N/A	0	54,918	\$18,590	495	0	796	187	21,918	653	42,639	97,557	
2	4118	Special Projects Coordinator in lieu of Engineer III (Uncl)	Dexter L. Aguon, 63115	NX-01	54,918	0	0	N/A	0	54,918	\$18,590	495	0	796	187	8,310	486	28,864	83,782	
3	4564	Special Project Coordinator (Uncl)	Ian Frank P. Wusstig, 38164	NX-01	54,918	0	0	N/A	0	54,918	\$18,590	495	0	796	187	4,801	342	25,211	80,129	
4	4571	Special Project Coordinator (Uncl)	Thomas Camacho, 60615	NX-01	54,918	0	0	N/A	0	54,918	\$18,590	495	0	796	187	4,801	342	25,211	80,129	
5	4736 / TDA-DOA	Special Projects Coordinator (Uncl)	James B Respico, 5294	NX-07	68,648	0	0	N/A	0	68,648	\$23,237	495	0	995	187	13,493	404	38,811	107,459	
6	4581	Special Projects Coordinator (Uncl)	Noah Peredo	NX-01	54,918	0	0	N/A	0	54,918	\$18,590	495	0	796	187	13,493	404	33,965	88,883	
6	TOTAL LIMITED TERM APPOINTMENT/UNCLASSIFIED POSITIONS					343,238	0	0	0	0	343,238	116,187	2,970	0	4,975	1,122	66,816	2,631	194,701	537,939
21	TOTAL FILLED POSITIONS & LTA/UNCLASSIFIED POSITIONS					1,313,691	17,352	0	---	3,976	1,335,019	451,905	10,395	0	19,356	3,928	222,122	10,121	717,827	2,052,846

Input by Department											Input by Department									
(A)	(B)	(C)	(D)	(E)	(F)	(G)	(H)		(J)	(K)	(L)	(M)	(N)	(O)	(P)	(Q)	(R)	(S)		
No.	Pos. No. / Section	Position Title	Name of Incumbent	Grade/ Step	Salary	Overtime	Special*	INCREMENT		Subtotal	Benefits					Medical (Premium)	Dental (Premium)	Total Benefits (K thru Q)	(J + R) TOTAL	
								Date	Amt.		Retirement (J * 33.85%)	Retire (DDI) 19.01*26PP)	Social Sec (6.2% * J)	Medicare (1.45% * J)	Life 3/					

Note that the Legislature has taken steps to ensure that any protected personal identifying information has been redacted or excluded in whole or in part in order to protect the privacy of any individual(s) whose information has been included as part of this transmittal.

Government of Guam  
Fiscal Year 2026  
Agency Staffing Pattern Summary  
Updated: 12/31/2025

0	203	Program Coordinator II	Jacqueline Taitano	M-01	0	0	\$0	N/A	0	0	\$0	0	0	0	0	\$0	\$0	0	0	
1	207	PC IV ( in lieu of PC I Joey manibusan)	HR control 7396249	OX-01	60,875	0	0	N/A	0	60,875	\$20,606	495	0	883	187	\$7,215	\$554	29,940	90,815	
1	208	Program Coordinator I (TEMP)	vice Marlon R. Molinos, 11245	KX-01	41,372					41,372	\$14,004	495	0	600	187	4,801	342	20,429	61,801	
	248	Special Projects Coordinator (Unc)	Vice Francis T.C. Gumataotao	N-01	0	0	0	N/A	0	0	\$0	0	0	0	0	\$0	\$0	0	0	
	4005	Chief Engineer	Vice P. Slagel	S-18	0	0	0	N/A	0	0	\$0	0	0	0	0	\$0	\$0	0	0	
2	4020	Program Coordinator IV (in lieu of PC I - OHS)	SP2023 HR control 7455866	OX-01	60,875	0	0	N/A	0	60,875	\$20,606	495	0	883	187	\$7,215	\$554	29,940	90,815	
	4122	Engineer II	SP94	N-12	0	0	0	N/A	0	0	\$0	0	0	0	0	\$0	\$0	0	0	
	4123	Electrician	Vice Remigio D. Ringor	I-01	0	0	0	N/A	0	0	\$0	0	0	0	0	\$0	\$0	0	0	
	4145	Electrician I	Vice Peter Beltran	I-01	0	0	0	N/A	0	0	\$0	0	0	0	0	\$0	\$0	0	0	
	4438	Administrative Assistant	Vice Gloria Cordero	J-01	0	0	0	N/A	0	0	\$0	0	0	0	0	\$0	\$0	0	0	
	4520	Engineer I	Vice Carel Rose M. Manuel	L-08	0	0	0	N/A	0	0	\$0	0	0	0	0	\$0	\$0	0	0	
	4538	Special Projects Coordinator	Vice Marlon R. Molinas	N-01	0	0	0	N/A	0	0	\$0	0	0	0	0	\$0	\$0	0	0	
	4525	Engineer II	SP94	N-12	0	0	0	N/A	0	0	\$0	0	0	0	0	\$0	\$0	0	0	
3	4558	MA IV (In lieu of Planning Tech II)	Vice Charles Baletto	O-06	0	0	0	N/A	0	0	\$0	0	0	0	0	\$0	\$0	0	0	
4	4555	MA IV	Vice Jesus G. Duenas SP 2010	OX-01	60,875					60,875	\$20,606	495	0	883	187	\$7,215	\$554	29,940	90,815	
	4569	Rights-Of-Way-Supervisor	Vice JoyJean Arceo	MX-01	49,731	0	\$0	N/A	0	49,731	\$16,834	495	0	721	187	\$7,215	\$554	26,006	75,737	
	4572	Engineer Supervisor	SP 96	P-01	0	0	0	N/A	0	0	\$0	0	0	0	0	\$0	\$0	0	0	
	4573 / HC	Engineer III	Vice Crispin B. Bensen	O-01	0	0	0	N/A	0	0	\$0	0	0	0	0	\$0	\$0	0	0	
	4575	Land Agent II	Vacant	K-01	0	0	0	N/A	0	0	\$0	0	0	0	0	\$0	\$0	0	0	
	4576 / ROW	Land Agent I	Vice Heidi Jeanette T. Carlos	I-07	0	0	0	N/A	0	0	\$0	0	0	0	0	\$0	\$0	0	0	
	4578	ADA Coordinator(HRD23-066A)	Vice Land Agent III, Vacant	M-01	0	0	0	N/A	0	0	\$0	0	0	0	0	\$0	\$0	0	0	
5	4580	Land Agent III	Vacant	MX-01	49,731	0	0	N/A	0	49,731	\$16,834	495	0	721	187	\$7,215	\$554	26,006	75,737	
	4581	Program Coordinator I	Vice Planner I, SP 1999							0						\$0	\$0	0	0	
	4614	Program Coordinator III (CS)	Vice James Mummert	N-02	0	0	0	N/A	0	0	\$0	0	0	0	0	\$0	\$0	0	0	
	4622	Engineer Supervisor	Vice Isidro C. Duarosan	P-01	0	0	0	N/A	0	0	\$0	0	0	0	0	\$0	\$0	0	0	
	4663	Engineer I	Vice Jose Ben Jr. G. Pujol	L-01	0	0	0	N/A	0	0	\$0	0	0	0	0	\$0	\$0	0	0	
	4667	Engineer Supervisor	SP94	P-01	0	0	0	N/A	0	0	\$0	0	0	0	0	\$0	\$0	0	0	
	4684	Electrician I	Vacant	I-01	0	0	0	N/A	0	0	\$0	0	0	0	0	\$0	\$0	0	0	
	4688	Program Coordinator IV	SP 2008	O-06	0	0	0	N/A	0	0	\$0	0	0	0	0	\$0	\$0	0	0	
	4733	Program Coordinator II (FA)	SP2008	M-06	0	0	0	N/A	0	0	\$0	0	0	0	0	\$0	\$0	0	0	
	4962	Engineer III	SP94	N-14	0	0	0	N/A	0	0	\$0	0	0	0	0	\$0	\$0	0	0	
	5015	Electronics Technician II	SP2005	I-01	0	0	0	N/A	0	0	\$0	0	0	0	0	\$0	\$0	0	0	
	5047	Program Coordinator IV (in lieu of Engineer II)	SP94	N-12	0	0	0	N/A	0	0	\$0	0	0	0	0	\$0	\$0	0	0	
	TBD	Program Coordinator II (IT/PO)	To Be Established	M-04	0	0	0	N/A	0	0	\$0	0	0	0	0	\$0	\$0	0	0	
	TBD	Program Coordinator I (FA)	To Be Established	K-10	0	0	0	N/A	0	0	\$0	0	0	0	0	\$0	\$0	0	0	
	TBD	Program Coordinator I (DC)	To Be Established	K-06	0	0	0	N/A	0	0	\$0	0	0	0	0	\$0	\$0	0	0	
	TBD	Biologist II	To Be Established	N-08	0	0	0	N/A	0	0	\$0	0	0	0	0	\$0	\$0	0	0	
	TBD	Lab Manager	To Be Established	N-08	0	0	0	N/A	0	0	\$0	0	0	0	0	\$0	\$0	0	0	
	TBD	Engineer I	To Be Established	N-10	0	0	0	N/A	0	0	\$0	0	0	0	0	\$0	\$0	0	0	
	TBD	Engineer II	To Be Established	N-12	0	0	0	N/A	0	0	\$0	0	0	0	0	\$0	\$0	0	0	
	TBD	Engineer II	To Be Established	N-12	0	0	0	N/A	0	0	\$0	0	0	0	0	\$0	\$0	0	0	
5	TOTAL VACANT POSITIONS FOR RECRUITMENT				0	323,459	0	0	0	0	323,459	109,490	2,970	0	4,691	1,122	40,876	3,112	162,261	485,720
26	GRAND TOTAL				0	\$1,637,150	\$17,352	\$0	---	\$3,976	\$1,658,478	\$561,395	\$13,365	\$0	\$24,047	\$5,050	\$262,998	\$13,233	\$880,088	\$2,538,566

\* Night Differential / Hazardous / Worker's Compensation / etc.

\*\* Indicate "LTA" for Limited Term Appointment; "TEMP" for Temporary Appointment; "(UNC)" for Unclassified Appointment; "TDA" for Temporary Duty Assignment next to Position Title; and "TBD" for To Be Determined next to Position Number (where applicable).

1/ FY 2026 GovGuam contribution rate of 32.35% for the Government of Guam Retirement is subject to change.

2/ FY 2026 GovGuam contribution rate of \$19.01 (bi-weekly) for Death and Disability Insurance (DDI).

3/ FY 2026 GovGuam contribution rate of \$187 (per annum) for Life Insurance.

TBD - Position number to be determined

Note that the Legislature has taken steps to ensure that any protected personal identifying information has been redacted or excluded in whole or in part in order to protect the privacy of any individual(s) whose information has been included as part of this transmittal.

Government of Guam  
Fiscal Year 2026  
Agency Staffing Pattern Summary  
Updated: 12/31/2025

Input by Department																	
No.	Pos. No. / Section	Position Title	Name of Incumbent	Special Pay Categories									+E+F+G+H+I+J Subtotal				
				Holiday Pay (D)	Night Differential Pay 10% (E)		Hazard 10% (F)		Hazard 8% (G)		Nurse Sunday Pay 1.5 (H)			Nurse Pay 1.5 (I)		EMT Pay 15% (J)	
					1/	2/	3/	4/	5/	6/							
1	202 / TM	Electrician Supervisor (in lieu of Planner II)	Peter E. Beltran	0	0	0	0	0	0	0	0	0	0	0			
2	209	Program Coordinator II	Francis T.C. Gumataotao	0	0	0	0	0	0	0	0	0	0	0			
3	243 / ROW	Land Agent I	Elizabeth D. Marzan														
4	4010	Federal Program Administrator	Jose M. Quinata, Jr.														
5	4011	Engineer II	Jose Ben Jr. G. Pujol	0	0	0	0	0	0	0	0	0	0	0			
6	4140 / HC	Engineer Supervisor (in lieu of Engineer III)	Arce O. Fontbuena														
7	4556 / ROW	Land Agent II	Karen N. Charfauros														
8	4579 / TM	Engineer Supervisor	Romualdo C. Domingo	0	0	0	0	0	0	0	0	0	0	0			
9	4593 / TM	Electrician II	Remigio D. Ringor														
10	4614	Program Coordinator III	Joey A. Manibusan, 25130	0	0	0	0	0	0	0	0	0	0	0			
11	4618	Electronics Technician II	Gerone B. Francisco	0	0	0	0	0	0	0	0	0	0	0			
12	4624	Engineer III	Carmencita C. Cortez	0	0	0	0	0	0	0	0	0	0	0			
13	5043 / HPCC	Engineering Technician II	Peter D. Esteban	0	0	0	0	0	0	0	0	0	0	0			
14	5047	Program Coordinator IV	Kelly Escudra, 7180	0	0	0	0	0	0	0	0	0	0	0			
15	4068	Data Entry Clerk II	Candice Tainatongo, 60634	0	0	0	0	0	0	0	0	0	0	0			
15	TOTAL FILLED POSITIONS																
1	4087	Special Projects Coordinator (Uncl)	Matthew Andre P. Apelo														
2	4118	Special Projects Coordinator in lieu of Engineer III (Uncl)	Dexter L. Aguon														
3	4538	Special Projects Coordinator	Marlon R. Molinas														
4	4564	Special Project Coordinator (Uncl)	Ian Frank P. Wustig														
5	4571	Special Project Coordinator (Uncl)	Thomas Camacho														
6	4736 / TDA-DOA	Special Projects Coordinator (Uncl)	James B. Respico														
7	4651	Special Projects Coordinator (Uncl)	Paul Ibanez, 10000907														
7	TOTAL LIMITED TERM APPOINTMENT/UNCLASSIFIED POSITIONS																
22	TOTAL FILLED POSITIONS & LTA/UNCLASSIFIED POSITIONS																
1	203	Program Coordinator II	Jacqueline Taitano														
2	207	Program Coordinator I	Joey A. Manibusan														
3	210	PC IV	Vice Victor Pangelinan														
4	248	Special Projects Coordinator (Uncl)	Vice Francis T.C. Gumataotao														
5	4005	Chief Engineer	Vice P. Slagel														
6	4020	Program Coordinator IV (in lieu of PC I - OHS)	SP2023														
7	4122	Engineer II	SP94														
8	4123	Electrician	Vice Remigio D. Ringor														
9	4145	Electrician I	Vice Peter Beltran														
10	4438	Administrative Assistant	Vice Gloria Cordero														

Note that the Legislature has taken steps to ensure that any protected personal identifying information has been redacted or excluded in whole or in part in order to protect the privacy of any individual(s) whose information has been included as part of this transmittal.

Government of Guam  
Fiscal Year 2026  
Agency Staffing Pattern Summary  
Updated: 12/31/2025

11	4520	Engineer I	Vice Carcl Rose M. Manuel								
12	4538	Special Projects Coordinator	Vice Marlon R. Molinas								
13	4525	Engineer II	SP94								
14	4558	MA IV (In lieu of Planning Tech II)	Vice Charles Baletto								
	4555	MA IV	Vice Jesus G. Duenas SP 2010								
15	4569	Rights-Of-Way-Supervisor	Vice JoyJean Arceo	0	0	0	0	0	0	0	0
16	4572	Engineer Supervisor	SP 96								
17	4573 / HC	Engineer III	Vice Crispin B Bensen								
18	4575	Land Agent II	Vacant								
19	4576 / ROW	Land Agent I	Vice Heidi Jeanette T. Carlos								
20	4578	ADA Coordinator(HRD23-066A)	Vice Land Agent III, Vacant								
21	4580	Land Agent III	Vacant								
22	4581	Program Coordinator I	Vice Planner I, SP 1999								
23	4614	Program Coordinator III (CS)	Vice James Munnert								
24	4622	Engineer Supervisor	Vice Isidro C Duarosan								
25	4663	Engineer I	Vice Jose Ben Jr G Pujol								
26	4667	Engineer Supervisor	SP94								
27	4684	Electrician I	Vacant								
28	4688	Program Coordinator IV (FA Sup)	SP 2008								
29	4733	Program Coordinator II (FA)	SP2008	0	0	0	0	0	0	0	0
30	4962	Engineer III	SP94								
31	5015	Electronics Technician II	SP2005								
32	5047	Program Coordinator IV (in lieu of Engineer II)	SP94								
33	TBD	Program Coordinator II (IT/PO)	To Be Established								
34	TBD	Program Coordinator I (FA)	To Be Established								
35	TBD	Program Coordinator I (DC)	To Be Established								
36	TBD	Biologist II	To Be Established								
37	TBD	Lab Manager	To Be Established								
38	TBD	Engineer I	To Be Established								
39	TBD	Engineer II	To Be Established								
40	TBD	Engineer II	To Be Established								
40	TOTAL VACANT POSITIONS FOR RECRUITMENT			0	0	0	0	0	0	0	0
62	GRAND TOTAL			0	0	0	0	0	0	0	0

1/ 10% of regular rate of pay, applicable from 6pm- 6am, employee must work 4 consecutive hours after 6pm for entitlement of the pay

FOR INFORMATION ONLY - Not part of the FY'26 Budget Request

SUBJECT: DPW FY25 4TH & FY26 1ST QUARTER REPORT DATE: 2/2/26



**ACKNOWLEDGEMENT CHECKLIST:** Please check mark each report received and acknowledge receipt on the space to the right of your agency listed. Thank you.

To: **Speaker, I-Ming Trental Ocho Na Liheslaturan Guahan, Hagatna**  
 SUBMITTED VIA EMAIL TO:  
 speakerblas@guamlegislature.gov

To: **Director, Department of Administration**  
 SUBMITTED VIA EMAIL TO:  
 florence.salas@doa.guam.gov  
 marygrace.edrosa@doa.guam.gov

To: **Governor of Guam, Office of the Governor  
 RJ Bortallo Complex, Adelup**

- 1  Financial Report
- 2  FGIA Financial Report
- 3  Revenue Summary Report
- 4  Summary of Public Streetlights Cost
- 5  Federally Funded Highway Projects -Utility Relocation Costs
- 6  Off-Island Travel Report
- 7  Prior Years Obligation (Paid)
- 8  Prior Years Obligation (Unpaid)
- 9  Staffing Pattern

Received By: *Office of the Governor*  
 Name: *Maries B. Gomez*  
 Date: *2-2-26* Time: *2:20 PM*

To: **Director, BBMR, Governor's Office, Adelup**  
 SUBMITTED VIA EMAIL TO:  
 Bill.Taitingfong@bbmr.guam.gov  
 cc: admin@bbmr.guam.gov

To: **Guam State Clearinghouse (Lt Gov Office, Adelup)**  
 FGIA Financial Report (Federally Funded Program Only)  
 SUBMITTED VIA EMAIL TO:  
 clearinghouse@guam.gov  
 cc: stephanie.flores@guam.gov  
 candise.aragon@guam.gov

To: **Dept of Administration, Accounting Division (Federal Branch)**  
 FGIA Financial Report (Federally Funded Program Only)  
 SUBMITTED VIA EMAIL TO:  
 armilynn.lujan@doa.guam.gov  
 krystyna.ilagan@doa.guam.gov  
 michael.cabral@doa.guam.gov

To: **Public Utilities Commission (2nd Flr GCIC Bldg, Hagatna)**  
 Federally Funded Highway Projects -Utility Relocation Costs

Received By: *PUC*  
 Name: *Shila Sales*  
 Date: *2/2/26* Time: *2:42 PM*

To: **Public Auditor, Office of the Public Auditor (4th Flr DNA Bldg, Hagatna)**

- 1  Financial Report
- 2  FGIA Financial Report
- 3  Revenue Summary Report
- 4  Summary of Public Streetlights Cost
- 5  Federally Funded Highway Projects -Utility Relocation Costs
- 6  Off-Island Travel Report
- 7  Prior Years Obligation (Paid)
- 8  Prior Years Obligation (Unpaid)
- 9  Staffing Pattern

Received By: *OPA*  
 Name: *MARISOL ANDRADE*  
 Date: *2/2/26* Time: *2:48 PM*

This original sheet is given to OPA after all agencies, listed, have acknowledged receipt. A copy is returned to the DPW Administrative Services Division, Fiscal Management Office, Heidi Carlos, 671-646-3231. Thank you.



*The Honorable*  
**LOURDES A. LEON GUERRERO**  
*Maga' Håga · Governor*

*The Honorable*  
**JOSHUA F. TENORIO**  
*Sigundo Maga' Låhi · Lieutenant Governor*



**VINCENT P. ARRIOLA**  
*Director*  
**LINDA J. IBANEZ**  
*Deputy Director*  
**ERNEST G. CANDOLETA, JR.**  
*Deputy Director*

02 FEB 2026

The Honorable Frank Blas Jr.  
Speaker, 38<sup>th</sup> Guam Legislature  
Guam Congress Building  
163 W. Chalan Santo Papa  
Hagatna, Guam 96932

Subject: Fiscal Year 2025 Fourth Quarter & Fiscal Year 2026 First Quarter –  
Financial Reports

**Dear Honorable Speaker:**

*Buenas yan Håfa A'dai!* Transmitted herewith is the Department of Public Works' Financial Reports for FY 2025 Fourth Quarter (*Year-to-Date*) – (*from the Months of October 1, 2024 thru September 30, 2025*), and for FY 2026 First Quarter (*Year-to-Date*) – (*from the Months of October 1, 2025 thru December 31, 2025*).

This report can be viewed on our website at [www.dpw.guam.gov](http://www.dpw.guam.gov).

Should you require further information or inquiries, please do not hesitate to contact my office at 671-646-3131.

*Si Yu'us Ma'ase!*

VINCENT P. ARRIOLA

*Attachment(s): Financial Reports*

cc: *Governor of Guam*  
*Public Auditor, OPA*  
*Director, BBMR*  
*Director, DOA*

**DEPARTMENT OF PUBLIC WORKS  
OVERALL SUMMARY OF ACCOUNTS  
FY 2025 FOURTH QUARTER AND FY 2026 FIRST QUARTER REPORT**

Source: GFMS	Funding Source	Account No.	As of September 30, 2025				As of December 31, 2025				
			A	B	C	D	A	B	C	D	E
			FY 2025 Total Appropriations	FY 2025 Actual Expenditures	FY 2025 Actual Encumbrances	Balance	FY 2026 Total Appropriations/ Carry Over from FY 2025	FY 2026 Actual Expenditures	FY 2026 Actual Encumbrances	FY 2026 Projected Expenditures	FY 2026 Available Balances (A-B-C-D)
<b>GENERAL FUND ANNUAL APPROPRIATION</b>											
	Director's Office		1,272,578	1,228,789	-	43,789	1,356,533	225,961	-	1,130,572	-
	Capital Improvement Projects		1,130,849	926,272	-	204,577	1,131,264	165,725	-	965,539	-
	Transportation Maintenance		1,874,581	1,531,731	-	342,850	1,626,873	330,126	-	1,296,747	-
	<b>General Fund Total:</b>		<b>4,278,008</b>	<b>3,686,792</b>	<b>-</b>	<b>591,216</b>	<b>4,114,670</b>	<b>721,812</b>	<b>-</b>	<b>3,392,858</b>	<b>-</b>
<b>GUAM HIGHWAY FUND ANNUAL APPROPRIATION</b>											
	Director's Office		939,966	894,939	-	45,027	1,106,259	298,936	310,348	496,975	-
	Capital Improvement Projects		102,859	68,828	-	34,031	97,779	2,350	15,409	80,020	-
	Transportation Maintenance		288,645	151,235	36,267	101,143	288,645	13,787	21,192	253,665	-
	Bus Operations					-				-	-
	Building Construction & Facilities Maintenance		956,051	420,284	-	535,767	1,052,180	112,555	25,995	913,630	-
	Highways		4,041,575	2,877,860	19,237	1,144,479	4,229,959	725,015	76,079	3,428,865	-
	HMC - Village Streets & Roads Resurfacing/Repairs		2,000,000	450,468	519,058	1,030,474	2,000,000	100,909	22,004	1,877,087	-
	HMC - Bike Lane/Village Roads Resurfacing & Repairs		1,500,000	483,674	636,598	379,728	1,500,000	-	-	1,500,000	-
	<b>Guam Highway Fund Total:</b>		<b>9,829,096</b>	<b>5,347,288</b>	<b>1,211,160</b>	<b>3,270,648</b>	<b>10,274,822</b>	<b>1,253,552</b>	<b>471,028</b>	<b>8,550,242</b>	<b>-</b>
<b>GUAM EDUCATIONAL FACILITIES FUND ANNUAL APPROPRIATION</b>											
	Bus Operations GEFF		7,874,549	6,936,198	15,065	923,286	7,907,558	1,660,682	12,044	6,234,832	-
	<b>Territorial Educational Facilities Fund Total:</b>		<b>7,874,549</b>	<b>6,936,198</b>	<b>15,065</b>	<b>923,286</b>	<b>7,907,558</b>	<b>1,660,682</b>	<b>12,044</b>	<b>6,234,832</b>	<b>-</b>
	<b>GHF &amp; TEFF ANNUAL APPROPRIATIONS:</b>		<b>17,703,645</b>	<b>12,283,486</b>	<b>1,226,225</b>	<b>4,193,934</b>	<b>18,182,380</b>	<b>2,914,233</b>	<b>483,072</b>	<b>14,785,074</b>	<b>-</b>
<b>UNFUNDED LIABILITY FUND</b>											
	Miscellaneous - Unfunded Liability Fund		-	1,257,008		(1,257,008)					-
	<b>Unfunded Liability Fund Total:</b>		<b>-</b>	<b>1,257,008</b>	<b>-</b>	<b>(1,257,008)</b>					<b>-</b>
<b>DOE OPERATIONS FUND</b>											
	FY2024-SSHS - Construction Management Services		1,439,530	1,439,530	-	-	6,510,525	465,041	6,516,841	(471,357)	-
	<b>General Fund (Annual) Total:</b>		<b>1,439,530</b>	<b>1,439,530</b>	<b>-</b>	<b>-</b>					<b>-</b>
<b>GENERAL FUND ANNUAL APPROPRIATION</b>											
	2% GF RSRV - DPW ROAD RESURFACE		323,164	-	5,399,214	(5,076,050)	-	-	-	-	-
	<b>General Fund (Annual) Total:</b>		<b>323,164</b>	<b>-</b>	<b>5,399,214</b>	<b>(5,076,050)</b>	<b>-</b>	<b>-</b>	<b>-</b>	<b>-</b>	<b>-</b>
<b>GUAM HIGHWAY FUND (CONTINUING)</b>											
	Add'l Village Streets/Road Resurfacing/Repair		180,397	-	-	180,397	-	-	-	-	-
	Add'l Village Streets/Road Resurfacing/Repair		141,198	6,419	-	134,778	-	-	-	-	-
	<b>Guam Highway Fund (Continuing) Total:</b>		<b>321,595</b>	<b>6,419</b>	<b>-</b>	<b>315,175</b>	<b>-</b>	<b>-</b>	<b>-</b>	<b>-</b>	<b>-</b>
<b>TRUCK ENFORCEMENT SCREENING STATION (TESS) FACILITY FUND</b>											

**DEPARTMENT OF PUBLIC WORKS  
OVERALL SUMMARY OF ACCOUNTS  
FY 2025 FOURTH QUARTER AND FY 2026 FIRST QUARTER REPORT**

		As of September 30, 2025				As of December 31, 2025				
		A	B	C	D	A	B	C	D	E
<i>Funding Source</i>	<i>Account No.</i>	<i>FY 2025 Total Appropriations</i>	<i>FY 2025 Actual Expenditures</i>	<i>FY 2025 Actual Encumbrances</i>	<i>Balance</i>	<i>FY 2026 Total Appropriations/ Carry Over from FY 2025</i>	<i>FY 2026 Actual Expenditures</i>	<i>FY 2026 Actual Encumbrances</i>	<i>FY 2026 Projected Expenditures</i>	<i>FY 2026 Available Balances (A-B-C-D)</i>
TESS Facility		1,585	-	-	1,585	-	-	-	-	-
<b>Truck Enforcement Screening Station Facility Fund Total:</b>		<b>1,585</b>	<b>-</b>	<b>-</b>	<b>1,585</b>	<b>-</b>	<b>-</b>	<b>-</b>	<b>-</b>	<b>-</b>
<b>2022 CLEAN SCHOOL BUS REBATE</b>										
Bus Operations Division		-	-	-	-	9,875,000			9,875,000	-
<b>2022 CSB Rebate Total:</b>		<b>-</b>	<b>-</b>	<b>-</b>	<b>-</b>	<b>9,875,000</b>				
<b>NON-APPROPRIATED AND OTHER FUNDS</b>										
DEP - Bus Operations School Bus (former X-acct)		440,178	385,774	-	54,404	1,059,822	1,599	11,991	1,046,232	-
<b>Non-Appropriated and Other Funds Total:</b>		<b>440,178</b>	<b>385,774</b>	<b>-</b>	<b>54,404</b>	<b>1,059,822</b>	<b>1,599</b>	<b>11,991</b>	<b>1,046,232</b>	<b>-</b>
<b>BUILDING AND DESIGN FUND (CONTINUING AND NON-APPROPRIATED)</b>										
DPW Building and Design Fee Account		2,619	2,619	-	-	-			-	-
DPW Building and Design Fee Account		11,530	11,004	-	526	526			526	-
DPW Building and Design Fee Account		11,558	-	-	11,558	11,558			11,558	-
DPW Building and Design Fee Account		27,105	1,740	-	25,365	25,365			25,365	-
DPW Building and Design Fee Account		28,284	2,832	-	25,452	25,452			25,452	-
DPW Building and Design Fee Account		(18,485)	475	-	(18,960)	(18,960)	-	-	25,540	(44,501)
DPW Building and Design Fee Account		3,059,204	845,106	28,830	2,185,268	2,214,098	235,787	28,830	1,949,480	-
DPW Building and Design Fee Account		2,000,000	57,625	490,879	1,451,496	1,942,375	-	490,939	1,451,436	-
DPW Building and Design Fee Account		-	-	-	-	2,956,750	-	-	2,956,750	-
<b>DPW Building and Design Fee Sub-Total:</b>		<b>5,121,815</b>	<b>921,402</b>	<b>519,709</b>	<b>3,680,704</b>	<b>7,157,163</b>	<b>235,787</b>	<b>519,769</b>	<b>6,446,108</b>	<b>(44,501)</b>
DPW BDF - 25% Building Permits Fees		(15,320)	-	-	(15,320)	(15,320)			-	(15,320)
DPW BDF - 25% Building Permits Fees		174,066	-	-	174,066	174,066			174,066	-
DPW BDF - 25% Building Permits Fees		166,481	-	-	166,481	166,481			166,481	-
DPW BDF - 25% Building Permits Fees		1,037,360	-	-	1,037,360	1,037,360			1,037,360	-
DPW BDF - 25% Building Permits Fees		3,035,663	-	-	3,035,663	3,035,663			3,035,663	-
<b>BDF - 25% Building Permits Fees Sub-Total:</b>		<b>4,398,250</b>	<b>-</b>	<b>-</b>	<b>4,398,250</b>	<b>4,398,250</b>	<b>-</b>	<b>-</b>	<b>4,413,570</b>	<b>(15,320)</b>
<b>Building and Design Fund Grand Total:</b>		<b>9,520,065</b>	<b>921,402</b>	<b>519,709</b>	<b>8,078,954</b>	<b>11,555,413</b>	<b>235,787</b>	<b>519,769</b>	<b>10,859,678</b>	<b>(59,821)</b>
<b>AMERICAN RESCUE PLAN (ARP) CONTINUING APPROPRIATION</b>										
Administrative Services		7,284,450	684,350	-	6,600,100	-	708,622	5,891,378	(6,600,000)	-
CIP Building & Design (Permit Center)		576,000	334,000	-	242,000	-			-	-
Transportation Maintenance		140,972	14,297	-	126,675	-			-	-
Bus Operations		810,495	544,782		265,713	-			-	-

**DEPARTMENT OF PUBLIC WORKS  
OVERALL SUMMARY OF ACCOUNTS  
FY 2025 FOURTH QUARTER AND FY 2026 FIRST QUARTER REPORT**

Source: GFMIS	Funding Source	Account No.	As of September 30, 2025				As of December 31, 2025				
			A	B	C	D	A	B	C	D	E
			FY 2025 Total Appropriations	FY 2025 Actual Expenditures	FY 2025 Actual Encumbrances	Balance	FY 2026 Total Appropriations/ Carry Over from FY 2025	FY 2026 Actual Expenditures	FY 2026 Actual Encumbrances	FY 2026 Projected Expenditures	FY 2026 Available Balances (A-B-C-D)
	Building Construction & Facilities Maintenance		-	-	-	-	-	-	-	-	-
	Division of Highways		(6,046)	4,756,268	-	(4,762,314)	733,843	-	733,843	-	-
	<b>American Rescue Plan (ARP) Continuing Appropriation Total:</b>		<b>8,805,871</b>	<b>6,333,697</b>	<b>-</b>	<b>2,472,174</b>	<b>733,843</b>	<b>708,622</b>	<b>6,625,221</b>	<b>(6,600,000)</b>	<b>-</b>
	<b>SUB-GRANTEE (FEDERAL)</b>										
	PUBLIC HEALTH LEVEL 2/3 LAB (W220201001)		17,959,176	17,959,176	-	-	8,937,549	976,330	6,543,372	1,417,847	-
	Diesel School Bus Replacement (DERA)		184,495	184,495	-	-	-	-	-	-	-
	<b>Sub-Grantee Total:</b>		<b>18,143,671</b>	<b>18,143,671</b>	<b>-</b>	<b>-</b>	<b>8,937,549</b>	<b>976,330</b>	<b>6,543,372</b>	<b>1,417,847</b>	<b>-</b>
	<b>NATIONAL HIGHWAY TRANSPORTATION SAFETY ADMINISTRATION (NHTSA)</b>										
	Office of Highway Safety		4,073,363	873,083	452,320	2,747,960	1,728,868	18,596	-	1,710,273	-
	<b>National Highway Transportation Safety Administration Total:</b>		<b>4,073,363</b>	<b>873,083</b>	<b>452,320</b>	<b>2,747,960</b>	<b>1,728,868</b>	<b>18,596</b>	<b>-</b>	<b>1,710,273</b>	<b>-</b>
	<b>FEDERAL HIGHWAY ADMINISTRATION (FHWA)</b>										
	Highways		240,016,334	77,686,574	16,089,527	146,240,233	224,068,875	62,899,134	13,703,848	147,465,893	-
	<b>Federal Highway Administration Total:</b>		<b>240,016,334</b>	<b>77,686,574</b>	<b>16,089,527</b>	<b>146,240,233</b>	<b>224,068,875</b>	<b>62,899,134</b>	<b>13,703,848</b>	<b>147,465,893</b>	<b>-</b>
	<b>FEMA EXPENDITURES (DPW)</b>										
	PA-09-GU-4715 Typhoon Mawar		-	-	-	-	-	-	-	-	-
	<b>Federal Highway Administration Total:</b>		<b>-</b>	<b>-</b>	<b>-</b>	<b>-</b>	<b>-</b>	<b>-</b>	<b>-</b>	<b>-</b>	<b>-</b>
	<b>U.S. DEPARTMENT OF INTERIOR (USDOI)</b>										
	USDOI/CIP - RJ Bordallo Complex Phase II		32,000	-	-	32,000	-	-	16,000	(16,000)	-
	USDOI CIP - DPW Southern HS Drainage Project		-	-	-	-	5,249,000	-	-	5,249,000	-
	USDOI - FY17 IA OPS Offset		-	-	-	-	-	-	-	-	-
	USDOI - FY21 IA OPS Offset #2 (DPW)		446,497	-	35	446,462	-	-	1,806	(1,806)	-
	USDOI - FY23 IA OPS Offset Federal Grant Fund		336,000	-	-	336,000	-	-	-	-	-
	USDOI - TM & Fleet Support Program		121,357	33,214	-	88,143	-	-	2,205	-	(2,205)
	<b>U.S. Department of Interior Total:</b>		<b>935,854</b>	<b>33,214</b>	<b>35</b>	<b>902,605</b>	<b>5,249,000</b>	<b>-</b>	<b>20,011</b>	<b>5,231,194</b>	<b>(2,205)</b>
	<b>LOCAL FUNDS TOTAL:</b>		<b>32,588,239.74</b>	<b>17,283,872.96</b>	<b>7,145,147.93</b>	<b>8,159,218.85</b>	<b>34,912,285.19</b>	<b>3,873,431.49</b>	<b>1,014,832.69</b>	<b>30,083,841.81</b>	<b>(59,820.80)</b>
	<b>FEDERAL GRANTS TOTAL:</b>		<b>271,975,093</b>	<b>103,070,238</b>	<b>16,541,883</b>	<b>152,362,972</b>	<b>240,718,135</b>	<b>63,894,060</b>	<b>21,001,074</b>	<b>155,825,207</b>	<b>(2,205)</b>
	<b>GRAND TOTAL:</b>		<b>304,563,332</b>	<b>120,354,111</b>	<b>23,687,031</b>	<b>160,522,190</b>	<b>275,630,421</b>	<b>67,767,492</b>	<b>22,015,907</b>	<b>185,909,048</b>	<b>(62,026)</b>

OFB/Departmental Funding/Expenditure Fact Sheet  
(GENERAL FUND)  
OVERALL SUMMARY

Department/Agency Head Certification  
as to the accuracy of information contained herein:  
**02 FEB 2025**  
VINCENT P. ARRIGLIA, DPW Director

Department/Agency: DEPARTMENT OF PUBLIC WORKS  
Division/Program: GENERAL FUND ACCOUNTS  
GFMS Account No.: (SUMMARY)

GFMS Account Code	Appropriation Classification	As of September 30, 2025						As of December 31, 2025								
		FY 2025						FY 2026								
		A	B	C	D	E	F	G	H	I	J	K	L	M	N	O
		FY 2025 Appropriations	FY2024 Authorized Lapse Carried Over/Continued into FY2025	FY 2025 Governor's Transfer +/-	Total FY 2025 Spending Authorized (A + B + C)	FY 2025 Y-T-D Expenditures/Encumbrances %	FY 2025 Available Projected Balance (D - E)	FY 2026 Appropriations	FY2025 Authorized Lapse Carried Over/Continued into FY2026	FY 2026 Governor's Transfer +/-	Total FY 2026 Spending Authorized (G + H + I)	FY 2026 Y-T-D Allotment	FY 2026 Y-T-D Expenditures/Encumbrances %	FY 2026 Projected Expenditures	FY 2026 Total Expenditures/Encumbrances (L + M)	FY 2026 Available Projected Balance (J - N)
<b>PERSONNEL SERVICES</b>																
111	Regular Salaries / Increments:	2,719,672	-	-	2,719,672	2,424,610	295,062	2,580,793	-	-	2,580,793	595,568	466,757	2,114,036	2,580,793	-
112	Overtime / Special Pay:	78,723	-	-	78,723	67,316	11,407	67,507	-	-	67,507	16,877	14,419	53,088	67,507	-
113	Benefits:	1,354,613	-	-	1,354,613	1,077,157	277,456	1,459,453	-	-	1,459,453	336,797	240,635	1,218,818	1,459,453	-
	<b>TOTAL PERSONNEL SERVICES:</b>	<b>\$ 4,153,008</b>	<b>\$ -</b>	<b>\$ -</b>	<b>\$ 4,153,008</b>	<b>\$ 3,569,083</b>	<b>\$ 583,925</b>	<b>\$ 4,107,753</b>	<b>\$ -</b>	<b>\$ -</b>	<b>\$ 4,107,753</b>	<b>\$ 949,241</b>	<b>\$ 721,811</b>	<b>\$ 3,385,942</b>	<b>\$ 4,107,753</b>	<b>\$ -</b>
<b>OPERATIONS</b>																
220	Travel-Off-Island / Local Mileage Reimbursements:	-	-	-	-	-	-	-	-	-	-	-	-	-	-	-
230	Contractual Services:	-	-	-	-	-	-	-	-	-	-	-	-	-	-	-
233	Office Space Rental:	-	-	-	-	-	-	-	-	-	-	-	-	-	-	-
240	Supplies & Materials:	-	-	-	-	-	-	-	-	-	-	-	-	-	-	-
250	Equipment:	-	-	-	-	-	-	-	-	-	-	-	-	-	-	-
271	Drug Testing Charges:	-	-	-	-	-	-	-	-	-	-	-	-	-	-	-
280	Sub-Recipient / Subgrant:	-	-	-	-	-	-	-	-	-	-	-	-	-	-	-
290	Miscellaneous:	-	-	-	-	-	-	-	-	-	-	-	-	-	-	-
	<b>TOTAL OPERATIONS:</b>	<b>\$ -</b>	<b>\$ -</b>	<b>\$ -</b>	<b>\$ -</b>	<b>\$ -</b>	<b>\$ -</b>	<b>\$ -</b>	<b>\$ -</b>	<b>\$ -</b>	<b>\$ -</b>	<b>\$ -</b>	<b>\$ -</b>	<b>\$ -</b>	<b>\$ -</b>	<b>\$ -</b>
<b>UTILITIES</b>																
361	Power:	100,000	-	-	100,000	96,204	3,796	6,917	-	-	6,917	5,879	-	6,917	6,917	-
362	Water / Sewer:	25,000	-	-	25,000	21,504	3,496	-	-	-	-	-	-	-	-	-
363	Telephone / Toll:	-	-	-	-	-	-	-	-	-	-	-	-	-	-	-
	<b>TOTAL UTILITIES:</b>	<b>\$ 125,000</b>	<b>\$ -</b>	<b>\$ -</b>	<b>\$ 125,000</b>	<b>\$ 117,708</b>	<b>\$ 7,292</b>	<b>\$ 6,917</b>	<b>\$ -</b>	<b>\$ -</b>	<b>\$ 6,917</b>	<b>\$ 5,879</b>	<b>\$ -</b>	<b>\$ 6,917</b>	<b>\$ 6,917</b>	<b>\$ -</b>
\$ 450	<b>CAPITAL OUTLAY</b>	-	-	-	-	-	-	-	-	-	-	-	-	-	-	-
\$ 701	<b>INDIRECT COST</b>	-	-	-	-	-	-	-	-	-	-	-	-	-	-	-
	<b>GRAND TOTAL:</b>	<b>\$ 4,278,008</b>	<b>\$ -</b>	<b>\$ -</b>	<b>\$ 4,278,008</b>	<b>\$ 3,686,792</b>	<b>\$ 591,216</b>	<b>\$ 4,114,670</b>	<b>\$ -</b>	<b>\$ -</b>	<b>\$ 4,114,670</b>	<b>\$ 955,121</b>	<b>\$ 721,811</b>	<b>\$ 3,392,859</b>	<b>\$ 4,114,670</b>	<b>\$ -</b>

FULL TIME EQUIVALENCIES (FTE'S)	As of September 30, 2025			
	Unclassified	Classified	Contract	Other (I.T.A)
Filled / Warm Bodies	0	39	0	2
Vacant (Funded)	0	15	0	2
<b>TOTAL FTE'S</b>	<b>0</b>	<b>54</b>	<b>0</b>	<b>4</b>

FULL TIME EQUIVALENCIES (FTE'S)	As of December 31, 2025			
	Unclassified	Classified	Contract	Other (I.T.A)
Filled / Warm Bodies	0	36	0	1
Vacant (Funded)	0	19	0	1
<b>TOTAL FTE'S</b>	<b>0</b>	<b>55</b>	<b>0</b>	<b>2</b>

a) Indicate on a separate sheet each amount expended for: 1) prior year obligation(s); 2) emergency authorization(s); and 3) promised compensation/acting or detail pay.  
b) Information from GFMS was used to determine the amounts reflected.

OFB/Departmental Funding/Expenditure Fact Sheet  
(GENERAL FUND)

Department/Agency: DEPARTMENT OF PUBLIC WORKS  
Division/Program: ADMINISTRATIVE SERVICES DIVISION  
GFMS Account No: [REDACTED]

GFMS Account Code	Appropriation Classification	As of September 30, 2025						As of December 31, 2025								
		FY 2025						FY 2026								
		A	B	C	D	E	F	G	H	I	J	K	L	M	N	O
		FY 2025 Appropriations	FY2024 Authorized Lapse Carried Over/ Continued into FY2025	FY 2025 Governor's Transfer +/-	Total FY 2025 Spending Authorized (A + B + C)	FY 2025 Y-T-D Expenditures/ Encumbrances <sup>1/</sup>	FY 2025 Available Projected Balance (D - E)	FY 2026 Appropriations	FY2025 Authorized Lapse Carried Over/ Continued into FY2026	FY 2026 Governor's Transfer +/-	Total FY 2026 Spending Authorized (G + H + I)	FY 2026 Y-T-D Allotment	FY 2026 Y-T-D Expenditures/ Encumbrances <sup>1/</sup>	FY 2026 Projected Expenditures	FY 2026 Total Expenditures/ Encumbrances (L + M)	FY 2026 Available Projected Balance (J - N)
<b>PERSONNEL SERVICES</b>																
111	Regular Salaries / Increments	763,887.00	-	-	763,887.00	751,095.63	12,791.37	847,778.00	-	-	847,778.00	195,641.07	149,460.07	698,317.93	847,778.00	-
112	Overtime / Special Pay	14,723.00	-	-	14,723.00	7,406.49	7,316.51	13,879.00	-	-	13,879.00	3,469.75	2,306.43	11,572.57	13,879.00	-
113	Benefits:	368,968.00	-	-	368,968.00	352,578.77	16,389.23	487,959.00	-	-	487,959.00	112,605.93	74,194.43	413,764.57	487,959.00	-
	<b>TOTAL PERSONNEL SERVICES:</b>	<b>1,147,578.00</b>	<b>-</b>	<b>-</b>	<b>1,147,578.00</b>	<b>1,111,080.89</b>	<b>36,497.11</b>	<b>1,349,616.00</b>	<b>-</b>	<b>-</b>	<b>1,349,616.00</b>	<b>311,716.75</b>	<b>225,960.93</b>	<b>1,123,655.07</b>	<b>1,349,616.00</b>	<b>-</b>
<b>OPERATIONS</b>																
220	Travel-Off-Island / Local Mileage Reimbursements	-	-	-	-	-	-	-	-	-	-	-	-	-	-	-
230	Contractual Services:	-	-	-	-	-	-	-	-	-	-	-	-	-	-	-
233	Office Space Rental:	-	-	-	-	-	-	-	-	-	-	-	-	-	-	-
240	Supplies & Materials:	-	-	-	-	-	-	-	-	-	-	-	-	-	-	-
250	Equipment:	-	-	-	-	-	-	-	-	-	-	-	-	-	-	-
271	Drug Testing Charges:	-	-	-	-	-	-	-	-	-	-	-	-	-	-	-
280	Sub-Recipient / Subgrant:	-	-	-	-	-	-	-	-	-	-	-	-	-	-	-
290	Miscellaneous:	-	-	-	-	-	-	-	-	-	-	-	-	-	-	-
	<b>TOTAL OPERATIONS:</b>	<b>-</b>	<b>-</b>	<b>-</b>	<b>-</b>	<b>-</b>	<b>-</b>	<b>-</b>	<b>-</b>	<b>-</b>	<b>-</b>	<b>-</b>	<b>-</b>	<b>-</b>	<b>-</b>	<b>-</b>
<b>UTILITIES</b>																
361	Power:	100,000.00	-	-	100,000.00	96,204.00	3,796.00	6,917.00	-	-	6,917.00	5,879.45	-	6,917.00	6,917.00	-
362	Water / Sewer:	25,000.00	-	-	25,000.00	21,504.12	3,495.88	-	-	-	-	-	-	-	-	-
363	Telephone / Toll:	-	-	-	-	-	-	-	-	-	-	-	-	-	-	-
	<b>TOTAL UTILITIES:</b>	<b>125,000.00</b>	<b>-</b>	<b>-</b>	<b>125,000.00</b>	<b>117,708.12</b>	<b>7,291.88</b>	<b>6,917.00</b>	<b>-</b>	<b>-</b>	<b>6,917.00</b>	<b>5,879.45</b>	<b>-</b>	<b>6,917.00</b>	<b>6,917.00</b>	<b>-</b>
450	<b>CAPITAL OUTLAY</b>	-	-	-	-	-	-	-	-	-	-	-	-	-	-	-
701	<b>INDIRECT COST</b>	-	-	-	-	-	-	-	-	-	-	-	-	-	-	-
	<b>GRAND TOTAL:</b>	<b>1,272,578.00</b>	<b>-</b>	<b>-</b>	<b>1,272,578.00</b>	<b>1,228,789.01</b>	<b>43,788.99</b>	<b>1,356,533.00</b>	<b>-</b>	<b>-</b>	<b>1,356,533.00</b>	<b>317,596.20</b>	<b>225,960.93</b>	<b>1,130,572.07</b>	<b>1,356,533.00</b>	<b>-</b>

FULL TIME EQUIVALENCIES (FTE'S)	As of September 30, 2025			
	Unclassified	Classified	Contract	Other (LTA)
Filled / Warm Bodies	0	14	0	0
Vacant (Funded)	0	5	0	2
<b>TOTAL FTE'S</b>	<b>0</b>	<b>19</b>	<b>0</b>	<b>2</b>

	As of December 31, 2025			
	Unclassified	Classified	Contract	Other (LTA)
	0	14	0	0
	0	8	0	1
	0	22	0	1

a) Indicate on a separate sheet each amount expended for: 1) prior year obligation(s); 2) emergency authorizations(s); and 3) promised compensation/acting or detail pay.  
b) Information from GFMS was used to determine the amounts reflected.

OFB/Departmental Funding/Expenditure Fact Sheet  
(GENERAL FUND)

Department/Agency: DEPARTMENT OF PUBLIC WORKS  
Division/Program: CAPITAL IMPROVEMENT PROJECTS  
GMIS Account No: [REDACTED]

GMIS Account Code	Appropriation Classification	As of September 30, 2025						As of December 31, 2025								
		FY 2025						FY 2026								
		A	B	C	D	E	F	G	H	I	J	K	L	M	N	O
		FY 2025 Appropriations	FY2024 Authorized Lapse Carried Over/ Continued into FY2025	FY 2025 Governor's Transfer +/-	Total FY 2025 Spending Authorized (A + B + C)	FY 2025 Y-T-D Expenditures/ Encumbrances %	FY 2025 Available Projected Balance (D - E)	FY 2026 Appropriations	FY2025 Authorized Lapse Carried Over/ Continued into FY2026	FY 2026 Governor's Transfer +/-	Total FY 2026 Spending Authorized (G + H + I)	FY 2026 Y-T-D Allotment	FY 2026 Y-T-D Expenditures/ Encumbrances %	FY 2026 Projected Expenditures	FY 2026 Total Expenditures/ Encumbrances (L + M)	FY 2026 Available Projected Balance (J - N)
<b>PERSONNEL SERVICES</b>																
111	Regular Salaries / Increments:	783,181	-	-	783,181	664,500	118,681	741,211	-	-	741,211	171,049	111,932	629,279	741,211	-
112	Overtime / Special Pay:	-	-	-	-	-	-	-	-	-	-	-	-	-	-	-
113	Benefits:	347,668	-	-	347,668	261,772	85,896	390,053	-	-	390,053	90,012	53,792	336,261	390,053	-
	<b>TOTAL PERSONNEL SERVICES:</b>	<b>1,130,849</b>	<b>-</b>	<b>-</b>	<b>1,130,849</b>	<b>926,272</b>	<b>204,577</b>	<b>1,131,264</b>	<b>-</b>	<b>-</b>	<b>1,131,264</b>	<b>261,061</b>	<b>165,725</b>	<b>965,539</b>	<b>1,131,264</b>	<b>-</b>
<b>OPERATIONS</b>																
220	Travel-Off-Island / Local Mileage Reimbursements:	-	-	-	-	-	-	-	-	-	-	-	-	-	-	-
230	Contractual Services:	-	-	-	-	-	-	-	-	-	-	-	-	-	-	-
233	Office Space Rental:	-	-	-	-	-	-	-	-	-	-	-	-	-	-	-
240	Supplies & Materials:	-	-	-	-	-	-	-	-	-	-	-	-	-	-	-
250	Equipment:	-	-	-	-	-	-	-	-	-	-	-	-	-	-	-
271	Drug Testing Charges:	-	-	-	-	-	-	-	-	-	-	-	-	-	-	-
280	Sub-Recipient / Subgrant:	-	-	-	-	-	-	-	-	-	-	-	-	-	-	-
290	Miscellaneous:	-	-	-	-	-	-	-	-	-	-	-	-	-	-	-
	<b>TOTAL OPERATIONS:</b>	<b>-</b>	<b>-</b>	<b>-</b>	<b>-</b>	<b>-</b>	<b>-</b>	<b>-</b>	<b>-</b>	<b>-</b>	<b>-</b>	<b>-</b>	<b>-</b>	<b>-</b>	<b>-</b>	<b>-</b>
<b>UTILITIES</b>																
361	Power:	-	-	-	-	-	-	-	-	-	-	-	-	-	-	-
362	Water / Sewer:	-	-	-	-	-	-	-	-	-	-	-	-	-	-	-
363	Telephone / Toll:	-	-	-	-	-	-	-	-	-	-	-	-	-	-	-
	<b>TOTAL UTILITIES:</b>	<b>-</b>	<b>-</b>	<b>-</b>	<b>-</b>	<b>-</b>	<b>-</b>	<b>-</b>	<b>-</b>	<b>-</b>	<b>-</b>	<b>-</b>	<b>-</b>	<b>-</b>	<b>-</b>	<b>-</b>
450	<b>CAPITAL OUTLAY</b>	-	-	-	-	-	-	-	-	-	-	-	-	-	-	-
701	<b>INDIRECT COST</b>	-	-	-	-	-	-	-	-	-	-	-	-	-	-	-
	<b>GRAND TOTAL:</b>	<b>1,130,849</b>	<b>-</b>	<b>-</b>	<b>1,130,849</b>	<b>926,272</b>	<b>204,577</b>	<b>1,131,264</b>	<b>-</b>	<b>-</b>	<b>1,131,264</b>	<b>261,061</b>	<b>165,725</b>	<b>965,539</b>	<b>1,131,264</b>	<b>-</b>

FULL-TIME EQUIVALENCIES (FTE'S)	As of September 30, 2025			
	Unclassified	Classified	Contract	Other (LTA)
Filled / Warm Bodies	0	5	0	0
Vacant (Funded)	0	5	0	0
<b>TOTAL FTE'S</b>	<b>0</b>	<b>10</b>	<b>0</b>	<b>0</b>

	As of December 31, 2025			
	Unclassified	Classified	Contract	Other (LTA)
	0	5	0	0
	0	6	0	0
	0	11	0	0

a) Indicate on a separate sheet each amount expended for: 1) prior year obligation(s); 2) emergency authorization(s); and 3) promised compensation/acting or detail pay.  
b) Information from GMIS was used to determine the amounts reflected.

OFB/Departmental Funding/Expenditure Fact Sheet  
(GENERAL FUND)

Department/Agency: DEPARTMENT OF PUBLIC WORKS  
Division/Program: TRANSPORTATION MAINTENANCE DIVISION  
GFMS Account No: [REDACTED]

GFMS Account Code	Appropriation Classification	As of September 30, 2025						As of December 31, 2025								
		FY 2025						FY 2026								
		A	B	C	D	E	F	G	H	I	J	K	L	M	N	O
	FY 2025 Appropriations	FY2024 Authorized Lapse Carried Over/Continued into FY2025	FY 2025 Governor's Transfer +/-	Total FY 2025 Spending Authorized (A + B + C)	FY 2025 Y-T-D Expenditures/Encumbrances +/-	FY 2025 Available Projected Balance (D - E)	FY 2026 Appropriations	FY2025 Authorized Lapse Carried Over/Continued into FY2026	FY 2026 Governor's Transfer +/-	Total FY 2026 Spending Authorized (G + H + I)	FY 2026 Y-T-D Allotment	FY 2026 Y-T-D Expenditures/Encumbrances +/-	FY 2026 Projected Expenditures	FY 2026 Total Expenditures/Encumbrances (I + M)	FY 2026 Available Projected Balance (J - N)	
<b>PERSONNEL SERVICES</b>																
111	Regular Salaries / Increments	1,172,604	-	-	1,172,604	1,009,015	163,589	991,804	-	-	991,804	228,878	205,364	786,440	991,804	-
112	Overtime / Special Pay:	64,000	-	-	64,000	59,910	4,090	53,628	-	-	53,628	13,407	12,113	41,515	53,628	-
113	Benefits:	637,977	-	-	637,977	462,806	175,171	581,441	-	-	581,441	134,179	112,649	468,792	581,441	-
	<b>TOTAL PERSONNEL SERVICES:</b>	<b>1,874,581</b>	<b>-</b>	<b>-</b>	<b>1,874,581</b>	<b>1,531,731</b>	<b>342,850</b>	<b>1,626,873</b>	<b>-</b>	<b>-</b>	<b>1,626,873</b>	<b>376,464</b>	<b>330,126</b>	<b>1,296,747</b>	<b>1,626,873</b>	<b>-</b>
<b>OPERATIONS</b>																
220	Travel-Off-Island / Local Mileage Reimbursements:	-	-	-	-	-	-	-	-	-	-	-	-	-	-	-
230	Contractual Services:	-	-	-	-	-	-	-	-	-	-	-	-	-	-	-
233	Office Space Rental:	-	-	-	-	-	-	-	-	-	-	-	-	-	-	-
240	Supplies & Materials:	-	-	-	-	-	-	-	-	-	-	-	-	-	-	-
250	Equipment:	-	-	-	-	-	-	-	-	-	-	-	-	-	-	-
271	Drug Testing Charges:	-	-	-	-	-	-	-	-	-	-	-	-	-	-	-
280	Sub-Recipient / Subgrant:	-	-	-	-	-	-	-	-	-	-	-	-	-	-	-
290	Miscellaneous:	-	-	-	-	-	-	-	-	-	-	-	-	-	-	-
	<b>TOTAL OPERATIONS:</b>	<b>-</b>	<b>-</b>	<b>-</b>	<b>-</b>	<b>-</b>	<b>-</b>	<b>-</b>	<b>-</b>	<b>-</b>	<b>-</b>	<b>-</b>	<b>-</b>	<b>-</b>	<b>-</b>	<b>-</b>
<b>UTILITIES</b>																
361	Power:	-	-	-	-	-	-	-	-	-	-	-	-	-	-	-
362	Water / Sewer:	-	-	-	-	-	-	-	-	-	-	-	-	-	-	-
363	Telephone / Toll:	-	-	-	-	-	-	-	-	-	-	-	-	-	-	-
	<b>TOTAL UTILITIES:</b>	<b>-</b>	<b>-</b>	<b>-</b>	<b>-</b>	<b>-</b>	<b>-</b>	<b>-</b>	<b>-</b>	<b>-</b>	<b>-</b>	<b>-</b>	<b>-</b>	<b>-</b>	<b>-</b>	<b>-</b>
450	<b>CAPITAL OUTLAY</b>	-	-	-	-	-	-	-	-	-	-	-	-	-	-	-
701	<b>INDIRECT COST</b>	-	-	-	-	-	-	-	-	-	-	-	-	-	-	-
	<b>GRAND TOTAL:</b>	<b>1,874,581</b>	<b>-</b>	<b>-</b>	<b>1,874,581</b>	<b>1,531,731</b>	<b>342,850</b>	<b>1,626,873</b>	<b>-</b>	<b>-</b>	<b>1,626,873</b>	<b>376,464</b>	<b>330,126</b>	<b>1,296,747</b>	<b>1,626,873</b>	<b>-</b>

FULL TIME EQUIVALENCIES (FTE'S)	As of September 30, 2025			
	Unclassified	Classified	Contract	Other (LTA)
Filled / Warm Bodies	0	20	0	2
Vacant (Funded)	0	5	0	0
<b>TOTAL FTE'S</b>	<b>0</b>	<b>25</b>	<b>0</b>	<b>2</b>

	As of December 31, 2025			
	Unclassified	Classified	Contract	Other (LTA)
	0	17	0	1
	0	5	0	0
	<b>0</b>	<b>22</b>	<b>0</b>	<b>1</b>

a) Indicate on a separate sheet each amount expended for: 1) prior year obligation(s); 2) emergency authorization(s); and 3) promised compensation/acting or detail pay.  
b) Information from GFMS was used to determine the amounts reflected.

OFB/Departmental Funding/Expenditure Fact Sheet  
(GUAM HIGHWAY FUND)  
OVERALL SUMMARY

Department/Agency: DEPARTMENT OF PUBLIC WORKS  
Division/Program: GUAM HIGHWAY FUND ACCOUNTS  
GFMS Account No.: [REDACTED] (SUMMARY)

Department/Agency Head Certification  
as to the accuracy of information contained herein:  
*[Signature]*  
2 FEB 2026  
VINCENT P. ARRUDA, DPW Director

GFMS Account Code	Appropriation Classification	As of September 30, 2025						As of December 31, 2025								
		FY 2025						FY 2026								
		A	B	C	D	E	F	G	H	I	J	K	L	M	N	O
		FY 2025 Appropriations	FY2024 Authorized Lapse Carried Over/Continued into FY2025	FY 2025 Governor's Transfer +/-	Total FY 2025 Spending Authorized (A + B + C)	FY 2025 Y-T-D Expenditures/Encumbrances +/-	FY 2025 Available Projected Balance (D - E)	FY 2026 Appropriations	FY2025 Authorized Lapse Carried Over/Continued into FY2026	FY 2026 Governor's Transfer +/-	Total FY 2026 Spending Authorized (G + H + I)	FY 2026 Y-T-D Allotment	FY 2026 Y-T-D Expenditures/Encumbrances +/-	FY 2026 Projected Expenditures	FY 2026 Total Expenditures/Encumbrances (L + M)	FY 2026 Available Projected Balance (J - N)
<b>PERSONNEL SERVICES</b>																
111	Regular Salaries / Increments	3,338,064	-	-	3,338,064	2,473,012	865,053	3,551,361	-	-	3,551,361	1,211,900	646,219	2,905,142	3,551,361	-
112	Overtime / Special Pay	238,984	-	-	238,984	134,008	104,976	114,044	-	-	114,044	30,620	77,866	36,178	114,044	-
113	Benefits	2,019,701	-	-	2,019,701	1,200,584	819,116	1,908,837	-	-	1,908,837	643,110	339,365	1,569,472	1,908,837	-
	<b>TOTAL PERSONNEL SERVICES:</b>	<b>\$ 5,596,749</b>	<b>\$ -</b>	<b>\$ -</b>	<b>\$ 5,596,749</b>	<b>\$ 3,807,603</b>	<b>\$ 1,789,146</b>	<b>\$ 5,574,242</b>	<b>\$ -</b>	<b>\$ -</b>	<b>\$ 5,574,242</b>	<b>\$ 1,885,630</b>	<b>\$ 1,063,451</b>	<b>\$ 4,510,791</b>	<b>\$ 5,574,242</b>	<b>\$ -</b>
<b>OPERATIONS</b>																
220	Travel-Off-Island / Local Mileage Reimbursements	-	-	-	-	-	-	-	-	-	-	-	-	-	-	-
230	Contractual Services	2,952,664	-	-	2,952,664	1,830,034	1,122,630	3,324,530	-	-	3,324,530	2,829,601	141,332	3,183,198	3,324,530	-
233	Office Space Rental	-	-	-	-	-	-	-	-	-	-	-	-	-	-	-
240	Supplies & Materials	487,206	-	-	487,206	284,573	202,633	415,250	-	-	415,250	199,400	62,587	352,663	415,250	-
250	Equipment	43,300	-	-	43,300	28,827	14,473	113,000	-	-	113,000	85,001	-	113,000	113,000	-
271	Drug Testing Charges	3,380	-	-	3,380	-	3,380	3,300	-	-	3,300	2,805	-	3,300	3,300	-
280	Sub-Recipient / Subgrant	-	-	-	-	-	-	-	-	-	-	-	-	-	-	-
290	Miscellaneous	-	-	-	-	-	-	-	-	-	-	-	-	-	-	-
	<b>TOTAL OPERATIONS:</b>	<b>\$ 3,486,550</b>	<b>\$ -</b>	<b>\$ -</b>	<b>\$ 3,486,550</b>	<b>\$ 2,143,433</b>	<b>\$ 1,343,117</b>	<b>\$ 3,856,080</b>	<b>\$ -</b>	<b>\$ -</b>	<b>\$ 3,856,080</b>	<b>\$ 3,116,807</b>	<b>\$ 203,919</b>	<b>\$ 3,652,161</b>	<b>\$ 3,856,080</b>	<b>\$ -</b>
<b>UTILITIES</b>																
361	Power	445,822	-	-	445,822	365,889	79,933	510,000	-	-	510,000	433,500	236,641	273,359	510,000	-
362	Water / Sewer	235,476	-	-	235,476	209,263	26,213	275,000	-	-	275,000	233,750	212,500	62,500	275,000	-
363	Telephone / Toll	64,500	-	-	64,500	32,260	32,240	59,500	-	-	59,500	54,025	8,070	51,430	59,500	-
	<b>TOTAL UTILITIES:</b>	<b>\$ 745,797</b>	<b>\$ -</b>	<b>\$ -</b>	<b>\$ 745,797</b>	<b>\$ 607,411</b>	<b>\$ 138,386</b>	<b>\$ 844,500</b>	<b>\$ -</b>	<b>\$ -</b>	<b>\$ 844,500</b>	<b>\$ 721,275</b>	<b>\$ 457,210</b>	<b>\$ 387,290</b>	<b>\$ 844,500</b>	<b>\$ -</b>
\$ 450	<b>CAPITAL OUTLAY</b>	-	-	-	-	-	-	-	-	-	-	-	-	-	-	-
\$ 701	<b>INDIRECT COST</b>	-	-	-	-	-	-	-	-	-	-	-	-	-	-	-
	<b>GRAND TOTAL:</b>	<b>\$ 9,829,096</b>	<b>\$ -</b>	<b>\$ -</b>	<b>\$ 9,829,096</b>	<b>\$ 6,558,448</b>	<b>\$ 3,270,648</b>	<b>\$ 10,274,822</b>	<b>\$ -</b>	<b>\$ -</b>	<b>\$ 10,274,822</b>	<b>\$ 5,723,711</b>	<b>\$ 1,724,580</b>	<b>\$ 8,550,242</b>	<b>\$ 10,274,822</b>	<b>\$ -</b>

FULL TIME EQUIVALENCIES (FTE's)	As of September 30, 2025			
	Unclassified	Classified	Contract	Other (LTA)
Filled / Warm Bodies	4	52	0	4
Vacant (Funded)	0	17	0	3
<b>TOTAL FTE's</b>	<b>4</b>	<b>69</b>	<b>0</b>	<b>7</b>

	As of December 31, 2025			
	Unclassified	Classified	Contract	Other (LTA)
	4	52	0	2
	0	29	0	2
	<b>4</b>	<b>81</b>	<b>0</b>	<b>4</b>

1/ a) Indicate on a separate sheet each amount expended for: 1) prior year obligation(s); 2) emergency authorization(s); and 3) promised compensation/acting or detail pay.  
b) Information from GFMS was used to determine the amounts reflected.

Note that the Legislature has taken steps to ensure that any protected personal identifying information has been redacted or excluded in whole or in part in order to protect the privacy of any individual(s) whose information has been included as part of this transmittal.

OFB/Departmental Funding/Expenditure Fact Sheet  
(GUAM HIGHWAY FUND)

Department/Agency: DEPARTMENT OF PUBLIC WORKS  
Division/Program: ADMINISTRATIVE SERVICES DIVISION  
GFMS Account No.: [REDACTED]

GFMS Account Code	Appropriation Classification	As of September 30, 2025						As of December 31, 2025								
		FY 2025						FY 2026								
		A	B	C	D	E	F	G	H	I	J	K	L	M	N	O
	FY 2025 Appropriations	FY2024 Authorized Lapse Carried Over/ Continued into FY2025	FY 2025 Governor's Transfer +/-	Total FY 2025 Spending Authorized (A + B + C)	FY 2025 Y-T-D Expenditures/ Encumbrances %	FY 2025 Available Projected Balance (D - E)	FY 2026 Appropriations	FY2025 Authorized Lapse Carried Over/ Continued into FY2026	FY 2026 Governor's Transfer +/-	Total FY 2026 Spending Authorized (G + H + I)	FY 2026 Y-T-D Allotment	FY 2026 Y-T-D Expenditures/ Encumbrances %	FY 2026 Projected Expenditures	FY 2026 Total Expenditures/ Encumbrances (L + M)	FY 2026 Available Projected Balance (J - N)	
<b>PERSONNEL SERVICES</b>																
111	Regular Salaries / Increments	327,970.24	-	-	327,970.24	319,726.88	8,243.36	373,730.00	-	-	373,730.00	86,245.38	95,229.86	278,500.14	373,730.00	-
112	Overtime / Special Pay	-	-	-	-	-	-	-	-	-	-	-	-	-	-	-
113	Benefits:	147,040.63	-	-	147,040.63	134,403.28	12,637.35	157,274.00	-	-	157,274.00	36,294.00	42,565.48	114,708.52	157,274.00	-
	<b>TOTAL PERSONNEL SERVICES:</b>	<b>475,010.87</b>	<b>-</b>	<b>-</b>	<b>475,010.87</b>	<b>454,130.16</b>	<b>20,880.71</b>	<b>531,004.00</b>	<b>-</b>	<b>-</b>	<b>531,004.00</b>	<b>122,539.38</b>	<b>137,795.34</b>	<b>393,208.66</b>	<b>531,004.00</b>	<b>-</b>
<b>OPERATIONS</b>																
220	Travel-Off-Island / Local Mileage Reimbursements:	-	-	-	-	-	-	-	-	-	-	-	-	-	-	-
230	Contractual Services:	32,767.84	-	-	32,767.84	21,486.54	11,281.30	25,000.00	-	-	25,000.00	25,000.00	23,261.64	1,738.36	25,000.00	-
233	Office Space Rental:	-	-	-	-	-	-	-	-	-	-	-	-	-	-	-
240	Supplies & Materials:	5,616.00	-	-	5,616.00	3,559.26	2,056.74	14,855.00	-	-	14,855.00	5,000.00	2,588.52	12,266.48	14,855.00	-
250	Equipment:	-	-	-	-	-	-	-	-	-	-	-	-	-	-	-
271	Drug Testing Charges:	400.00	-	-	400.00	-	400.00	400.00	-	-	400.00	340.00	-	400.00	400.00	-
280	Sub-Recipient / Subgrant:	-	-	-	-	-	-	-	-	-	-	-	-	-	-	-
290	Miscellaneous:	-	-	-	-	-	-	-	-	-	-	-	-	-	-	-
	<b>TOTAL OPERATIONS:</b>	<b>38,783.84</b>	<b>-</b>	<b>-</b>	<b>38,783.84</b>	<b>25,045.80</b>	<b>13,738.04</b>	<b>40,255.00</b>	<b>-</b>	<b>-</b>	<b>40,255.00</b>	<b>30,340.00</b>	<b>25,850.16</b>	<b>14,404.84</b>	<b>40,255.00</b>	<b>-</b>
<b>UTILITIES</b>																
361	Power:	195,695.76	-	-	195,695.76	192,553.55	3,142.21	270,000.00	-	-	270,000.00	229,500.00	229,500.00	40,500.00	270,000.00	-
362	Water / Sewer:	215,475.53	-	-	215,475.53	208,356.01	7,119.52	250,000.00	-	-	250,000.00	212,500.00	212,500.00	37,500.00	250,000.00	-
363	Telephone / Toll:	15,000.00	-	-	15,000.00	14,853.87	146.13	15,000.00	-	-	15,000.00	15,000.00	3,638.22	11,361.78	15,000.00	-
	<b>TOTAL UTILITIES:</b>	<b>426,171.29</b>	<b>-</b>	<b>-</b>	<b>426,171.29</b>	<b>415,763.43</b>	<b>10,407.86</b>	<b>535,000.00</b>	<b>-</b>	<b>-</b>	<b>535,000.00</b>	<b>457,000.00</b>	<b>445,638.22</b>	<b>89,361.78</b>	<b>535,000.00</b>	<b>-</b>
450	<b>CAPITAL OUTLAY</b>	<b>-</b>	<b>-</b>	<b>-</b>	<b>-</b>	<b>-</b>	<b>-</b>	<b>-</b>	<b>-</b>	<b>-</b>	<b>-</b>	<b>-</b>	<b>-</b>	<b>-</b>	<b>-</b>	<b>-</b>
701	<b>INDIRECT COST</b>	<b>-</b>	<b>-</b>	<b>-</b>	<b>-</b>	<b>-</b>	<b>-</b>	<b>-</b>	<b>-</b>	<b>-</b>	<b>-</b>	<b>-</b>	<b>-</b>	<b>-</b>	<b>-</b>	<b>-</b>
	<b>GRAND TOTAL:</b>	<b>939,966.00</b>	<b>-</b>	<b>-</b>	<b>939,966.00</b>	<b>894,939.39</b>	<b>45,026.61</b>	<b>1,106,259.00</b>	<b>-</b>	<b>-</b>	<b>1,106,259.00</b>	<b>609,879.38</b>	<b>609,283.72</b>	<b>496,975.28</b>	<b>1,106,259.00</b>	<b>-</b>

FULL TIME EQUIVALENCIES (FTE's)	As of September 30, 2025			
	Unclassified	Classified	Contract	Other (LTA)
Filled / Warm Bodies	4	0	0	0
Vacant (Funded)	0	0	0	0
<b>TOTAL FTE's</b>	<b>4</b>	<b>0</b>	<b>0</b>	<b>0</b>

FULL TIME EQUIVALENCIES (FTE's)	As of December 31, 2025			
	Unclassified	Classified	Contract	Other (LTA)
Filled / Warm Bodies	4	0	0	0
Vacant (Funded)	0	0	0	0
<b>TOTAL FTE's</b>	<b>4</b>	<b>0</b>	<b>0</b>	<b>0</b>

a) Indicate on a separate sheet each amount expended for: 1) prior year obligation(s); 2) emergency authorizations(s); and 3) promised compensation/acting or detail pay.  
b) Information from GFMS was used to determine the amounts reflected.

OFB/Departmental Funding/Expenditure Fact Sheet  
(GUAM HIGHWAY FUND)

Department/Agency: DEPARTMENT OF PUBLIC WORKS  
Division/Program: CAPITAL IMPROVEMENT PROJECTS  
GFMS Account No.:

GFMS Account Code	Appropriation Classification	As of September 30, 2025						As of December 31, 2025								
		FY 2025						FY 2026								
		A	B	C	D	E	F	G	H	I	J	K	L	M	N	O
		FY 2025 Appropriations	FY2024 Authorized Lapse Carried Over/Continued into FY2025	FY 2025 Governor's Transfer +/-	Total FY 2025 Spending Authorized (A + B + C)	FY 2025 Y-T-D Expenditures/Encumbrances %	FY 2025 Available Projected Balance (D - E)	FY 2026 Appropriations	FY2025 Authorized Lapse Carried Over/Continued into FY2026	FY 2026 Governor's Transfer +/-	Total FY 2026 Spending Authorized (G + H + I)	FY 2026 Y-T-D Allotment	FY 2026 Y-T-D Expenditures/Encumbrances %	FY 2026 Projected Expenditures	FY 2026 Total Expenditures/Encumbrances (L + M)	FY 2026 Available Projected Balance (J - N)
<b>PERSONNEL SERVICES</b>																
111	Regular Salaries / Increments		-	-	-	-	-	-	-	-	-	-	-	-	-	-
112	Overtime / Special Pay		-	-	-	-	-	-	-	-	-	-	-	-	-	-
113	Benefits		-	-	-	-	-	-	-	-	-	-	-	-	-	-
	<b>TOTAL PERSONNEL SERVICES:</b>	-	-	-	-	-	-	-	-	-	-	-	-	-	-	-
<b>OPERATIONS</b>																
220	Travel-Off-Island / Local Mileage Reimbursements	-	-	-	-	-	-	-	-	-	-	-	-	-	-	-
230	Contractual Services	67,379	-	-	67,379	50,906	16,473	67,379	-	-	67,379	57,272	15,409	51,970	67,379	-
233	Office Space Rental		-	-	-	-	-		-	-	-		-	-	-	-
240	Supplies & Materials	25,000	-	-	25,000	12,770	12,230	25,000	-	-	25,000	10,000	-	25,000	25,000	-
250	Equipment		-	-	-	-	-		-	-	-		-	-	-	-
271	Drug Testing Charges	480	-	-	480	-	480	400	-	-	400	340	-	400	400	-
280	Sub-Recipient / Subgrant	-	-	-	-	-	-	-	-	-	-	-	-	-	-	-
290	Miscellaneous		-	-	-	-	-		-	-	-		-	-	-	-
	<b>TOTAL OPERATIONS:</b>	92,859	-	-	92,859	63,676	29,183	92,779	-	-	92,779	67,612	15,409	77,370	92,779	-
<b>UTILITIES</b>																
361	Power	-	-	-	-	-	-	-	-	-	-	-	-	-	-	-
362	Water / Sewer	-	-	-	-	-	-	-	-	-	-	-	-	-	-	-
363	Telephone / Toll	10,000	-	-	10,000	5,152	4,848	5,000	-	-	5,000	4,250	2,350	2,650	5,000	-
	<b>TOTAL UTILITIES:</b>	10,000	-	-	10,000	5,152	4,848	5,000	-	-	5,000	4,250	2,350	2,650	5,000	-
450	<b>CAPITAL OUTLAY</b>	-	-	-	-	-	-	-	-	-	-	-	-	-	-	-
701	<b>INDIRECT COST</b>	-	-	-	-	-	-	-	-	-	-	-	-	-	-	-
	<b>GRAND TOTAL:</b>	102,859	-	-	102,859	68,828	34,031	97,779	-	-	97,779	71,862	17,759	80,020	97,779	-

FULL TIME EQUIVALENCIES (FTE's)	As of September 30, 2025			
	Unclassified	Classified	Contract	Other (LTA)
Filled / Warm Bodies	0	0	0	0
Vacant (Funded)	0	0	0	0
<b>TOTAL FTE's</b>	0	0	0	0

FULL TIME EQUIVALENCIES (FTE's)	As of December 31, 2025			
	Unclassified	Classified	Contract	Other (LTA)
Filled / Warm Bodies	0	0	0	0
Vacant (Funded)	0	0	0	0
<b>TOTAL FTE's</b>	0	0	0	0

a) Indicate on a separate sheet each amount expended for: 1) prior year obligation(s); 2) emergency authorizations(s); and 3) promised compensation or detail pay.  
b) Information from GFMS was used to determine the amounts reflected.

OFB/Departmental Funding/Expenditure Fact Sheet  
(GUAM HIGHWAY FUND)

Department/Agency: DEPARTMENT OF PUBLIC WORKS  
Division/Program: TRANSPORTATION MAINTENANCE DIVISION  
GFMS Account No: [REDACTED]

GFMS Account Code	Appropriation Classification	As of September 30, 2025						As of December 31, 2025								
		FY 2025						FY 2026								
		A	B	C	D	E	F	G	H	I	J	K	L	M	N	O
		FY 2025 Appropriations	FY2024 Authorized Lapse Carried Over/ Continued into FY2025	FY 2025 Governor's Transfer +/-	Total FY 2025 Spending Authorized (A + B + C)	FY 2025 Y-T-D Expenditures/ Encumbrances <sup>1/</sup>	FY 2025 Available Projected Balance (D - E)	FY 2026 Appropriations	FY2025 Authorized Lapse Carried Over/ Continued into FY2026	FY 2026 Governor's Transfer +/-	Total FY 2026 Spending Authorized (G + H + I)	FY 2026 Y-T-D Allotment	FY 2026 Y-T-D Expenditures/ Encumbrances <sup>1/</sup>	FY 2026 Projected Expenditures	FY 2026 Total Expenditures/ Encumbrances (L + M)	FY 2026 Available Projected Balance (J - N)
<b>PERSONNEL SERVICES</b>																
111	Regular Salaries / Increments:		-	-	-		-	-	-	-	-	-	-	-	-	-
112	Overtime / Special Pay		-	-	-		-	-	-	-	-	-	-	-	-	-
113	Benefits:		-	-	-		-	-	-	-	-	-	-	-	-	-
	<b>TOTAL PERSONNEL SERVICES:</b>	-	-	-	-	-	-	-	-	-	-	-	-	-	-	-
<b>OPERATIONS</b>																
220	Travel-Off-Island / Local Mileage Reimbursements	-	-	-	-	-	-	-	-	-	-	-	-	-	-	-
230	Contractual Services:	69,250	-	-	69,250	55,958	13,292	53,250	-	-	53,250	45,263	18,440	34,810	53,250	-
233	Office Space Rental:		-	-	-	-	-	-	-	-	-	-	-	-	-	-
240	Supplies & Materials:	198,395	-	-	198,395	114,882	83,513	227,395	-	-	227,395	100,000	15,391	212,004	227,395	-
250	Equipment:	13,000	-	-	13,000	9,721	3,279	-	-	-	-	-	-	-	-	-
271	Drug Testing Charges:	-	-	-	-	-	-	-	-	-	-	-	-	-	-	-
280	Sub-Recipient / Subgrant	-	-	-	-	-	-	-	-	-	-	-	-	-	-	-
290	Miscellaneous:		-	-	-	-	-	-	-	-	-	-	-	-	-	-
	<b>TOTAL OPERATIONS:</b>	280,645	-	-	280,645	180,560	100,085	280,645	-	-	280,645	145,263	33,831	246,814	280,645	-
<b>UTILITIES</b>																
361	Power:	-	-	-	-	-	-	-	-	-	-	-	-	-	-	-
362	Water / Sewer:	-	-	-	-	-	-	-	-	-	-	-	-	-	-	-
363	Telephone / Toll:	8,000	-	-	8,000	6,942	1,058	8,000	-	-	8,000	8,000	1,149	6,851	8,000	-
	<b>TOTAL UTILITIES:</b>	8,000	-	-	8,000	6,942	1,058	8,000	-	-	8,000	8,000	1,149	6,851	8,000	-
450	<b>CAPITAL OUTLAY</b>	-	-	-	-	-	-	-	-	-	-	-	-	-	-	-
701	<b>INDIRECT COST</b>	-	-	-	-	-	-	-	-	-	-	-	-	-	-	-
	<b>GRAND TOTAL:</b>	288,645	-	-	288,645	187,502	101,143	288,645	-	-	288,645	153,263	34,980	253,665	288,645	-

FULL TIME EQUIVALENCIES (FTE's)	As of September 30, 2025			
	Unclassified	Classified	Contract	Other (LTA)
Filled / Warm Bodies	0	0	0	0
Vacant (Funded)	0	0	0	0
<b>TOTAL FTE's</b>	0	0	0	0

	As of December 31, 2025			
	Unclassified	Classified	Contract	Other (LTA)
	0	0	0	0
	0	0	0	0
	0	0	0	0

<sup>1/</sup> a) Indicate on a separate sheet each amount expended for: 1) prior year obligation(s); 2) emergency authorization(s); and 3) promised compensation/acting or detail pay.  
b) Information from GFMS was used to determine the amounts reflected.

OFB/Departmental Funding/Expenditure Fact Sheet  
(GUAM HIGHWAY FUND)

Department/Agency: DEPARTMENT OF PUBLIC WORKS  
Division/Program: BUS OPERATIONS DIVISION  
GFMS Account No: [REDACTED]

GFMS Account Code	Appropriation Classification	As of September 30, 2025						As of December 31, 2025								
		FY 2025						FY 2026								
		A	B	C	D	E	F	G	H	I	J	K	L	M	N	O
		FY 2025 Appropriations	FY2024 Authorized Lapse Carried Over/ Continued into FY2025	FY 2025 Governor's Transfer +/-	Total FY 2025 Spending Authorized (A + B + C)	FY 2025 Y-T-D Expenditures/ Encumbrances +/-	FY 2025 Available Projected Balance (D - E)	FY 2026 Appropriations	FY2025 Authorized Lapse Carried Over/ Continued into FY2026	FY 2026 Governor's Transfer +/-	Total FY 2026 Spending Authorized (G + H + I)	FY 2026 Y-T-D Allotment	FY 2026 Y-T-D Expenditures/ Encumbrances +/-	FY 2026 Projected Expenditures	FY 2026 Total Expenditures/ Encumbrances (L + M)	FY 2026 Available Projected Balance (J - N)
<b>PERSONNEL SERVICES</b>																
111	Regular Salaries / Increments:	-	-	-	-	-	-	-	-	-	-	-	-	-	-	-
112	Overtime / Special Pay:	-	-	-	-	-	-	-	-	-	-	-	-	-	-	-
113	Benefits:	-	-	-	-	-	-	-	-	-	-	-	-	-	-	-
	<b>TOTAL PERSONNEL SERVICES:</b>	-	-	-	-	-	-	-	-	-	-	-	-	-	-	-
<b>OPERATIONS</b>																
220	Travel-Off-Island / Local Mileage Reimbursements:	-	-	-	-	-	-	-	-	-	-	-	-	-	-	-
230	Contractual Services:	-	-	-	-	-	-	-	-	-	-	-	-	-	-	-
233	Office Space Rental:	-	-	-	-	-	-	-	-	-	-	-	-	-	-	-
240	Supplies & Materials:	-	-	-	-	-	-	-	-	-	-	-	-	-	-	-
250	Equipment:	-	-	-	-	-	-	-	-	-	-	-	-	-	-	-
271	Drug Testing Charges:	-	-	-	-	-	-	-	-	-	-	-	-	-	-	-
280	Sub-Recipient / Subgrant:	-	-	-	-	-	-	-	-	-	-	-	-	-	-	-
290	Miscellaneous:	-	-	-	-	-	-	-	-	-	-	-	-	-	-	-
	<b>TOTAL OPERATIONS:</b>	-	-	-	-	-	-	-	-	-	-	-	-	-	-	-
<b>UTILITIES</b>																
361	Power:	-	-	-	-	-	-	-	-	-	-	-	-	-	-	-
362	Water / Sewer:	-	-	-	-	-	-	-	-	-	-	-	-	-	-	-
363	Telephone / Toll:	-	-	-	-	-	-	-	-	-	-	-	-	-	-	-
	<b>TOTAL UTILITIES:</b>	-	-	-	-	-	-	-	-	-	-	-	-	-	-	-
450	<b>CAPITAL OUTLAY</b>	-	-	-	-	-	-	-	-	-	-	-	-	-	-	-
701	<b>INDIRECT COST</b>	-	-	-	-	-	-	-	-	-	-	-	-	-	-	-
	<b>GRAND TOTAL:</b>	-	-	-	-	-	-	-	-	-	-	-	-	-	-	-

FULL TIME EQUIVALENCIES (FTE's)	As of September 30, 2025			
	Unclassified	Classified	Contract	Other (LTA)
Filled / Warm Bodies	0	0	0	0
Vacant (Funded)	0	0	0	0
<b>TOTAL FTE's</b>	<b>0</b>	<b>0</b>	<b>0</b>	<b>0</b>

FULL TIME EQUIVALENCIES (FTE's)	As of December 31, 2025			
	Unclassified	Classified	Contract	Other (LTA)
Filled / Warm Bodies	0	0	0	0
Vacant (Funded)	0	0	0	0
<b>TOTAL FTE's</b>	<b>0</b>	<b>0</b>	<b>0</b>	<b>0</b>

a) Indicate on a separate sheet each amount expended for: 1) prior year obligation(s); 2) emergency authorization(s); and 3) promised compensation/acting or detail pay.  
b) Information from GFMS was used to determine the amounts reflected.

OFB/Departmental Funding/Expenditure Fact Sheet  
(GUAM HIGHWAY FUND)

Department/Agency: DEPARTMENT OF PUBLIC WORKS  
Division/Program: BUILDING CONSTRUCTION & FACILITIES MAINTENANCE DIVISION  
GFMS Account No: [REDACTED]

GFMS Account Code	Appropriation Classification	As of September 30, 2025						As of December 31, 2025								
		FY 2025						FY 2026								
		A	B	C	D	E	F	G	H	I	J	K	L	M	N	O
		FY 2025 Appropriations	FY2024 Authorized Lapse Carried Over/ Continued into FY2025	FY 2025 Governor's Transfer +/-	Total FY 2025 Spending Authorized (A + B + C)	FY 2025 Y-T-D Expenditures/ Encumbrances +/-	FY 2025 Available Projected Balance (D - E)	FY 2026 Appropriations	FY2025 Authorized Lapse Carried Over/ Continued into FY2026	FY 2026 Governor's Transfer +/-	Total FY 2026 Spending Authorized (G + H + I)	FY 2026 Y-T-D Allotment	FY 2026 Y-T-D Expenditures/ Encumbrances +/-	FY 2026 Projected Expenditures	FY 2026 Total Expenditures/ Encumbrances (I + M)	FY 2026 Available Projected Balance (J + N)
<b>PERSONNEL SERVICES</b>																
111	Regular Salaries / Increments	566,672	-	-	566,672	242,698	323,974	627,303	-	-	627,303	533,208	75,482	551,822	627,303	-
112	Overtime / Special Pay	11,682	-	-	11,682	3,691	7,991	8,430	-	-	8,430	4,216	212	8,218	8,430	-
113	Benefits	285,592	-	-	285,592	108,977	176,615	324,342	-	-	324,342	275,691	36,457	287,885	324,342	-
	<b>TOTAL PERSONNEL SERVICES:</b>	<b>863,946</b>	<b>-</b>	<b>-</b>	<b>863,946</b>	<b>355,366</b>	<b>508,580</b>	<b>960,075</b>	<b>-</b>	<b>-</b>	<b>960,075</b>	<b>813,114</b>	<b>112,150</b>	<b>847,925</b>	<b>960,075</b>	<b>-</b>
<b>OPERATIONS</b>																
220	Travel-Off-Island / Local Mileage Reimbursements	-	-	-	-	-	-	-	-	-	-	-	-	-	-	-
230	Contractual Services	38,605	-	-	38,605	25,423	13,182	38,605	-	-	38,605	32,814	5,206	33,399	38,605	-
233	Office Space Rental	-	-	-	-	-	-	-	-	-	-	-	-	-	-	-
240	Supplies & Materials	44,000	-	-	44,000	34,270	9,730	44,000	-	-	44,000	37,400	21,000	23,000	44,000	-
250	Equipment	8,000	-	-	8,000	4,450	3,550	8,000	-	-	8,000	1	-	8,000	8,000	-
271	Drug Testing Charges	-	-	-	-	-	-	-	-	-	-	-	-	-	-	-
280	Sub-Recipient / Subgrant	-	-	-	-	-	-	-	-	-	-	-	-	-	-	-
290	Miscellaneous	-	-	-	-	-	-	-	-	-	-	-	-	-	-	-
	<b>TOTAL OPERATIONS:</b>	<b>90,605</b>	<b>-</b>	<b>-</b>	<b>90,605</b>	<b>64,143</b>	<b>26,462</b>	<b>90,605</b>	<b>-</b>	<b>-</b>	<b>90,605</b>	<b>70,215</b>	<b>26,206</b>	<b>64,399</b>	<b>90,605</b>	<b>-</b>
<b>UTILITIES</b>																
361	Power	-	-	-	-	-	-	-	-	-	-	-	-	-	-	-
362	Water / Sewer	-	-	-	-	-	-	-	-	-	-	-	-	-	-	-
363	Telephone / Toll	1,500	-	-	1,500	775	725	1,500	-	-	1,500	1,275	194	1,306	1,500	-
	<b>TOTAL UTILITIES:</b>	<b>1,500</b>	<b>-</b>	<b>-</b>	<b>1,500</b>	<b>775</b>	<b>725</b>	<b>1,500</b>	<b>-</b>	<b>-</b>	<b>1,500</b>	<b>1,275</b>	<b>194</b>	<b>1,306</b>	<b>1,500</b>	<b>-</b>
450	<b>CAPITAL OUTLAY</b>	-	-	-	-	-	-	-	-	-	-	-	-	-	-	-
701	<b>INDIRECT COST</b>	-	-	-	-	-	-	-	-	-	-	-	-	-	-	-
	<b>GRAND TOTAL:</b>	<b>956,051</b>	<b>-</b>	<b>-</b>	<b>956,051</b>	<b>420,284</b>	<b>535,767</b>	<b>1,052,180</b>	<b>-</b>	<b>-</b>	<b>1,052,180</b>	<b>884,604</b>	<b>138,550</b>	<b>913,630</b>	<b>1,052,180</b>	<b>-</b>

FULL TIME EQUIVALENCIES (FTE's)	As of September 30, 2025			
	Unclassified	Classified	Contract	Other (I.T.A)
Filled / Warm Bodies	0	7	0	0
Vacant (Funded)	0	9	0	0
<b>TOTAL FTE's</b>	<b>0</b>	<b>16</b>	<b>0</b>	<b>0</b>

FULL TIME EQUIVALENCIES (FTE's)	As of December 31, 2025			
	Unclassified	Classified	Contract	Other (I.T.A)
Filled / Warm Bodies	0	8	0	0
Vacant (Funded)	0	8	0	0
<b>TOTAL FTE's</b>	<b>0</b>	<b>16</b>	<b>0</b>	<b>0</b>

a) Indicate on a separate sheet each amount expended for: 1) prior year obligation(s); 2) emergency authorizations(s); and 3) promised compensation/acting or detail pay.  
b) Information from GFMS was used to determine the amounts reflected.

OFB/Departmental Funding/Expenditure Fact Sheet  
(GUAM HIGHWAY FUND)

Department/Agency: DEPARTMENT OF PUBLIC WORKS  
Division/Program: HIGHWAY MAINTENANCE & CONSTRUCTION DIVISION  
GFMS Account No. [REDACTED]

GFMS Account Code	Appropriation Classification	As of September 30, 2025						As of December 31, 2025								
		FY 2025						FY 2026								
		A	B	C	D	E	F	G	H	I	J	K	L	M	N	O
		FY 2025 Appropriations	FY2024 Authorized Lapse Carried Over/ Continued into FY2025	FY 2025 Governor's Transfer +/-	Total FY 2025 Spending Authorized (A + B + C)	FY 2025 Y-T-D Expenditures/ Encumbrances +/-	FY 2025 Available Projected Balance (D - E)	FY 2026 Appropriations	FY2025 Authorized Lapse Carried Over/ Continued into FY2026	FY 2026 Governor's Transfer +/-	Total FY 2026 Spending Authorized (G + H + I)	FY 2026 Y-T-D Allotment	FY 2026 Y-T-D Expenditures/ Encumbrances +/-	FY 2026 Projected Expenditures	FY 2026 Total Expenditures/ Encumbrances (L + M)	FY 2026 Available Projected Balance (J - N)
<b>PERSONNEL SERVICES</b>																
111	Regular Salaries / Increments:	2,243,422	-	-	2,243,422	1,758,742	484,680	2,346,997	-	-	2,346,997	541,615	464,608	1,882,389	2,346,997	-
112	Overtime / Special Pay:	77,339	-	-	77,339	61,553	15,786	11,925	-	-	11,925	2,981	11,662	263	11,925	-
113	Benefits:	1,338,563	-	-	1,338,563	853,258	485,305	1,335,375	-	-	1,335,375	308,163	237,930	1,097,445	1,335,375	-
	<b>TOTAL PERSONNEL SERVICES:</b>	<b>3,659,324</b>	<b>-</b>	<b>-</b>	<b>3,659,324</b>	<b>2,673,553</b>	<b>985,771</b>	<b>3,694,297</b>	<b>-</b>	<b>-</b>	<b>3,694,297</b>	<b>852,759</b>	<b>714,200</b>	<b>2,980,097</b>	<b>3,694,297</b>	<b>-</b>
<b>OPERATIONS</b>																
220	Travel-Off-Island / Local Mileage Reimbursements	-	-	-	-	-	-	-	-	-	-	-	-	-	-	-
230	Contractual Services:	221,325	-	-	221,325	127,741	93,584	231,662	-	-	231,662	196,913	79,014	152,648	231,662	-
233	Office Space Rental	-	-	-	-	-	-	-	-	-	-	-	-	-	-	-
240	Supplies & Materials:	36,000	-	-	36,000	26,649	9,351	4,000	-	-	4,000	2,000	-	4,000	4,000	-
250	Equipment:	22,300	-	-	22,300	14,656	7,644	5,000	-	-	5,000	5,000	-	5,000	5,000	-
271	Drug Testing Charges:	2,500	-	-	2,500	-	2,500	-	-	-	-	-	-	-	-	-
280	Sub-Recipient / Subgrant:	-	-	-	-	-	-	-	-	-	-	-	-	-	-	-
290	Miscellaneous:	-	-	-	-	-	-	-	-	-	-	-	-	-	-	-
	<b>TOTAL OPERATIONS:</b>	<b>282,125</b>	<b>-</b>	<b>-</b>	<b>282,125</b>	<b>169,047</b>	<b>113,079</b>	<b>240,662</b>	<b>-</b>	<b>-</b>	<b>240,662</b>	<b>203,913</b>	<b>79,014</b>	<b>161,648</b>	<b>240,662</b>	<b>-</b>
<b>UTILITIES</b>																
361	Power:	50,126	-	-	50,126	49,053	1,073	240,000	-	-	240,000	204,000	7,141	232,859	240,000	-
362	Water / Sewer:	20,000	-	-	20,000	907	19,093	25,000	-	-	25,000	21,250	-	25,000	25,000	-
363	Telephone / Toll:	30,000	-	-	30,000	4,537	25,463	30,000	-	-	30,000	25,500	739	29,261	30,000	-
	<b>TOTAL UTILITIES:</b>	<b>100,126</b>	<b>-</b>	<b>-</b>	<b>100,126</b>	<b>54,496</b>	<b>45,630</b>	<b>295,000</b>	<b>-</b>	<b>-</b>	<b>295,000</b>	<b>250,750</b>	<b>7,880</b>	<b>287,120</b>	<b>295,000</b>	<b>-</b>
450	<b>CAPITAL OUTLAY</b>	-	-	-	-	-	-	-	-	-	-	-	-	-	-	-
701	<b>INDIRECT COST</b>	-	-	-	-	-	-	-	-	-	-	-	-	-	-	-
	<b>GRAND TOTAL:</b>	<b>4,041,575</b>	<b>-</b>	<b>-</b>	<b>4,041,575</b>	<b>2,897,096</b>	<b>1,144,479</b>	<b>4,229,959</b>	<b>-</b>	<b>-</b>	<b>4,229,959</b>	<b>1,307,422</b>	<b>801,094</b>	<b>3,428,865</b>	<b>4,229,959</b>	<b>-</b>

FULL TIME EQUIVALENCIES (FTE's)	As of September 30, 2025			
	Unclassified	Classified	Contract	Other (I,TA)
Filled / Warm Bodies	0	45	0	4
Vacant (Funded)	0	8	0	3
<b>TOTAL FTE's</b>	<b>0</b>	<b>53</b>	<b>0</b>	<b>7</b>

	As of December 31, 2025			
	Unclassified	Classified	Contract	Other (I,TA)
	0	44	0	2
	0	21	0	2
	<b>0</b>	<b>65</b>	<b>0</b>	<b>4</b>

a) Indicate on a separate sheet each amount expended for: 1) prior year obligation(s); 2) emergency authorization(s); and 3) promised compensation/acting or detail pay.  
b) Information from GFMS was used to determine the amounts reflected.

OFB/Departmental Funding/Expenditure Fact Sheet  
(GUAM HIGHWAY FUND)

Department/Agency: DEPARTMENT OF PUBLIC WORKS  
Division/Program: HMC - VILLAGE STREETS/ROADS RESURFACING/REPAIR  
GFMS Account No: [REDACTED]

GFMS Account Code	Appropriation Classification	As of September 30, 2025						As of December 31, 2025								
		FY 2025						FY 2026								
		A	B	C	D	E	F	G	H	I	J	K	L	M	N	O
		FY 2025 Appropriations	FY2024 Authorized Lapse Carried Over/ Continued into FY2025	FY 2025 Governor's Transfer %/	Total FY 2025 Spending Authorized (A + B + C)	FY 2025 Y-T-D Expenditures/ Encumbrances %/	FY 2025 Available Projected Balance (D - E)	FY 2026 Appropriations	FY2025 Authorized Lapse Carried Over/ Continued into FY2026	FY 2026 Governor's Transfer %/	Total FY 2026 Spending Authorized (G + H + I)	FY 2026 Y-T-D Allotment	FY 2026 Y-T-D Expenditures/ Encumbrances %/	FY 2026 Projected Expenditures	FY 2026 Total Expenditures/ Encumbrances (I + M)	FY 2026 Available Projected Balance (J - N)
<b>PERSONNEL SERVICES</b>																
111	Regular Salaries / Increments.	200,000	-	-	200,000	151,845	48,156	203,331	-	-	203,331	50,832	10,900	192,431	203,331	-
112	Overtime / Special Pay:	149,963	-	-	149,963	68,763	81,200	93,689	-	-	93,689	23,423	65,991	27,698	93,689	-
113	Benefits:	248,505	-	-	248,505	103,945	144,560	91,846	-	-	91,846	22,962	22,413	69,433	91,846	-
	<b>TOTAL PERSONNEL SERVICES:</b>	<b>598,468</b>	<b>-</b>	<b>-</b>	<b>598,468</b>	<b>324,553</b>	<b>273,915</b>	<b>388,866</b>	<b>-</b>	<b>-</b>	<b>388,866</b>	<b>97,217</b>	<b>99,305</b>	<b>289,561</b>	<b>388,866</b>	<b>-</b>
<b>OPERATIONS</b>																
220	Travel-Off-Island / Local Mileage Reimbursements	-	-	-	-	-	-	-	-	-	-	-	-	-	-	-
230	Contractual Services	1,329,837	-	-	1,329,837	590,052	739,785	1,508,634	-	-	1,508,634	1,282,339	-	1,508,634	1,508,634	-
233	Office Space Rental:	-	-	-	-	-	-	-	-	-	-	-	-	-	-	-
240	Supplies & Materials	71,695	-	-	71,695	54,920	16,775	50,000	-	-	50,000	22,500	23,608	26,392	50,000	-
250	Equipment:	-	-	-	-	-	-	50,000	-	-	50,000	30,000	-	50,000	50,000	-
271	Drug Testing Charges:	-	-	-	-	-	-	2,500	-	-	2,500	2,125	-	2,500	2,500	-
280	Sub-Recipient / Subgrant:	-	-	-	-	-	-	-	-	-	-	-	-	-	-	-
290	Miscellaneous:	-	-	-	-	-	-	-	-	-	-	-	-	-	-	-
	<b>TOTAL OPERATIONS:</b>	<b>1,401,532</b>	<b>-</b>	<b>-</b>	<b>1,401,532</b>	<b>644,973</b>	<b>756,559</b>	<b>1,611,134</b>	<b>-</b>	<b>-</b>	<b>1,611,134</b>	<b>1,336,964</b>	<b>23,608</b>	<b>1,587,526</b>	<b>1,611,134</b>	<b>-</b>
<b>UTILITIES</b>																
361	Power:	-	-	-	-	-	-	-	-	-	-	-	-	-	-	-
362	Water / Sewer:	-	-	-	-	-	-	-	-	-	-	-	-	-	-	-
363	Telephone / Toll:	-	-	-	-	-	-	-	-	-	-	-	-	-	-	-
	<b>TOTAL UTILITIES:</b>	<b>-</b>	<b>-</b>	<b>-</b>	<b>-</b>	<b>-</b>	<b>-</b>	<b>-</b>	<b>-</b>	<b>-</b>	<b>-</b>	<b>-</b>	<b>-</b>	<b>-</b>	<b>-</b>	<b>-</b>
450	<b>CAPITAL OUTLAY</b>	-	-	-	-	-	-	-	-	-	-	-	-	-	-	-
701	<b>INDIRECT COST</b>	-	-	-	-	-	-	-	-	-	-	-	-	-	-	-
	<b>GRAND TOTAL:</b>	<b>2,000,000</b>	<b>-</b>	<b>-</b>	<b>2,000,000</b>	<b>969,526</b>	<b>1,030,474</b>	<b>2,000,000</b>	<b>-</b>	<b>-</b>	<b>2,000,000</b>	<b>1,434,181</b>	<b>122,913</b>	<b>1,877,087</b>	<b>2,000,000</b>	<b>-</b>

FULL TIME EQUIVALENCIES (FTE's)	As of September 30, 2025			
	Unclassified	Classified	Contract	Other (LTA)
Filled / Warm Bodies	0	0	0	0
Vacant (Funded)	0	0	0	0
<b>TOTAL FTE's</b>	<b>0</b>	<b>0</b>	<b>0</b>	<b>0</b>

	As of December 31, 2025			
	Unclassified	Classified	Contract	Other (LTA)
	0	0	0	0
	0	0	0	0
	0	0	0	0

a) Indicate on a separate sheet each amount expended for: 1) prior year obligation(s); 2) emergency authorizations(s); and 3) promised compensation/acting or detail pay.  
b) Information from GFMS was used to determine the amounts reflected.

OFB/Departmental Funding/Expenditure Fact Sheet  
(GUAM HIGHWAY FUND)

Department/Agency: DEPARTMENT OF PUBLIC WORKS  
Division/Program: HIGHWAYS/HMC - BIKE LN/ VILLAGE RESURFACING/REPAIR  
GFMS Account No: [REDACTED]

GFMS Account Code	Appropriation Classification	As of September 30, 2025						As of December 31, 2025								
		FY 2025						FY 2026								
		A	B	C	D	E	F	G	H	I	J	K	L	M	N	O
		FY 2025 Appropriations	FY2024 Authorized Lapse Carried Over/ Continued into FY2025	FY 2025 Governor's Transfer +/-	Total FY 2025 Spending Authorized (A + B + C)	FY 2025 Y-T-D Expenditures/ Encumbrances +/-	FY 2025 Available Projected Balance (D - E)	FY 2026 Appropriations	FY2025 Authorized Lapse Carried Over/ Continued into FY2026	FY 2026 Governor's Transfer +/-	Total FY 2026 Spending Authorized (G + H + I)	FY 2026 Y-T-D Allotment	FY 2026 Y-T-D Expenditures/ Encumbrances +/-	FY 2026 Projected Expenditures	FY 2026 Total Expenditures/ Encumbrances (L + M)	FY 2026 Available Projected Balance (J - N)
	<b>PERSONNEL SERVICES</b>															
111	Regular Salaries / Increments	-	-	-	-	-	-	-	-	-	-	-	-	-	-	-
112	Overtime / Special Pay	-	-	-	-	-	-	-	-	-	-	-	-	-	-	-
113	Benefits	-	-	-	-	-	-	-	-	-	-	-	-	-	-	-
	<b>TOTAL PERSONNEL SERVICES:</b>	-	-	-	-	-	-	-	-	-	-	-	-	-	-	-
	<b>OPERATIONS</b>															
220	Travel-Off-Island / Local Mileage Reimbursements	-	-	-	-	-	-	-	-	-	-	-	-	-	-	-
230	Contractual Services	1,193,500	-	-	1,193,500	958,466	235,034	1,400,000	-	-	1,400,000	1,190,000	-	1,400,000	1,400,000	-
233	Office Space Rental	-	-	-	-	-	-	-	-	-	-	-	-	-	-	-
240	Supplies & Materials	106,500	-	-	106,500	37,523	68,977	50,000	-	-	50,000	22,500	-	50,000	50,000	-
250	Equipment	-	-	-	-	-	-	50,000	-	-	50,000	50,000	-	50,000	50,000	-
271	Drug Testing Charges	-	-	-	-	-	-	-	-	-	-	-	-	-	-	-
280	Sub-Recipient / Subgrant	-	-	-	-	-	-	-	-	-	-	-	-	-	-	-
290	Miscellaneous	-	-	-	-	-	-	-	-	-	-	-	-	-	-	-
	<b>TOTAL OPERATIONS:</b>	1,300,000	-	-	1,300,000	995,989	304,011	1,500,000	-	-	1,500,000	1,262,500	-	1,500,000	1,500,000	-
	<b>UTILITIES</b>															
361	Power	200,000	-	-	200,000	124,283	75,717	-	-	-	-	-	-	-	-	-
362	Water / Sewer	-	-	-	-	-	-	-	-	-	-	-	-	-	-	-
363	Telephone / Toll	-	-	-	-	-	-	-	-	-	-	-	-	-	-	-
	<b>TOTAL UTILITIES:</b>	200,000	-	-	200,000	124,283	75,717	-	-	-	-	-	-	-	-	-
450	<b>CAPITAL OUTLAY</b>	-	-	-	-	-	-	-	-	-	-	-	-	-	-	-
701	<b>INDIRECT COST</b>	-	-	-	-	-	-	-	-	-	-	-	-	-	-	-
	<b>GRAND TOTAL:</b>	1,500,000	-	-	1,500,000	1,120,272	379,728	1,500,000	-	-	1,500,000	1,262,500	-	1,500,000	1,500,000	-

FULL TIME EQUIVALENCIES (FTE's)	As of September 30, 2025			
	Unclassified	Classified	Contract	Other (LTA)
Filled / Warm Bodies	0	0	0	0
Vacant (Funded)	0	0	0	0
<b>TOTAL FTE's</b>	0	0	0	0

FULL TIME EQUIVALENCIES (FTE's)	As of December 31, 2025			
	Unclassified	Classified	Contract	Other (LTA)
Filled / Warm Bodies	0	0	0	0
Vacant (Funded)	0	0	0	0
<b>TOTAL FTE's</b>	0	0	0	0

a) Indicate on a separate sheet each amount expended for: 1) prior year obligation(s); 2) emergency authorization(s); and 3) promised compensation/acting or detail pay.  
b) Information from GFMS was used to determine the amounts reflected.

OFB/Departmental Funding/Expenditure Fact Sheet  
(TERRITORIAL EDUCATIONAL FACILITIES FUND)

Department/Agency: DEPARTMENT OF PUBLIC WORKS  
 Division/Program: BUS Operations - TERRITORIAL EDUCATIONAL FACILITIES FUND (TEFF)  
 GFMIS Account No.: [REDACTED]  
 GFMIS Account No.: [REDACTED]

GFMIS Account Code	Appropriation Classification	As of September 30, 2025						As of December 31, 2025								
		FY 2025						FY 2026								
		A	B	C	D	E	F	G	H	I	J	K	L	M	N	O
	FY 2025 Appropriations	FY2024 Authorized Lapse Carried Over/ Continued into FY2025	FY 2025 Governor's Transfer +/-	Total FY 2025 Spending Authorized (A + B + C)	FY 2025 Y-T-D Expenditures/ Encumbrances +/-	FY 2025 Available Projected Balance (D - E)	FY 2026 Appropriations	FY2025 Authorized Lapse Carried Over/ Continued into FY2026	FY 2026 Governor's Transfer +/-	Total FY 2026 Spending Authorized (G + H + I)	FY 2026 Y-T-D Allotment	FY 2026 Y-T-D Expenditures/ Encumbrances +/-	FY 2026 Projected Expenditures	FY 2026 Total Expenditures/ Encumbrances (L + M)	FY 2026 Available Projected Balance (J - N)	
<b>PERSONNEL SERVICES</b>																
111	Regular Salaries / Increments	4,583,525	-	-	4,583,525	4,106,965	476,560	4,301,470	-	-	4,301,470	1,058,359	1,001,711	3,299,759	4,301,470	-
112	Overtime / Special Pay	725,000	-	-	725,000	614,032	110,968	440,115	-	-	440,115	250,029	99,724	340,391	440,115	-
113	Benefits	2,183,800	-	-	2,183,800	2,183,814	(14)	2,630,017	-	-	2,630,017	639,895	557,228	2,072,789	2,630,017	-
	<b>TOTAL PERSONNEL SERVICES:</b>	<b>7,492,325</b>	<b>-</b>	<b>-</b>	<b>7,492,325</b>	<b>6,904,810</b>	<b>587,515</b>	<b>7,371,602</b>	<b>-</b>	<b>-</b>	<b>7,371,602</b>	<b>1,948,283</b>	<b>1,658,663</b>	<b>5,712,939</b>	<b>7,371,602</b>	<b>-</b>
<b>OPERATIONS</b>																
220	Travel-Off-Island / Local Mileage Reimbursements	-	-	-	-	-	-	-	-	-	-	-	-	-	-	-
230	Contractual Services	80,000	-	-	80,000	38,377	41,623	49,500	-	-	49,500	42,075	12,063	37,437	49,500	-
233	Office Space Rental	-	-	-	-	-	-	-	-	-	-	-	-	-	-	-
240	Supplies & Materials	292,224	-	-	292,224	200	292,024	427,706	-	-	427,706	200,000	-	427,706	427,706	-
250	Equipment	-	-	-	-	-	-	-	-	-	-	-	-	-	-	-
271	Drug Testing Charges	-	-	-	-	-	-	-	-	-	-	-	-	-	-	-
280	Sub-Recipient / Subgrant	-	-	-	-	-	-	-	-	-	-	-	-	-	-	-
290	Miscellaneous	-	-	-	-	-	-	-	-	-	-	-	-	-	-	-
	<b>TOTAL OPERATIONS:</b>	<b>372,224</b>	<b>-</b>	<b>-</b>	<b>372,224</b>	<b>38,577</b>	<b>333,647</b>	<b>477,206</b>	<b>-</b>	<b>-</b>	<b>477,206</b>	<b>242,075</b>	<b>12,063</b>	<b>465,143</b>	<b>477,206</b>	<b>-</b>
<b>UTILITIES</b>																
361	Power	-	-	-	-	-	-	50,000	-	-	50,000	42,500	-	50,000	50,000	-
362	Water / Sewer	-	-	-	-	-	-	-	-	-	-	-	-	-	-	-
363	Telephone / Toll	10,000	-	-	10,000	7,875	2,125	8,750	-	-	8,750	8,000	2,000	6,750	8,750	-
	<b>TOTAL UTILITIES:</b>	<b>10,000</b>	<b>-</b>	<b>-</b>	<b>10,000</b>	<b>7,875</b>	<b>2,125</b>	<b>58,750</b>	<b>-</b>	<b>-</b>	<b>58,750</b>	<b>50,500</b>	<b>2,000</b>	<b>56,750</b>	<b>58,750</b>	<b>-</b>
450	<b>CAPITAL OUTLAY</b>	-	-	-	-	-	-	-	-	-	-	-	-	-	-	-
701	<b>INDIRECT COST</b>	-	-	-	-	-	-	-	-	-	-	-	-	-	-	-
	<b>GRAND TOTAL:</b>	<b>7,874,549</b>	<b>-</b>	<b>-</b>	<b>7,874,549</b>	<b>6,951,263</b>	<b>923,286</b>	<b>7,907,558</b>	<b>-</b>	<b>-</b>	<b>7,907,558</b>	<b>2,240,858</b>	<b>1,672,726</b>	<b>6,234,832</b>	<b>7,907,558</b>	<b>-</b>

FULL TIME EQUIVALENCIES (FTE's)	As of September 30, 2025			
	Unclassified	Classified	Contract	Other (LTA)
Filled / Warm Bodies	0	91	0	0
Vacant (Funded)	0	17	0	0
<b>TOTAL FTE's</b>	<b>0</b>	<b>108</b>	<b>0</b>	<b>0</b>

FULL TIME EQUIVALENCIES (FTE's)	As of December 31, 2025			
	Unclassified	Classified	Contract	Other (LTA)
Filled / Warm Bodies	0	91	0	0
Vacant (Funded)	0	20	0	0
<b>TOTAL FTE's</b>	<b>0</b>	<b>111</b>	<b>0</b>	<b>0</b>

a) Indicate on a separate sheet each amount expended for: 1) prior year obligation(s); 2) emergency authorization(s); and 3) promised compensation/acting or detail pay.  
 b) Information from GFMIS was used to determine the amounts reflected.

OFB/Departmental Funding/Expenditure Fact Sheet  
UNFUNDED LIABILITY FUND

Department/Agency: DEPARTMENT OF PUBLIC WORKS  
Division/Program: Miscellaneous - Unfunded Liability Fund  
GFMS Account No: [REDACTED]

GFMS Account Code	Appropriation Classification	As of September 30, 2025						As of December 31, 2025								
		FY 2025						FY 2026								
		A	B	C	D	E	F	G	H	I	J	K	L	M	N	O
		FY 2025 Appropriations	FY2024 Authorized Lapse Carried Over/ Continued into FY2025	FY 2025 Governor's Transfer +/-	Total FY 2025 Spending Authorized (A + B + C)	FY 2025 Y-T-D Expenditures/ Encumbrances +/-	FY 2025 Available Projected Balance (D - E)	FY 2026 Appropriations	FY2025 Authorized Lapse Carried Over/ Continued into FY2026	FY 2026 Governor's Transfer +/-	Total FY 2026 Spending Authorized (G + H + I)	FY 2026 Y-T-D Allotment	FY 2026 Y-T-D Expenditures/ Encumbrances +/-	FY 2026 Projected Expenditures	FY 2026 Total Expenditures/ Encumbrances (L + M)	FY 2026 Available Projected Balance (J - N)
	<b>PERSONNEL SERVICES</b>															
111	Regular Salaries / Increments:	-	-	-	-	-	-	-	-	-	-	-	-	-	-	-
112	Overtime / Special Pay:	-	-	-	-	-	-	-	-	-	-	-	-	-	-	-
113	Benefits:	-	-	-	-	-	-	-	-	-	-	-	-	-	-	-
	<b>TOTAL PERSONNEL SERVICES:</b>	-	-	-	-	-	-	-	-	-	-	-	-	-	-	-
	<b>OPERATIONS</b>															
220	Travel-Off-Island / Local Mileage Reimbursements:	-	-	-	-	-	-	-	-	-	-	-	-	-	-	-
230	Contractual Services:	-	-	-	-	-	-	-	-	-	-	-	-	-	-	-
233	Office Space Rental:	-	-	-	-	-	-	-	-	-	-	-	-	-	-	-
240	Supplies & Materials:	-	-	-	-	-	-	-	-	-	-	-	-	-	-	-
250	Equipment:	-	-	-	-	-	-	-	-	-	-	-	-	-	-	-
271	Drug Testing Charges:	-	-	-	-	-	-	-	-	-	-	-	-	-	-	-
280	Sub-Recipient / Subgrant:	-	-	-	-	-	-	-	-	-	-	-	-	-	-	-
290	Miscellaneous:	-	-	-	-	1,257,008	(1,257,008)	-	-	-	-	-	-	-	-	-
	<b>TOTAL OPERATIONS:</b>	-	-	-	-	1,257,008	(1,257,008)	-	-	-	-	-	-	-	-	-
	<b>UTILITIES</b>															
361	Power:	-	-	-	-	-	-	-	-	-	-	-	-	-	-	-
362	Water / Sewer:	-	-	-	-	-	-	-	-	-	-	-	-	-	-	-
363	Telephone / Toll:	-	-	-	-	-	-	-	-	-	-	-	-	-	-	-
	<b>TOTAL UTILITIES:</b>	-	-	-	-	-	-	-	-	-	-	-	-	-	-	-
450	<b>CAPITAL OUTLAY</b>	-	-	-	-	-	-	-	-	-	-	-	-	-	-	-
701	<b>INDIRECT COST</b>	-	-	-	-	-	-	-	-	-	-	-	-	-	-	-
	<b>GRAND TOTAL:</b>	-	-	-	-	1,257,008	(1,257,008)	-	-	-	-	-	-	-	-	-

FULL TIME EQUIVALENCIES (FTE's)	As of September 30, 2025			
	Unclassified	Classified	Contract	Other (LTA)
Filled / Warm Bodies	0	0	0	0
Vacant (Funded)	0	0	0	0
<b>TOTAL FTE's</b>	0	0	0	0

	As of December 31, 2025			
	Unclassified	Classified	Contract	Other (LTA)
	0	0	0	0
	0	0	0	0
	0	0	0	0

1/ a) Indicate on a separate sheet each amount expended for: 1) prior year obligation(s); 2) emergency authorizations(s); and 3) promised compensation/acting or detail pay.  
b) Information from GFMS was used to determine the amounts reflected.

OFB/Departmental Funding/Expenditure Fact Sheet  
(DOE OPERATIONS FUND)

Department/Agency: DEPARTMENT OF PUBLIC WORKS  
Division/Program: CAPITAL OUTLAY-DOE OPERATIONS FUND  
Division/Program: FY2024-SSHS - Construction Management Services  
GFMS Account No: [REDACTED]

GFMS Account Code	Appropriation Classification	As of September 30, 2025						As of December 31, 2025								
		FY 2025						FY 2026								
		A	B	C	D	E	F	G	H	I	J	K	L	M	N	O
		FY 2025 Appropriations	FY2024 Authorized Lapse Carried Over/ Continued into FY2025	FY 2025 Governor's Transfer +/-	Total FY 2025 Spending Authorized (A + B + C)	FY 2025 Y-T-D Expenditures/ Encumbrances %	FY 2025 Available Projected Balance (D - E)	FY 2026 Appropriations	FY2025 Authorized Lapse Carried Over/ Continued into FY2026	FY 2026 Governor's Transfer +/-	Total FY 2026 Spending Authorized (G + H + I)	FY 2026 Y-T-D Allotment	FY 2026 Y-T-D Expenditures/ Encumbrances %	FY 2026 Projected Expenditures	FY 2026 Total Expenditures/ Encumbrances (L + M)	FY 2026 Available Projected Balance (J - N)
	<b>PERSONNEL SERVICES</b>															
111	Regular Salaries / Increments:	-	-	-	-	-	-	-	-	-	-	-	-	-	-	-
112	Overtime / Special Pay:	-	-	-	-	-	-	-	-	-	-	-	-	-	-	-
113	Benefits:	-	-	-	-	-	-	-	-	-	-	-	-	-	-	-
	<b>TOTAL PERSONNEL SERVICES:</b>	-	-	-	-	-	-	-	-	-	-	-	-	-	-	-
	<b>OPERATIONS</b>															
220	Travel-Off-Island / Local Mileage Reimbursements:	-	-	-	-	-	-	-	-	-	-	-	-	-	-	-
230	Contractual Services:	-	-	-	-	-	-	-	-	-	-	-	-	-	-	-
233	Office Space Rental:	-	-	-	-	-	-	-	-	-	-	-	-	-	-	-
240	Supplies & Materials:	-	-	-	-	-	-	-	-	-	-	-	-	-	-	-
250	Equipment:	-	-	-	-	-	-	-	-	-	-	-	-	-	-	-
271	Drug Testing Charges:	-	-	-	-	-	-	-	-	-	-	-	-	-	-	-
280	Sub-Recipient / Subgrant:	-	-	-	-	-	-	-	-	-	-	-	-	-	-	-
290	Miscellaneous:	-	-	-	-	-	-	-	-	-	-	-	-	-	-	-
	<b>TOTAL OPERATIONS:</b>	-	-	-	-	-	-	-	-	-	-	-	-	-	-	-
	<b>UTILITIES</b>															
361	Power:	-	-	-	-	-	-	-	-	-	-	-	-	-	-	-
362	Water / Sewer:	-	-	-	-	-	-	-	-	-	-	-	-	-	-	-
363	Telephone / Toll:	-	-	-	-	-	-	-	-	-	-	-	-	-	-	-
	<b>TOTAL UTILITIES:</b>	-	-	-	-	-	-	-	-	-	-	-	-	-	-	-
450	<b>CAPITAL OUTLAY</b>	1,439,530	-	-	1,439,530	1,439,530	-	6,510,525	-	-	6,510,525	6,510,525	6,981,882	(471,357)	6,510,525	-
701	<b>INDIRECT COST</b>	-	-	-	-	-	-	-	-	-	-	-	-	-	-	-
	<b>GRAND TOTAL:</b>	1,439,530	-	-	1,439,530	1,439,530	-	6,510,525	-	-	6,510,525	6,510,525	6,981,882	(471,357)	6,510,525	-

FULL-TIME EQUIVALENCIES (FTE's)	As of September 30, 2025			
	Unclassified	Classified	Contract	Other (LTA)
Filled / Warm Bodies	0	0	0	0
Vacant (Funded)	0	0	0	0
<b>TOTAL FTE's</b>	0	0	0	0

	As of December 31, 2025			
	Unclassified	Classified	Contract	Other (LTA)
	0	0	0	0
	0	0	0	0
	0	0	0	0

a) Indicate on a separate sheet each amount expended for: 1) prior year obligation(s); 2) emergency authorization(s); and 3) promised compensation/acting or detail pay.  
b) Information from GFMS was used to determine the amounts reflected.

OPB/Departmental Funding/Expenditure Fact Sheet  
(GENERAL FUND)

Department/Agency: DEPARTMENT OF PUBLIC WORKS  
Division/Program: 2% GF Reserve - DPW Road Resurface (as per PL 36-107)  
GFMS Account No: [REDACTED]

GFMS Account Code	Appropriation Classification	As of September 30, 2025						As of December 31, 2025								
		FY 2025						FY 2026								
		A	B	C	D	E	F	G	H	I	J	K	L	M	N	O
		FY 2025 Appropriations	FY2025 Authorized Lapse Carried Over/ Continued into FY2025	FY 2025 Governor's Transfer +/-	Total FY 2025 Spending Authorized (A + B + C)	FY 2025 Y-T-D Expenditures/ Encumbrances <sup>1/</sup>	FY 2025 Available Projected Balance (D - E)	FY 2026 Appropriations	FY2026 Authorized Lapse Carried Over/ Continued into FY2026	FY 2026 Governor's Transfer +/-	Total FY 2026 Spending Authorized (G + H + I)	FY 2026 Y-T-D Allotment	FY 2026 Y-T-D Expenditures/ Encumbrances <sup>1/</sup>	FY 2026 Projected Expenditures	FY 2026 Total Expenditures/ Encumbrances (L + M)	FY 2026 Available Projected Balance (J - N)
	<b>PERSONNEL SERVICES</b>															
111	Regular Salaries / Increments	-	-	-	-	-	-	-	-	-	-	-	-	-	-	-
112	Overtime / Special Pay	-	-	-	-	-	-	-	-	-	-	-	-	-	-	-
113	Benefits	-	-	-	-	-	-	-	-	-	-	-	-	-	-	-
	<b>TOTAL PERSONNEL SERVICES:</b>	-	-	-	-	-	-	-	-	-	-	-	-	-	-	-
	<b>OPERATIONS</b>															
220	Travel-Off-Island / Local Mileage Reimbursements	-	-	-	-	-	-	-	-	-	-	-	-	-	-	-
230	Contractual Services	323,164	-	-	323,164	5,399,214	(5,076,050)	-	-	-	-	-	-	-	-	-
233	Office Space Rental	-	-	-	-	-	-	-	-	-	-	-	-	-	-	-
240	Supplies & Materials	-	-	-	-	-	-	-	-	-	-	-	-	-	-	-
250	Equipment	-	-	-	-	-	-	-	-	-	-	-	-	-	-	-
271	Drug Testing Charges	-	-	-	-	-	-	-	-	-	-	-	-	-	-	-
280	Sub-Recipient / Subgrant	-	-	-	-	-	-	-	-	-	-	-	-	-	-	-
290	Miscellaneous	-	-	-	-	-	-	-	-	-	-	-	-	-	-	-
	<b>TOTAL OPERATIONS:</b>	323,164	-	-	323,164	5,399,214	(5,076,050)	-	-	-	-	-	-	-	-	-
	<b>UTILITIES</b>															
361	Power	-	-	-	-	-	-	-	-	-	-	-	-	-	-	-
362	Water / Sewer	-	-	-	-	-	-	-	-	-	-	-	-	-	-	-
363	Telephone / Toll	-	-	-	-	-	-	-	-	-	-	-	-	-	-	-
	<b>TOTAL UTILITIES:</b>	-	-	-	-	-	-	-	-	-	-	-	-	-	-	-
450	<b>CAPITAL OUTLAY</b>	-	-	-	-	-	-	-	-	-	-	-	-	-	-	-
701	<b>INDIRECT COST</b>	-	-	-	-	-	-	-	-	-	-	-	-	-	-	-
	<b>GRAND TOTAL:</b>	323,164	-	-	323,164	5,399,214	(5,076,050)	-	-	-	-	-	-	-	-	-

FULL TIME EQUIVALENCIES (FTE's)	As of September 30, 2025			
	Unclassified	Classified	Contract	Other (LTA)
Filled / Warm Bodies	0	0	0	0
Vacant (Funded)	0	0	0	0
<b>TOTAL FTE's</b>	0	0	0	0

As of December 31, 2025			
Unclassified	Classified	Contract	Other (LTA)
0	0	0	0
0	0	0	0
0	0	0	0

<sup>1/</sup> a) Indicate on a separate sheet each amount expended for: 1) prior year obligation(s); 2) emergency authorizations(s); and 3) promised compensation/acting or detail pay.  
b) Information from GFMS was used to determine the amounts reflected.

OFB/Departmental Funding/Expenditure Fact Sheet  
(GUAM HIGHWAY FUND)  
OVERALL SUMMARY

Department/Agency Head Certification  
as to the accuracy of information contained herein:  
**V.P.A.** 2 FEB 2026  
VINCENT P. ARRINDA, DPW Director

Department/Agency: DEPARTMENT OF PUBLIC WORKS  
Division/Program: GUAM HIGHWAY FUND (Continuing) ACCOUNTS  
GFMS Account No.: [REDACTED]  
GFMS Account No.: [REDACTED]

(SUMMARY)

GFMS Account Code	Appropriation Classification	As of September 30, 2025						As of December 31, 2025								
		FY 2025						FY 2026								
		A	B	C	D	E	F	G	H	I	J	K	L	M	N	O
		FY 2025 Appropriations	FY 2024 Authorized Lapse Carried Over/ Continued into FY 2025	FY 2025 Governor's Transfer +/-	Total FY 2025 Spending Authorized (A + B + C)	FY 2025 Y-T-D Expenditures/ Encumbrances +/-	FY 2025 Available Projected Balance (D - E)	FY 2026 Appropriations	FY 2025 Authorized Lapse Carried Over/ Continued into FY 2026	FY 2026 Governor's Transfer +/-	Total FY 2026 Spending Authorized (G + H + I)	FY 2026 Y-T-D Allotment	FY 2026 Y-T-D Expenditures/ Encumbrances +/-	FY 2026 Projected Expenditures	FY 2026 Total Expenditures/ Encumbrances (I + M)	FY 2026 Available Projected Balance (J - N)
	<b>PERSONNEL SERVICES</b>															
111	Regular Salaries / Increments	-	-	-	-	-	-	-	-	-	-	-	-	-	-	-
112	Overtime / Special Pay	-	-	-	-	-	-	-	-	-	-	-	-	-	-	-
113	Benefits	-	-	-	-	-	-	-	-	-	-	-	-	-	-	-
	<b>TOTAL PERSONNEL SERVICES:</b>	<b>\$ -</b>	<b>\$ -</b>	<b>\$ -</b>	<b>\$ -</b>	<b>\$ -</b>	<b>\$ -</b>	<b>\$ -</b>	<b>\$ -</b>	<b>\$ -</b>	<b>\$ -</b>	<b>\$ -</b>	<b>\$ -</b>	<b>\$ -</b>	<b>\$ -</b>	<b>\$ -</b>
	<b>OPERATIONS</b>															
220	Travel-Off-Island / Local Mileage Reimbursements	-	-	-	-	-	-	-	-	-	-	-	-	-	-	-
230	Contractual Services	567,558	-	-	567,558	321,595	245,963	-	-	-	-	-	-	-	-	-
233	Office Space Rental	-	-	-	-	-	-	-	-	-	-	-	-	-	-	-
240	Supplies & Materials	-	-	-	-	-	-	-	-	-	-	-	-	-	-	-
250	Equipment	-	-	-	-	-	-	-	-	-	-	-	-	-	-	-
271	Drug Testing Charges	-	-	-	-	-	-	-	-	-	-	-	-	-	-	-
280	Sub-Recipient / Subgrant	-	-	-	-	-	-	-	-	-	-	-	-	-	-	-
290	Miscellaneous	-	-	-	-	-	-	-	-	-	-	-	-	-	-	-
	<b>TOTAL OPERATIONS:</b>	<b>\$ 567,558</b>	<b>\$ -</b>	<b>\$ -</b>	<b>\$ 567,558</b>	<b>\$ 321,595</b>	<b>\$ 245,963</b>	<b>\$ -</b>	<b>\$ -</b>	<b>\$ -</b>	<b>\$ -</b>	<b>\$ -</b>	<b>\$ -</b>	<b>\$ -</b>	<b>\$ -</b>	<b>\$ -</b>
	<b>UTILITIES</b>															
361	Power	-	-	-	-	-	-	-	-	-	-	-	-	-	-	-
362	Water / Sewer	-	-	-	-	-	-	-	-	-	-	-	-	-	-	-
363	Telephone / Toll	-	-	-	-	-	-	-	-	-	-	-	-	-	-	-
	<b>TOTAL UTILITIES:</b>	<b>\$ -</b>	<b>\$ -</b>	<b>\$ -</b>	<b>\$ -</b>	<b>\$ -</b>	<b>\$ -</b>	<b>\$ -</b>	<b>\$ -</b>	<b>\$ -</b>	<b>\$ -</b>	<b>\$ -</b>	<b>\$ -</b>	<b>\$ -</b>	<b>\$ -</b>	<b>\$ -</b>
\$ 450	<b>CAPITAL OUTLAY</b>															
\$ 701	<b>INDIRECT COST</b>															
	<b>GRAND TOTAL:</b>	<b>\$ 567,558</b>	<b>\$ -</b>	<b>\$ -</b>	<b>\$ 567,558</b>	<b>\$ 321,595</b>	<b>\$ 245,963</b>	<b>\$ -</b>	<b>\$ -</b>	<b>\$ -</b>	<b>\$ -</b>	<b>\$ -</b>	<b>\$ -</b>	<b>\$ -</b>	<b>\$ -</b>	<b>\$ -</b>

FULL TIME EQUIVALENCIES (FTE's)	As of September 30, 2025			
	Unclassified	Classified	Contract	Other (LTA)
Filled / Warm Bodies	0	0	0	0
Vacant (Funded)	0	0	0	0
<b>TOTAL FTE's</b>	<b>0</b>	<b>0</b>	<b>0</b>	<b>0</b>

FULL TIME EQUIVALENCIES (FTE's)	As of December 31, 2025			
	Unclassified	Classified	Contract	Other (LTA)
Filled / Warm Bodies	0	0	0	0
Vacant (Funded)	0	0	0	0
<b>TOTAL FTE's</b>	<b>0</b>	<b>0</b>	<b>0</b>	<b>0</b>

a) Indicate on a separate sheet each amount expended for: 1) prior year obligation(s); 2) emergency authorizations(s); and 3) promised compensation/acting or detail pay.  
b) Information from GFMS was used to determine the amounts reflected.

OFB/Departmental Funding/Expenditure Fact Sheet  
(GUAM HIGHWAY FUND)

Department/Agency: DEPARTMENT OF PUBLIC WORKS  
Division/Program: HIGHWAYS/HMC - ADDITIONAL VILLAGE STREETS/ ROAD RESURFACING/REPAIR  
GFMS Account No: [REDACTED]

GFMS Account Code	Appropriation Classification	As of September 30, 2025						As of December 31, 2025								
		FY 2025						FY 2026								
		A	B	C	D	E	F	G	H	I	J	K	L	M	N	O
		FY 2025 Appropriations	FY2024 Authorized Lapse Carried Over/ Continued into FY2025	FY 2025 Governor's Transfer +/-	Total FY 2025 Spending Authorized (A + B + C)	FY 2025 Y-T-D Expenditures/ Encumbrances +/-	FY 2025 Available Projected Balance (D - E)	FY 2026 Appropriations	FY2025 Authorized Lapse Carried Over/ Continued into FY2026	FY 2026 Governor's Transfer +/-	Total FY 2026 Spending Authorized (G + H + I)	FY 2026 Y-T-D Allotment	FY 2026 Y-T-D Expenditures/ Encumbrances +/-	FY 2026 Projected Expenditures	FY 2026 Total Expenditures/ Encumbrances (I + M)	FY 2026 Available Projected Balance (J - N)
	<b>PERSONNEL SERVICES</b>															
111	Regular Salaries / Increments	-	-	-	-	-	-	-	-	-	-	-	-	-	-	-
112	Overtime / Special Pay	-	-	-	-	-	-	-	-	-	-	-	-	-	-	-
113	Benefits	-	-	-	-	-	-	-	-	-	-	-	-	-	-	-
	<b>TOTAL PERSONNEL SERVICES:</b>	-	-	-	-	-	-	-	-	-	-	-	-	-	-	-
	<b>OPERATIONS</b>															
220	Travel-Off-Island / Local Mileage Reimbursements	-	-	-	-	-	-	-	-	-	-	-	-	-	-	-
230	Contractual Services	180,397	-	-	180,397	180,397	-	-	-	-	-	-	-	-	-	-
233	Office Space Rental	-	-	-	-	-	-	-	-	-	-	-	-	-	-	-
240	Supplies & Materials	-	-	-	-	-	-	-	-	-	-	-	-	-	-	-
250	Equipment	-	-	-	-	-	-	-	-	-	-	-	-	-	-	-
271	Drug Testing Charges	-	-	-	-	-	-	-	-	-	-	-	-	-	-	-
280	Sub-Recipient / Subgrant	-	-	-	-	-	-	-	-	-	-	-	-	-	-	-
290	Miscellaneous	-	-	-	-	-	-	-	-	-	-	-	-	-	-	-
	<b>TOTAL OPERATIONS:</b>	180,397	-	-	180,397	180,397	-	-	-	-	-	-	-	-	-	-
	<b>UTILITIES</b>															
361	Power	-	-	-	-	-	-	-	-	-	-	-	-	-	-	-
362	Water / Sewer	-	-	-	-	-	-	-	-	-	-	-	-	-	-	-
363	Telephone / Toll	-	-	-	-	-	-	-	-	-	-	-	-	-	-	-
	<b>TOTAL UTILITIES:</b>	-	-	-	-	-	-	-	-	-	-	-	-	-	-	-
450	<b>CAPITAL OUTLAY</b>	-	-	-	-	-	-	-	-	-	-	-	-	-	-	-
701	<b>INDIRECT COST</b>	-	-	-	-	-	-	-	-	-	-	-	-	-	-	-
	<b>GRAND TOTAL:</b>	180,397	-	-	180,397	180,397	-	-	-	-	-	-	-	-	-	-

FULL TIME EQUIVALENCIES (FTE's)	As of September 30, 2025			
	Unclassified	Classified	Contract	Other (LTA)
Filled / Warm Bodies	0	0	0	0
Vacant (Funded)	0	0	0	0
<b>TOTAL FTE's</b>	0	0	0	0

	As of December 31, 2025			
	Unclassified	Classified	Contract	Other (LTA)
	0	0	0	0
	0	0	0	0
	0	0	0	0

a) Indicate on a separate sheet each amount expended for: 1) prior year obligation(s); 2) emergency authorization(s); and 3) promised compensation/acting or detail pay.  
b) Information from GFMS was used to determine the amounts reflected.

OFB/Departmental Funding/Expenditure Fact Sheet  
(GUAM HIGHWAY FUND)

Department/Agency: DEPARTMENT OF PUBLIC WORKS  
 Division/Program: HIGHWAYS/HMC - ADDITIONAL VILLAGE STREETS/ ROAD RESURFACING/REPAIR  
 GFMS Account No: [REDACTED]

GFMS Account Code	Appropriation Classification	As of September 30, 2025						As of December 31, 2025								
		FY 2025						FY 2026								
		A	B	C	D	E	F	G	H	I	J	K	L	M	N	O
	FY 2025 Appropriations	FY2024 Authorized Lapse Carried Over/ Continued into FY2025	FY 2025 Governor's Transfer +/-	Total FY 2025 Spending Authorized (A + B + C)	FY 2025 Y-T-D Expenditures/ Encumbrances <sup>1/</sup>	FY 2025 Available Projected Balance (D - E)	FY 2026 Appropriations	FY2025 Authorized Lapse Carried Over/ Continued into FY2026	FY 2026 Governor's Transfer +/-	Total FY 2026 Spending Authorized (G + H + I)	FY 2026 Y-T-D Allotment	FY 2026 Y-T-D Expenditures/ Encumbrances <sup>1/</sup>	FY 2026 Projected Expenditures	FY 2026 Total Expenditures/ Encumbrances (L + M)	FY 2026 Available Projected Balance (J - N)	
	<b>PERSONNEL SERVICES</b>															
111	Regular Salaries / Increments	-	-	-	-	-	-	-	-	-	-	-	-	-	-	-
112	Overtime / Special Pay	-	-	-	-	-	-	-	-	-	-	-	-	-	-	-
113	Benefits:	-	-	-	-	-	-	-	-	-	-	-	-	-	-	-
	<b>TOTAL PERSONNEL SERVICES:</b>	-	-	-	-	-	-	-	-	-	-	-	-	-	-	-
	<b>OPERATIONS</b>															
220	Travel-Off-Island / Local Mileage Reimbursements:	-	-	-	-	-	-	-	-	-	-	-	-	-	-	-
230	Contractual Services:	387,161	-	-	387,161	141,198	245,963	-	-	-	-	-	-	-	-	-
233	Office Space Rental:	-	-	-	-	-	-	-	-	-	-	-	-	-	-	-
240	Supplies & Materials:	-	-	-	-	-	-	-	-	-	-	-	-	-	-	-
250	Equipment:	-	-	-	-	-	-	-	-	-	-	-	-	-	-	-
271	Drug Testing Charges:	-	-	-	-	-	-	-	-	-	-	-	-	-	-	-
280	Sub-Recipient / Subgrant:	-	-	-	-	-	-	-	-	-	-	-	-	-	-	-
290	Miscellaneous:	-	-	-	-	-	-	-	-	-	-	-	-	-	-	-
	<b>TOTAL OPERATIONS:</b>	<b>387,161</b>	-	-	<b>387,161</b>	<b>141,198</b>	<b>245,963</b>	-	-	-	-	-	-	-	-	-
	<b>UTILITIES</b>															
361	Power:	-	-	-	-	-	-	-	-	-	-	-	-	-	-	-
362	Water / Sewer:	-	-	-	-	-	-	-	-	-	-	-	-	-	-	-
363	Telephone / Toll:	-	-	-	-	-	-	-	-	-	-	-	-	-	-	-
	<b>TOTAL UTILITIES:</b>	-	-	-	-	-	-	-	-	-	-	-	-	-	-	-
450	<b>CAPITAL OUTLAY</b>	-	-	-	-	-	-	-	-	-	-	-	-	-	-	-
701	<b>INDIRECT COST</b>	-	-	-	-	-	-	-	-	-	-	-	-	-	-	-
	<b>GRAND TOTAL:</b>	<b>387,161</b>	-	-	<b>387,161</b>	<b>141,198</b>	<b>245,963</b>	-	-	-	-	-	-	-	-	-

FULL TIME EQUIVALENCIES (FTE's)	As of September 30, 2025			
	Unclassified	Classified	Contract	Other (LTA)
Filled / Warm Bodies	0	0	0	0
Vacant (Funded)	0	0	0	0
<b>TOTAL FTE's</b>	<b>0</b>	<b>0</b>	<b>0</b>	<b>0</b>

	As of December 31, 2025			
	Unclassified	Classified	Contract	Other (LTA)
	0	0	0	0
	0	0	0	0
	0	0	0	0

<sup>1/</sup> a) Indicate on a separate sheet each amount expended for: 1) prior year obligation(s); 2) emergency authorization(s); and 3) promised compensation/acting or detail pay.  
 b) Information from GFMS was used to determine the amounts reflected.

OFB/Departmental Funding/Expenditure Fact Sheet  
(TRUCK ENFORCEMENT SCALE SYSTEM FACILITY FUND) - TESS

Department/Agency: DEPARTMENT OF PUBLIC WORKS  
Division/Program: HIGHWAYS / TRUCK ENFORCEMENT SCALE SYSTEM (TESS) FACILITY (Public Law 33-106:8)  
GFMS Account No.: [REDACTED] (Continuing Appropriations)

GFMS Account Code	Appropriation Classification	As of September 30, 2025						As of December 31, 2025								
		FY 2025						FY 2026								
		A	B	C	D	E	F	G	H	I	J	K	L	M	N	O
		FY 2025 Appropriations	FY2024 Authorized Lapse Carried Over/ Continued into FY2025	FY 2025 Governor's Transfer +/-	Total FY 2025 Spending Authorized (A + B + C)	FY 2025 Y-T-D Expenditures/ Encumbrances <sup>1/</sup>	FY 2025 Available Projected Balance (D - E)	FY 2026 Appropriations	FY2025 Authorized Lapse Carried Over/ Continued into FY2026	FY 2026 Governor's Transfer +/-	Total FY 2026 Spending Authorized (G + H + I)	FY 2026 Y-T-D Allotment	FY 2026 Y-T-D Expenditures/ Encumbrances <sup>1/</sup>	FY 2026 Projected Expenditures	FY 2026 Total Expenditures/ Encumbrances (L + M)	FY 2026 Available Projected Balance (J - N)
	<b>PERSONNEL SERVICES</b>															
111	Regular Salaries / Increments	-	-	-	-	-	-	-	-	-	-	-	-	-	-	-
112	Overtime / Special Pay	-	-	-	-	-	-	-	-	-	-	-	-	-	-	-
113	Benefits:	-	-	-	-	-	-	-	-	-	-	-	-	-	-	-
	<b>TOTAL PERSONNEL SERVICES:</b>	-	-	-	-	-	-	-	-	-	-	-	-	-	-	-
	<b>OPERATIONS</b>															
220	Travel-Off-Island / Local Mileage Reimbursements	-	-	-	-	-	-	-	-	-	-	-	-	-	-	-
230	Contractual Services	-	-	-	-	-	-	-	-	-	-	-	-	-	-	-
233	Office Space Rental	-	-	-	-	-	-	-	-	-	-	-	-	-	-	-
240	Supplies & Materials	1,585	-	-	1,585	-	1,585	-	-	-	-	-	-	-	-	-
250	Equipment	-	-	-	-	-	-	-	-	-	-	-	-	-	-	-
271	Drug Testing Charges	-	-	-	-	-	-	-	-	-	-	-	-	-	-	-
280	Sub-Recipient / Subgrant	-	-	-	-	-	-	-	-	-	-	-	-	-	-	-
290	Miscellaneous:	-	-	-	-	-	-	-	-	-	-	-	-	-	-	-
	<b>TOTAL OPERATIONS:</b>	1,585	-	-	1,585	-	1,585	-	-	-	-	-	-	-	-	-
	<b>UTILITIES</b>															
361	Power	-	-	-	-	-	-	-	-	-	-	-	-	-	-	-
362	Water / Sewer	-	-	-	-	-	-	-	-	-	-	-	-	-	-	-
363	Telephone / Toll	-	-	-	-	-	-	-	-	-	-	-	-	-	-	-
	<b>TOTAL UTILITIES:</b>	-	-	-	-	-	-	-	-	-	-	-	-	-	-	-
450	<b>CAPITAL OUTLAY</b>	-	-	-	-	-	-	-	-	-	-	-	-	-	-	-
701	<b>INDIRECT COST</b>	-	-	-	-	-	-	-	-	-	-	-	-	-	-	-
	<b>GRAND TOTAL:</b>	1,585	-	-	1,585	-	1,585	-	-	-	-	-	-	-	-	-

FULL TIME EQUIVALENCIES (FTE's)	As of September 30, 2025			
	Unclassified	Classified	Contract	Other (LTA)
Filled / Warm Bodies	0	0	0	0
Vacant (Funded)	0	0	0	0
<b>TOTAL FTE's</b>	0	0	0	0

	As of December 31, 2025			
	Unclassified	Classified	Contract	Other (LTA)
	0	0	0	0
	0	0	0	0
	0	0	0	0

a) Indicate on a separate sheet each amount expended for: 1) prior year obligations(s); 2) emergency authorization(s); and 3) promised compensation/acting or detail pay.  
b) Information from GFMS was used to determine the amounts reflected.

Note that any protected personal information has been redacted or excluded in whole or in part in order to protect the privacy of any individual(s) whose information has been included as part of this transmittal.

OFB/Departmental Funding/Expenditure Fact Sheet  
(TERRITORIAL EDUCATIONAL FACILITIES FUND)

Department/Agency: DEPARTMENT OF PUBLIC WORKS  
Division/Program: BUS Operations - CSB REBATE PROGRAM 008940  
GFMS Account No.: [REDACTED]

(Continuing Appropriation)

GFMS Account Code	Appropriation Classification	As of September 30, 2025						As of December 31, 2025								
		FY 2025						FY 2026								
		A	B	C	D	E	F	G	H	I	J	K	L	M	N	O
		FY 2025 Appropriations	FY2024 Authorized Lapse Carried Over/ Continued into FY2025	FY 2025 Governor's Transfer +/-	Total FY 2025 Spending Authorized (A + B + C)	FY 2025 Y-T-D Expenditures/ Encumbrances +/-	FY 2025 Available Projected Balance (D - E)	FY 2026 Appropriations	FY2025 Authorized Lapse Carried Over/ Continued into FY2026	FY 2026 Governor's Transfer +/-	Total FY 2026 Spending Authorized (G + H + I)	FY 2026 Y-T-D Allotment	FY 2026 Y-T-D Expenditures/ Encumbrances +/-	FY 2026 Projected Expenditures	FY 2026 Total Expenditures/ Encumbrances (I + M)	FY 2026 Available Projected Balance (J - N)
	<b>PERSONNEL SERVICES</b>															
111	Regular Salaries / Increments:	-	-	-	-	-	-	-	-	-	-	-	-	-	-	-
112	Overtime / Special Pay:	-	-	-	-	-	-	-	-	-	-	-	-	-	-	-
113	Benefits:	-	-	-	-	-	-	-	-	-	-	-	-	-	-	-
	<b>TOTAL PERSONNEL SERVICES:</b>	-	-	-	-	-	-	-	-	-	-	-	-	-	-	-
	<b>OPERATIONS</b>															
220	Travel-Off-Island / Local Mileage Reimbursements:	-	-	-	-	-	-	-	-	-	-	-	-	-	-	-
230	Contractual Services:	-	-	-	-	-	-	-	-	500,000	500,000	500,000	-	500,000	500,000	-
233	Office Space Rental:	-	-	-	-	-	-	-	-	-	-	-	-	-	-	-
240	Supplies & Materials:	-	-	-	-	-	-	-	-	-	-	-	-	-	-	-
250	Equipment:	-	-	-	-	-	-	-	-	-	-	-	-	-	-	-
271	Drug Testing Charges:	-	-	-	-	-	-	-	-	-	-	-	-	-	-	-
280	Sub-Recipient / Subgrant:	-	-	-	-	-	-	-	-	-	-	-	-	-	-	-
290	Miscellaneous:	-	-	-	-	-	-	-	-	-	-	-	-	-	-	-
	<b>TOTAL OPERATIONS:</b>	-	-	-	-	-	-	-	-	500,000	500,000	500,000	-	500,000	500,000	-
	<b>UTILITIES</b>															
361	Power:	-	-	-	-	-	-	-	-	-	-	-	-	-	-	-
362	Water / Sewer:	-	-	-	-	-	-	-	-	-	-	-	-	-	-	-
363	Telephone / Toll:	-	-	-	-	-	-	-	-	-	-	-	-	-	-	-
	<b>TOTAL UTILITIES:</b>	-	-	-	-	-	-	-	-	-	-	-	-	-	-	-
450	<b>CAPITAL OUTLAY</b>	-	-	-	-	-	-	-	-	9,375,000	9,375,000	9,375,000	-	9,375,000	9,375,000	-
701	<b>INDIRECT COST</b>	-	-	-	-	-	-	-	-	-	-	-	-	-	-	-
	<b>GRAND TOTAL:</b>	-	-	-	-	-	-	-	-	9,875,000	9,875,000	9,875,000	-	9,875,000	9,875,000	-

FULL TIME EQUIVALENCIES (FTE's)	As of September 30, 2025			
	Unclassified	Classified	Contract	Other (LTA)
Filled / Warm Bodies	0	0	0	0
Vacant (Funded)	0	0	0	0
<b>TOTAL FTE's</b>	<b>0</b>	<b>0</b>	<b>0</b>	<b>0</b>

	As of December 31, 2025			
	Unclassified	Classified	Contract	Other (LTA)
	0	0	0	0
	0	0	0	0
	0	0	0	0


a) Indicate on a separate sheet each amount expended for: 1) prior year obligation(s); 2) emergency authorizations(s); and 3) promised compensation/acting or detail pay.  
b) Information from GFMS was used to determine the amounts reflected.  
c) FY2025 data not reflected on GFMS

## Department Funding Abstract for Non-Appropriated Funds and Other Sources of Revenues

**Department/Agency:** Department of Public Works

**Division:** Bus Operations

**Certification as to Completeness and Accuracy**  
I certify that the information contained herein are true and correct:

  
 VINCENT P. ARMOLA, Director

2-2-26  
 Date

**Required Attachments**

For "Non-Appropriated Funds" and "Other Sources of Revenues," attach copy of FY 2025 & FY 2026 Financial Statement ("Unaudited," if audited statements are not available), and latest GFMIS print out for FY 2025 & FY 2026.

**Note: List fund source individually**

(old Firm/400 account no. [REDACTED])

Object Classification	No. of FTEs	Fund Name: DEP-Bus Op School Bus			Fund Name: DEP-Bus Op School Bus		
		FY 2025 (As of 09/30/25)			FY 2026 (As of 12/31/25)		
		Revenue Allocation	Expenditure / Encumbrance	Balance (E-F)	Revenue Allocation	Expenditure / Encumbrance	Balance (E-F)
A	E	F	G	E	F	G	
<b>PERSONNEL SERVICES</b>		Ref. Acct No. [REDACTED]			Ref. Acct No. [REDACTED]		
Regular Salaries/Increments:		76,346	76,346	-	83,654		83,654
Overtime/Special Pay:		198,432	198,432	-	376,568		376,568
Benefits:		80,193	80,193	-	119,807		119,807
<b>Sub-Total Personnel Services:</b>		<b>354,971</b>	<b>354,971</b>	-	<b>580,029</b>	-	<b>580,029</b>
<b>OPERATIONS</b>							
Travel Off-Is/ Loc Mil Reimb:		-		-	-		-
Contractual Services:		46,540	46,540	-	123,460	5,759	117,702
Office Space Rental:		-	-	-			-
Supplies and Materials:		31,468	31,468	-	158,532	7,831	150,701
Equipment:		4,584	4,584	-	85,416		85,416
Workers Compensation:		-		-			-
Drug Testing:		-		-	50,000		50,000
Sub-Recipient / Subgrant:		-		-			-
Miscellaneous:		-		-	10,000		10,000
<b>Sub-Total Operations:</b>		<b>82,592</b>	<b>82,592</b>	-	<b>427,408</b>	<b>13,590</b>	<b>413,818</b>

Note that the Legislature has taken steps to ensure that any protected personal identifying information has been redacted or excluded in whole or in part in order to protect the privacy of any individual(s) whose information has been included as part of this transmittal.

<b>UTILITIES</b>							
<i>Power:</i>		-	-	-		-	-
<i>Water / Sewer:</i>		-	-	-		-	-
<i>Telephone / Toll:</i>		2,616	2,616	-	7,384	-	7,384
<b><i>Sub-Total Utilities:</i></b>		<b>2,616</b>	<b>2,616</b>	<b>-</b>	<b>7,384</b>	<b>-</b>	<b>7,384</b>
<b><i>CAPITAL OUTLAY:</i></b>			-	-	<b>45,000</b>		<b>45,000</b>
<b><i>EXPENSE REIMBURSEMENT:</i></b>		-	<b>(54,404)</b>	54,404	-	-	-
<b><i>TOTAL:</i></b>		<b>440,178</b>	<b>385,774</b>	<b>54,404</b>	<b>1,059,822</b>	<b>13,590</b>	<b>1,046,232</b>

Note that the Legislature has taken steps to ensure that any protected personal identifying information has been redacted or excluded in whole or in part in order to protect the privacy of any individual(s) whose information has been included as part of this transmittal.

OFB/Departmental Funding/Expenditure Fact Sheet  
(SPECIAL FUND - DPW BUILDING & DESIGN FEE AND DPW BDF-25% BLDG PERMIT FEES SUMMARY)

Department/Agency: Department of Public Works  
Division/Program: Capital Improvement Projects - Building Permits & Inspection Section  
AS400 Account No: [REDACTED]  
GFMIS Account No: [REDACTED]

Department/Agency Head Certification  
as to the accuracy of information contained herein:  
Vincenzo Ariola, Director  
Director Name (Print)  
Signature: [Signature] Date: 02 FEB 2026

AS400 Account Code	Appropriation Classification	As of September 30 2024							As of December 31, 2024										
		FY2024							FY2025										
		A	B	C	D	E	F	G	H	I	J	K	L	M	N	O	P	Q	
		FY 2025 Appropriation	FY 2024 Authorized Lapse Carried Over/Continued into FY 2025 (P.L.31-233; P.L.33-66)	FY 2025 Governor's Transfer +/-	Total FY 2025 Spending Authorized (A)+(B)+(C)	FY 2025 Total Expenditure	FY 2025 Total Encumbrance	FY 2025 Available Projected Balance (D)-(E)-(F)	FY 2025 Appropriation	FY 2025 Authorized Lapse Carried Over/Continued into FY 2026 (P.L.31-233; P.L.33-66)	FY 2025 Governor's Transfer +/-	Total FY 2025 Spending Authorized (I)+(J)+(K)	FY 2025 YTD Allotment	FY 2025 YTD Expenditure U	FY 2025 YTD Encumbrance V	FY 2025 Projected Expenditure	FY 2026 Total Expenditures/Encumbrance (M)+(N)+(O)	FY 2026 Available Projected Balance (Q)-(P)	
<b>PERSONNEL SERVICES</b>																			
111	Regular Salaries/Increments	542,000.00	3,082,801.80	505,510.00	4,130,311.80	554,139.04	-	3,576,172.76	1,595,024.00	3,576,172.76	-	5,171,196.76	4,079,951.76	158,694.64	-	-	5,049,668.95	5,208,363.59	(37,166.83)
112	Overtime/Special Pay	-	0.96	-	0.96	-	-	0.96	-	0.96	-	0.96	0.96	-	-	-	0.96	0.96	-
113	Benefits	231,000.00	1,345,168.20	234,346.09	1,810,514.29	260,529.32	-	1,549,984.97	872,586.00	1,549,984.97	-	2,422,570.97	1,549,984.97	77,092.74	-	-	2,366,581.46	2,443,674.20	(21,103.23)
	<b>TOTAL PERSONNEL SERVICES</b>	<b>773,000.00</b>	<b>4,427,970.96</b>	<b>739,856.09</b>	<b>5,940,827.05</b>	<b>814,668.36</b>	<b>-</b>	<b>5,126,158.69</b>	<b>2,467,610.00</b>	<b>5,126,158.69</b>	<b>-</b>	<b>7,593,768.69</b>	<b>5,629,937.69</b>	<b>235,787.38</b>	<b>-</b>	<b>-</b>	<b>7,416,251.37</b>	<b>7,652,038.75</b>	<b>(58,270.06)</b>
<b>OPERATIONS</b>																			
220	Travel- Off-Island/Local Mileage Reimbursements	-	75,971.65	(52,390.00)	23,581.65	23,581.65	-	-	-	23,581.65	-	23,581.65	23,581.65	-	-	-	23,581.65	23,581.65	-
230	Contractual Services:	100,000.00	1,889,046.69	(185,879.15)	1,803,167.54	1,049,699.89	383,369.00	370,898.85	82,380.00	1,740,268.85	-	1,822,648.85	1,822,648.85	-	-	383,369.00	1,439,279.85	1,822,648.85	-
233	Office Space Rental:	-	-	-	-	-	-	-	-	-	-	-	-	-	-	-	-	-	-
240	Supplies & Materials:	20,000.00	478,032.48	(99,089.90)	398,942.58	342,843.30	0.02	66,089.28	39,800.00	395,942.60	-	435,742.80	435,742.60	-	-	0.02	437,293.32	437,293.34	(1,550.74)
250	Equipment:	582,000.00	186,105.73	(250,030.95)	518,074.78	160,086.68	-	357,988.10	35,400.00	489,319.78	-	524,719.78	524,719.78	-	-	-	524,719.78	524,719.78	-
270	Worker's Compensation	-	10,000.00	(10,000.00)	-	-	-	-	-	-	-	-	-	-	-	-	-	-	-
271	Drug Testing Charges	-	2,350.00	-	2,350.00	270.00	-	2,080.00	560.00	2,350.00	-	2,910.00	2,910.00	-	-	-	2,910.00	2,910.00	-
280	Sub-Recipient/Subgrant:	-	-	-	-	-	-	-	-	-	-	-	-	-	-	-	-	-	-
290	Miscellaneous:	-	-	-	-	-	-	-	-	-	-	-	-	-	-	-	-	-	-
	<b>TOTAL OPERATIONS</b>	<b>702,000.00</b>	<b>2,641,506.55</b>	<b>(597,390.00)</b>	<b>2,746,116.55</b>	<b>1,576,481.32</b>	<b>383,369.02</b>	<b>786,266.21</b>	<b>158,140.00</b>	<b>2,651,462.88</b>	<b>-</b>	<b>2,809,602.88</b>	<b>2,809,602.88</b>	<b>-</b>	<b>-</b>	<b>383,369.02</b>	<b>2,427,784.60</b>	<b>2,811,153.62</b>	<b>(1,550.74)</b>
<b>UTILITIES</b>																			
361	Power	20,000.00	45,233.59	7,533.91	72,767.50	9,658.71	-	63,108.79	25,000.00	63,108.79	-	88,108.79	88,108.79	-	-	-	88,108.79	88,108.79	-
362	Water/Sewer	-	-	-	-	-	-	-	-	-	-	-	-	-	-	-	-	-	-
363	Telephone/Toll	5,000.00	75,923.60	-	80,923.60	53,344.36	-	27,579.24	6,000.00	78,502.84	-	84,502.84	84,502.84	-	-	-	84,502.84	84,502.84	-
	<b>TOTAL UTILITIES</b>	<b>25,000.00</b>	<b>121,157.19</b>	<b>7,533.91</b>	<b>153,691.10</b>	<b>63,003.07</b>	<b>-</b>	<b>90,688.03</b>	<b>31,000.00</b>	<b>141,611.63</b>	<b>-</b>	<b>172,611.63</b>	<b>172,611.63</b>	<b>-</b>	<b>-</b>	<b>-</b>	<b>172,611.63</b>	<b>172,611.63</b>	<b>-</b>
701	<b>NO REPORT DDBT</b>	-	-	-	-	-	-	-	-	-	-	-	-	-	-	-	-	-	-
450	<b>CAPITAL OUTLAY</b>	500,000.00	329,430.00	(150,000.00)	679,430.00	119,430.00	136,340.00	423,660.00	300,000.00	679,430.00	-	979,430.00	979,430.00	-	-	136,400.00	843,030.00	979,430.00	-
	<b>TOTAL</b>	<b>2,000,000.00</b>	<b>7,520,064.70</b>	<b>-</b>	<b>9,520,064.70</b>	<b>2,573,562.75</b>	<b>519,709.02</b>	<b>6,426,772.93</b>	<b>2,956,750.00</b>	<b>8,598,663.20</b>	<b>-</b>	<b>11,555,413.20</b>	<b>9,591,582.20</b>	<b>235,787.38</b>	<b>519,769.02</b>	<b>10,859,677.60</b>	<b>11,615,234.00</b>	<b>(59,820.80)</b>	

PULG TIME EQUIVALENTS (PTE's)	As of September 30 2024				As of December 31, 2024			
	UNCLASSIFIED	CLASSIFIED	CONTRACT	OTHER (LT/TEMP)	UNCLASSIFIED	CLASSIFIED	CONTRACT	OTHER (LT/TEMP)
Filled/Warm Bodies	0	18	0	2	0	9	0	2
Vacant (Funded)	2	13	0	0	2	14	0	0
<b>TOTAL PTE's</b>	<b>2</b>	<b>29</b>	<b>0</b>	<b>2</b>	<b>2</b>	<b>23</b>	<b>0</b>	<b>2</b>

1) a) Indicate on a separate sheet, each amount expended for: 1) prior year obligation(s); 2) emergency authorization(s); 3) promised compensation/acting or detail pay  
b) info from previous AS400 and GFMIS and CIP Division's Account Expense sheets were used to determine the amounts reflected.  
c) Amounts not appearing on AS400 Printouts. BSMR and/or DOA to re-enter missing allocated amounts.

Note that the Legislature has taken steps to ensure that any protected personal identifying information has been redacted or excluded in whole or in part in order to protect the privacy of any individual(s) whose information has been included as part of this transmittal.

OFB/Departmental Funding/Expenditure Fact Sheet  
(SPECIAL FUND - DPW BUILDING & DESIGN FEE ACCOUNT SUMMARY)

Department/Agency: Department of Public Works  
Division/Program: Capital Improvement Projects - Building Permits & Inspection Section  
AS400 Account No: [REDACTED]  
GFMS Account No: [REDACTED]

*Handwritten initials: M, B, P*

Department/Agency Head Certification	
as to the accuracy of information contained herein:	
Vincenzo P. Ariola, Director	
Director Name (Print)	
<i>[Signature]</i>	02 FEB 2026
Signature	Date

AS400 Account Code	Appropriation Classification	As of September 30, 2025							As of December 31, 2025										
		FY 2025							FY 2026										
		A	B	C	D	E	F	G	H	I	J	K	L	M	N	O	P	Q	
		FY 2025 Appropriations	FY 2024 Authorized Lapse Carried Over/Continued Into FY 2025 (P.L. 31-233)	FY 2025 Governor's Transfer +/-	Total FY 2025 Spending Authorized (A)+(B)+(C)	FY 2025 Total Expenditures	FY 2025 Total Encumbrances	FY 2025 Available Projected Balance (D)-(E)-(F)	FY 2026 Appropriations	FY 2025 Authorized Lapse Carried Over/Continued Into FY 2026 (P.L. 31-233)	FY 2026 Governor's Transfer +/-	Total FY 2026 Spending Authorized (H)+(I)+(J)	FY 2026 YTD Allotment	FY 2026 YTD Expenditures (K)	FY 2026 YTD Encumbrances (L)	FY 2026 Projected Expenditures	FY 2026 Total Expenditures/Encumbrances (M)+(N)+(O)	FY 2026 Available Projected Balance (Q)-(P)	
<b>PERSONNEL SERVICES</b>																			
111	Regular Salaries/Increments	542,000.00	1,072,613.59	505,510.00	2,120,123.59	554,139.04	-	1,565,984.55	1,595,024.00	1,565,984.55	-	3,161,008.55	2,069,763.55	158,694.64	-	-	3,028,494.28	3,187,188.92	(26,180.37)
112	Overtime/Special Pay	-	0.96	-	0.96	-	-	0.96	-	0.96	-	0.96	0.96	-	-	-	0.96	0.96	-
113	Benefits	231,000.00	609,287.57	234,346.09	1,074,633.66	260,529.32	-	814,104.34	872,586.00	814,104.34	-	1,686,690.34	814,104.34	77,092.74	-	-	1,628,367.29	1,703,460.03	(16,769.69)
	<b>TOTAL PERSONNEL SERVICES</b>	<b>773,000.00</b>	<b>1,681,902.12</b>	<b>739,856.09</b>	<b>3,194,758.21</b>	<b>814,668.36</b>	<b>-</b>	<b>2,380,089.85</b>	<b>2,467,610.00</b>	<b>2,380,089.85</b>	<b>-</b>	<b>4,847,699.85</b>	<b>2,893,868.85</b>	<b>235,787.38</b>	<b>-</b>	<b>-</b>	<b>4,654,882.53</b>	<b>4,890,649.91</b>	<b>(42,950.06)</b>
<b>OPERATIONS</b>																			
220	Travel- Off-Island/Local Mileage Reimburs	-	52,390.00	(52,390.00)	-	-	-	-	-	-	-	-	-	-	-	-	-	-	-
230	Contractual Services:	100,000.00	902,245.69	(185,079.15)	816,366.54	62,898.69	383,369.00	370,098.85	82,380.00	753,467.85	-	835,847.85	835,847.85	-	383,369.00	-	452,478.85	835,847.85	-
233	Office Space Rental:	-	-	-	-	-	-	-	-	-	-	-	-	-	-	-	-	-	-
240	Supplies & Materials:	20,000.00	138,189.16	(99,089.90)	59,099.26	2,999.98	0.02	56,099.26	39,800.00	56,099.28	-	95,899.28	95,899.28	-	0.02	-	97,450.00	97,450.02	(1,550.74)
250	Equipment:	582,000.00	54,774.05	(250,030.95)	386,743.10	28,755.00	-	357,988.10	35,400.00	357,988.10	-	393,388.10	393,388.10	-	-	-	393,388.10	393,388.10	-
270	Worker's Compensation	-	10,000.00	(10,000.00)	-	-	-	-	-	-	-	-	-	-	-	-	-	-	-
271	Drug Testing Charges	-	2,080.00	-	2,080.00	-	-	2,080.00	560.00	2,080.00	-	2,640.00	2,640.00	-	-	-	2,640.00	2,640.00	-
280	Sub-Recipient/Subgrant:	-	-	-	-	-	-	-	-	-	-	-	-	-	-	-	-	-	-
290	Miscellaneous:	-	-	-	-	-	-	-	-	-	-	-	-	-	-	-	-	-	-
	<b>TOTAL OPERATIONS</b>	<b>702,000.00</b>	<b>1,159,678.90</b>	<b>(597,390.00)</b>	<b>1,264,288.90</b>	<b>94,653.67</b>	<b>383,369.02</b>	<b>786,266.21</b>	<b>158,140.00</b>	<b>1,169,635.23</b>	<b>-</b>	<b>1,327,775.23</b>	<b>1,327,775.23</b>	<b>-</b>	<b>383,369.02</b>	<b>-</b>	<b>945,956.95</b>	<b>1,329,325.97</b>	<b>(1,550.74)</b>
<b>UTILITIES</b>																			
361	Power	20,000.00	45,233.59	7,533.91	72,767.50	9,658.71	-	63,108.79	25,000.00	63,108.79	-	88,108.79	88,108.79	-	-	-	88,108.79	88,108.79	-
362	Water/Sewer	-	-	-	-	-	-	-	-	-	-	-	-	-	-	-	-	-	-
383	Telephone/Toll	5,000.00	25,000.00	-	30,000.00	2,420.76	-	27,579.24	6,000.00	27,579.24	-	33,579.24	33,579.24	-	-	-	33,579.24	33,579.24	-
	<b>TOTAL UTILITIES</b>	<b>25,000.00</b>	<b>70,233.59</b>	<b>7,533.91</b>	<b>102,767.50</b>	<b>12,079.47</b>	<b>-</b>	<b>90,688.03</b>	<b>31,000.00</b>	<b>90,688.03</b>	<b>-</b>	<b>121,688.03</b>	<b>121,688.03</b>	<b>-</b>	<b>-</b>	<b>-</b>	<b>121,688.03</b>	<b>121,688.03</b>	<b>-</b>
701	<b>INDIRECT COST</b>	-	-	-	-	-	-	-	-	-	-	-	-	-	-	-	-	-	-
450	<b>CAPITAL OUTLAY</b>	500,000.00	210,000.00	(150,000.00)	560,000.00	-	136,340.00	423,660.00	300,000.00	560,000.00	-	860,000.00	860,000.00	-	136,400.00	-	723,600.00	860,000.00	-
	<b>TOTAL</b>	<b>2,000,000.00</b>	<b>3,121,814.61</b>	<b>-</b>	<b>5,121,814.61</b>	<b>921,401.50</b>	<b>519,709.02</b>	<b>3,680,704.09</b>	<b>2,956,750.00</b>	<b>4,200,413.11</b>	<b>-</b>	<b>7,157,163.11</b>	<b>5,193,332.11</b>	<b>235,787.38</b>	<b>519,769.02</b>	<b>-</b>	<b>6,446,107.51</b>	<b>7,201,663.91</b>	<b>(44,500.80)</b>

FULL TIME BODIES	As of September 30, 2025				As of December 31, 2025			
	UNCLASSIFIED	CLASSIFIED	CONTRACT	OTHER (LTA)	UNCLASSIFIED	CLASSIFIED	CONTRACT	OTHER (LTA/TEMP)
Filled/Warm Bodies	0	15	0	2	0	9	0	2
Vacant (Funded)	0	13	0	0	0	14	0	0
<b>TOTAL</b>	<b>0</b>	<b>29</b>	<b>0</b>	<b>2</b>	<b>0</b>	<b>23</b>	<b>0</b>	<b>2</b>

a) Indicates on a separate sheet, each amount expended for: 1) prior year obligation(s); 2) emergency authorization(s); 3) promised compensation/contract or detail pay  
b) Info from previous AS400 and GFMS and CIP Division's Account Spreadsheets were used to determine the amounts reflected.  
c) Info from CIP Division's Account Spreadsheets were used to determine the amounts reflected. Pending Rollover/Carryover of Account to FY2026.

Note that the Legislature has taken steps to ensure that any protected personal identifying information has been redacted or excluded in whole or in part in order to protect the privacy of any individual(s) whose information has been included as part of this transmittal.

OFB/Departmental Funding/Expenditure Fact Sheet  
(SPECIAL FUND - DPW BUILDING & DESIGN FUND)

Department/Agency: Department of Public Works  
Division/Program: Capital Improvement Projects - Building Permits & Inspection Section  
AS400 Account No: [REDACTED]  
GFMS Account No: [REDACTED]

Department/Agency Head Certification	
as to the accuracy of information contained herein:	
Vincent P. Arrilo, Director	Date
<i>[Signature]</i>	02 FEB 2026

AS400 Account Code	Appropriation Classification	As of September 30 2025							As of December 31, 2025										
		FY 2025							FY 2026										
		A	B	C	D	E	F	G	H	I	J	K	L	M	N	O	P	Q	
		FY 2025 Appropriations	FY 2024 Authorized Lapse Carried Over/ Continued into FY 2025 21GCA066(PL33-66)	FY 2025 Governor's Transfer +/-	Total FY 2025 Spending Authorized (A)+(B)+(C)	FY 2025 Total Expenditures	FY 2025 Total Encumbrances	FY 2025 Available Projected Balance (D)-(E)+(F)	FY 2025 Appropriations	FY 2025 Authorized Lapse Carried Over/ Continued into FY 2026 21GCA066(PL33-66)	FY 2025 Governor's Transfer +/-	Total FY 2025 Spending Authorized (G)+(H)+(I)	FY 2025 YTD Allotment	FY 2025 YTD Expenditures 1/	FY 2025 YTD Encumbrances 1/	FY 2025 Projected Expenditures	FY 2025 Total Expenditures/ Encumbrances (M)+(N)+(O)	FY 2025 Available Projected Balance (K)-(P)	
<b>PERSONNEL SERVICES</b>																			
111	Regular Salaries/Increments	-	-	-	-	-	-	-	-	-	-	-	-	-	-	-	-	-	-
112	Overtime/Special Pay	-	-	-	-	-	-	-	-	-	-	-	-	-	-	-	-	-	-
113	Benefits	-	-	-	-	-	-	-	-	-	-	-	-	-	-	-	-	-	-
	<b>TOTAL PERSONNEL SERVICES</b>	\$ -	\$ -	\$ -	\$ -	\$ -	\$ -	\$ -	\$ -	\$ -	\$ -	\$ -	\$ -	\$ -	\$ -	\$ -	\$ -	\$ -	\$ -
<b>OPERATIONS</b>																			
220	Travel- Off-Island/Local Mileage Reimbursements	-	-	-	-	-	-	-	-	-	-	-	-	-	-	-	-	-	-
230	Contractual Services:	-	2,619.02	-	2,619.02	2,619.02	-	-	-	-	-	-	-	-	-	-	-	-	-
233	Office Space Rental:	-	-	-	-	-	-	-	-	-	-	-	-	-	-	-	-	-	-
240	Supplies & Materials:	-	-	-	-	-	-	-	-	-	-	-	-	-	-	-	-	-	-
250	Equipment:	-	-	-	-	-	-	-	-	-	-	-	-	-	-	-	-	-	-
270	Worker's Compensation	-	-	-	-	-	-	-	-	-	-	-	-	-	-	-	-	-	-
271	Drug Testing Charges	-	-	-	-	-	-	-	-	-	-	-	-	-	-	-	-	-	-
280	Sub-Recipient/Subgrant:	-	-	-	-	-	-	-	-	-	-	-	-	-	-	-	-	-	-
290	Miscellaneous:	-	-	-	-	-	-	-	-	-	-	-	-	-	-	-	-	-	-
	<b>TOTAL OPERATIONS</b>	-	2,619.02	-	2,619.02	2,619.02	-	-	-	-	-	-	-	-	-	-	-	-	-
<b>UTILITIES</b>																			
361	Power	-	-	-	-	-	-	-	-	-	-	-	-	-	-	-	-	-	-
362	Water/Sewer	-	-	-	-	-	-	-	-	-	-	-	-	-	-	-	-	-	-
363	Telephone/Cell	-	-	-	-	-	-	-	-	-	-	-	-	-	-	-	-	-	-
	<b>TOTAL UTILITIES</b>	-	-	-	-	-	-	-	-	-	-	-	-	-	-	-	-	-	-
701	<b>INDIRECT COST</b>	-	-	-	-	-	-	-	-	-	-	-	-	-	-	-	-	-	-
450	<b>CAPITAL OUTLAY</b>	-	-	-	-	-	-	-	-	-	-	-	-	-	-	-	-	-	-
	<b>TOTAL</b>	-	2,619.02	-	2,619.02	2,619.02	-	-	-	-	-	-	-	-	-	-	-	-	-
<b>FULL-TIME EQUIVALENTS (FTE'S)</b>																			
		As of September 30 2025							As of December 31, 2025										
		UNCLASSIFIED	CLASSIFIED	CONTRACT	OTHER (LTA)				UNCLASSIFIED	CLASSIFIED	CONTRACT	OTHER (LTA)							
Filled/Warm Bodies		0	0	0	0				0	0	0	0							
Vacant (Funded)		0	0	0	0				0	0	0	0							
<b>TOTAL FTE'S</b>		0	0	0	0				0	0	0	0							

1/ a) indicate on a separate sheet, each amount expended for: 1) prior year obligation(s); 2) emergency authorization(s); 3) promised compensation/acting or detail pay  
b) info from previous AS400 and GFMS and CIP Division's Account Spread sheets were used to determine the amounts reflected.

Note that the Legislature has taken steps to ensure that any protected personal identifying information has been redacted or excluded in whole or in part in order to protect the privacy of any individual(s) whose information has been included as part of this transmittal.

OFB/Departmental Funding/Expenditure Fact Sheet  
(SPECIAL FUND - DPW BUILDING & DESIGN FUND)

Department/Agency: Department of Public Works  
Division/Program: Capital Improvement Projects - Building Permits & Inspection Section  
AS400 Account No: [REDACTED]  
GFMS Account No: [REDACTED]

Department/Agency Head Certification  
as to the accuracy of information contained herein:  
Vincent Arriola, Director  
Director Name (Print)  
Signature: *V. Arriola* Date: 02 FEB 2026

AS400 Account Code	Appropriation Classification	As of September 30 2025							As of December 31, 2025									
		FY 2025							FY 2026									
		A	B	C	D	E	F	G	H	I	J	K	L	M	N	O	P	Q
		FY 2025 Appropriations	FY 2024 Authorized Lapse Carried Over/ Continued into FY 2025 P.L.31-233	FY 2025 Governor's Transfer +/-	Total FY 2025 Spending Authorized (A)+(B)+(C)	FY 2025 Total Expenditures	FY 2025 Total Encumbrances	FY 2025 Available Projected Balance (D)-(E)-(F)	FY 2026 Appropriations	FY 2025 Authorized Lapse Carried Over/ Continued into FY 2026 P.L.31-233	FY 2026 Governor's Transfer +/-	Total FY 2026 Spending Authorized (G)+(H)+(I)	FY 2026 YTD Allotment	FY 2026 YTD Expenditures 1/	FY 2026 YTD Encumbrances 1/	FY 2026 Projected Expenditures	FY 2026 Total Expenditures/ Encumbrances (M)+(N)+(O)	FY 2026 Available Projected Balance (K)-(P)
<b>PERSONNEL SERVICES</b>																		
111	Regular Salaries/Increments	-	-	-	-	-	-	-	-	-	-	-	-	-	-	-	-	-
112	Overtime/Special Pay	-	-	-	-	-	-	-	-	-	-	-	-	-	-	-	-	-
113	Benefits	-	-	-	-	-	-	-	-	-	-	-	-	-	-	-	-	-
	<b>TOTAL PERSONNEL SERVICES</b>	\$ -	\$ -	\$ -	\$ -	\$ -	\$ -	\$ -	\$ -	\$ -	\$ -	\$ -	\$ -	\$ -	\$ -	\$ -	\$ -	\$ -
<b>OPERATIONS</b>																		
220	Travel- Off-Island/Local Mileage Reimbursements	-	-	-	-	-	-	-	-	-	-	-	-	-	-	-	-	-
230	Contractual Services:	-	12,409.53	(879.15)	11,530.38	11,004.28	-	526.10	-	526.10	-	526.10	526.10	-	-	526.10	526.10	-
233	Office Space Rental:	-	-	-	-	-	-	-	-	-	-	-	-	-	-	-	-	-
240	Supplies & Materials:	-	(910.10)	910.10	-	-	-	-	-	-	-	-	-	-	-	-	-	-
250	Equipment:	-	30.95	(30.95)	-	-	-	-	-	-	-	-	-	-	-	-	-	-
270	Worker's Compensation	-	-	-	-	-	-	-	-	-	-	-	-	-	-	-	-	-
271	Drug Testing Charges	-	-	-	-	-	-	-	-	-	-	-	-	-	-	-	-	-
280	Sub-Recipient/Subgrant:	-	-	-	-	-	-	-	-	-	-	-	-	-	-	-	-	-
290	Miscellaneous:	-	-	-	-	-	-	-	-	-	-	-	-	-	-	-	-	-
	<b>TOTAL OPERATIONS</b>	\$ -	\$ 11,530.38	\$ 0.00	\$ 11,530.38	\$ 11,004.28	\$ -	\$ 526.10	\$ -	\$ 526.10	\$ -	\$ 526.10	\$ 526.10	\$ -	\$ -	\$ 526.10	\$ 526.10	\$ -
<b>UTILITIES</b>																		
361	Power	-	-	-	-	-	-	-	-	-	-	-	-	-	-	-	-	-
362	Water/Sewer	-	-	-	-	-	-	-	-	-	-	-	-	-	-	-	-	-
363	Telephone/Toll	-	-	-	-	-	-	-	-	-	-	-	-	-	-	-	-	-
	<b>TOTAL UTILITIES</b>	-	-	-	-	-	-	-	-	-	-	-	-	-	-	-	-	-
701	<b>INDIRECT COST</b>	-	-	-	-	-	-	-	-	-	-	-	-	-	-	-	-	-
450	<b>CAPITAL OUTLAY</b>	-	-	-	-	-	-	-	-	-	-	-	-	-	-	-	-	-
	<b>TOTAL</b>	-	11,530.38	0.00	11,530.38	11,004.28	-	526.10	-	526.10	-	526.10	526.10	-	-	526.10	526.10	-

	As of September 30 2025				As of December 31, 2025			
	UNCLASSIFIED	CLASSIFIED	CONTRACT	OTHER (LTA)	UNCLASSIFIED	CLASSIFIED	CONTRACT	OTHER (LTA)
<b>EMPLOYEE EQUIVALENCIES (ETE's)</b>								
Filled/Warm Bodies	0	0	0	0	0	0	0	0
Vacant (Funded)	0	0	0	0	0	0	0	0
<b>TOTAL ETE's</b>	0	0	0	0	0	0	0	0

1/ a) Indicate on a separate sheet, each amount expended for: 1) prior year obligation(s); 2) emergency authorization(s); 3) promised compensation/acting or detail pay  
b) Info from previous AS400 and GFMS and CIP Division's Account Spreadsheets were used to determine the amounts reflected.  
c) Info from CIP Division's Account Spreadsheets were used to determine the amounts reflected. Pending Rollover/Carryover of Account to FY 2026.

Note that the Legislature has taken steps to ensure that any protected personal identifying information has been redacted or excluded in whole or in part in order to protect the privacy of any individual(s) whose information has been included as part of this transmittal.

OFB/Departmental Funding/Expenditure Fact Sheet  
(SPECIAL FUND - DPW BUILDING & DESIGN FUND)

Department/Agency: Department of Public Works  
Division/Program: Capital Improvement Projects - Building Permits & Inspection Section  
AS400 Account No: [REDACTED]  
GFMS Account No: [REDACTED]

*ms  
BLL*

Department/Agency Head Certification as to the accuracy of information contained herein: Vincent P. Arriola, Director Director Name (Print)		✓ 02 FEB 2026 Date
Signature		

AS400 Account Code	Appropriation Classification	As of September 30, 2025							As of December 31, 2025										
		FY 2025							FY 2026										
		A	B	C	D	E	F	G	H	I	J	K	L	M	N	O	P	Q	
		FY 2025 Appropriations	FY 2024 Authorized Lapse Carried Over/Continued into FY 2025 P.L. 31-233-7	FY 2025 Governor's Transfer +/-	Total FY 2025 Spending Authorized (A)+(B)+(C)	FY 2025 Total Expenditures	FY 2025 Total Encumbrances	FY 2025 Available Projected Balance (D)-(E)-(F)	FY 2025 Appropriations	FY 2025 Authorized Lapse Carried Over/Continued into FY 2026 P.L. 31-233-7	FY 2026 Governor's Transfer +/-	Total FY 2026 Spending Authorized (G)+(H)+(I)	FY 2026 YTD Allotment	FY 2026 YTD Expenditures 1/	FY 2026 YTD Encumbrances 1/	FY 2026 Projected Expenditures	FY 2025 Total Expenditures/Encumbrances (M)+(N)+(O)	FY 2025 Available Projected Balance (R)-(P)	
<b>PERSONNEL SERVICES</b>																			
111	Regular Salaries/Increments	-	(510.00)	510.00	-	-	-	-	-	-	-	-	-	-	-	-	-	-	-
112	Overtime/Special Pay	-	-	-	-	-	-	-	-	-	-	-	-	-	-	-	-	-	-
113	Benefits	-	8,043.91	(8,043.91)	-	-	-	-	-	-	-	-	-	-	-	-	-	-	-
	<b>TOTAL PERSONNEL SERVICES</b>	\$ -	\$ 7,533.91	\$ (7,533.91)	\$ -	\$ -	\$ -	\$ -	\$ -	\$ -	\$ -	\$ -	\$ -	\$ -	\$ -	\$ -	\$ -	\$ -	\$ -
<b>OPERATIONS</b>																			
220	Travel- Off-Island/Local Mileage Reimbursements	-	-	-	-	-	-	-	-	-	-	-	-	-	-	-	-	-	-
230	Contractual Services:	-	4,159.07	-	4,159.07	-	-	4,159.07	-	4,159.07	-	4,159.07	4,159.07	-	-	-	4,159.07	4,159.07	-
233	Office Space Rental:	-	-	-	-	-	-	-	-	-	-	-	-	-	-	-	-	-	-
240	Supplies & Materials:	-	-	-	-	-	-	-	-	-	-	-	-	-	-	-	-	-	-
250	Equipment:	-	-	-	-	-	-	-	-	-	-	-	-	-	-	-	-	-	-
270	Worker's Compensation	-	-	-	-	-	-	-	-	-	-	-	-	-	-	-	-	-	-
271	Drug Testing Charges	-	320.00	-	320.00	-	-	320.00	-	320.00	-	320.00	320.00	-	-	-	320.00	320.00	-
280	Sub-Recipient/Subgrant:	-	-	-	-	-	-	-	-	-	-	-	-	-	-	-	-	-	-
290	Miscellaneous:	-	-	-	-	-	-	-	-	-	-	-	-	-	-	-	-	-	-
	<b>TOTAL OPERATIONS</b>	\$ -	\$ 4,479.07	\$ -	\$ 4,479.07	\$ -	\$ -	\$ 4,479.07	\$ -	\$ 4,479.07	\$ -	\$ 4,479.07	\$ 4,479.07	\$ -	\$ -	\$ -	\$ 4,479.07	\$ 4,479.07	\$ -
<b>UTILITIES</b>																			
361	Power	-	(455.10)	7,533.91	7,078.81	-	-	7,078.81	-	7,078.81	-	7,078.81	7,078.81	-	-	-	7,078.81	7,078.81	-
362	Water/Sewer	-	-	-	-	-	-	-	-	-	-	-	-	-	-	-	-	-	-
363	Telephone/Toll	-	-	-	-	-	-	-	-	-	-	-	-	-	-	-	-	-	-
	<b>TOTAL UTILITIES</b>	\$ -	\$ (455.10)	\$ 7,533.91	\$ 7,078.81	\$ -	\$ -	\$ 7,078.81	\$ -	\$ 7,078.81	\$ -	\$ 7,078.81	\$ 7,078.81	\$ -	\$ -	\$ -	\$ 7,078.81	\$ 7,078.81	\$ -
701	<b>INDIRECT COST</b>	-	-	-	-	-	-	-	-	-	-	-	-	-	-	-	-	-	-
450	<b>CAPITAL OUTLAY</b>	-	-	-	-	-	-	-	-	-	-	-	-	-	-	-	-	-	-
	<b>TOTAL</b>	\$ -	\$ 11,557.88	\$ -	\$ 11,557.88	\$ -	\$ -	\$ 11,557.88	\$ -	\$ 11,557.88	\$ -	\$ 11,557.88	\$ 11,557.88	\$ -	\$ -	\$ -	\$ 11,557.88	\$ 11,557.88	\$ -
<b>FULL TIME EQUIVALENCIES (FTE'S)</b>																			
		As of September 30, 2025											As of December 31, 2025						
		UNCLASSIFIED	CLASSIFIED	CONTRACT	OTHER (LTA)					UNCLASSIFIED	CLASSIFIED	CONTRACT	OTHER (LTA)						
Filled/Warm Bodies		0	0	0	0					0	0	0	0						
Vacant (Funded)		0	0	0	0					0	0	0	0						
<b>TOTAL</b>		0	0	0	0					0	0	0	0						

1) Indicate on a separate sheet, each amount expended for: 1) prior year obligation(s); 2) emergency authorization(s); 3) promised compensation/contract or detail pay  
b) Info from previous AS400 and GFMS and CIP Division's Account Spreadsheets were used to determine the amounts reflected.  
c) Info from CIP Division's Account Spreadsheets were used to determine the amounts reflected. Pending Rollover/Carryover of Account to FY2026.

Note that the Legislature has taken steps to ensure that any protected personal identifying information has been redacted or excluded in whole or in part in order to protect the privacy of any individual(s) whose information has been included as part of this transmittal.

OFB/Departmental Funding/Expenditure Fact Sheet  
(SPECIAL FUND - DPW BUILDING & DESIGN FUND)

Department/Agency: Department of Public Works  
Division/Program: Capital Improvement Projects - Building Permits & Inspection Section  
AS400 Account No: [REDACTED]  
GFMS Account No: [REDACTED]

Department/Agency Head Certification  
as to the accuracy of information contained herein:  
Vincent P. Patricia, Director  
Director Name (Print) **02 FEB 2026**  
Date  
Signature *V.P. Patricia*

AS400 Account Code	Appropriation Classification	As of September 30, 2025							As of December 31, 2025										
		FY 2025							FY 2026										
		A	B	C	D	E	F	G	H	I	J	K	L	M	N	O	P	Q	
		FY 2025 Appropriations	FY 2024 Authorized Lapse Carried Over/ Continued into FY 2025 21GCA066(PL33-66)	FY 2025 Governor's Transfer +/-	Total FY 2025 Spending Authorized (A)+(B)+(C)	FY 2025 Total Expenditures	FY 2025 Total Encumbrances	FY 2025 Available Projected Balance (D)-(E)-(F)	FY 2026 Appropriations	FY 2026 Authorized Lapse Carried Over/ Continued into FY 2026 21GCA066(PL33-66)	FY 2026 Governor's Transfer +/-	Total FY 2026 Spending Authorized (G)+(H)+(I)	FY 2026 YTD Allotment	FY 2026 YTD Expenditures 1/	FY 2026 YTD Encumbrances 1/	FY 2026 Projected Expenditures	FY 2025 Total Expenditures/ Encumbrances (M)+(N)+(O)	FY 2026 Available Projected Balance (K)-(P)	
	<b>PERSONNEL SERVICES</b>																		
111	Regular Salaries/Increments	-	571.62	-	571.62	-	-	571.62	-	571.62	-	571.62	571.62	-	-	-	571.62	571.62	-
112	Overtime/Special Pay	-	0.96	-	0.96	-	-	0.96	-	0.96	-	0.96	0.96	-	-	-	0.96	0.96	-
113	Benefits	-	15,547.80	-	15,547.80	-	-	15,547.80	-	15,547.80	-	15,547.80	15,547.80	-	-	-	15,547.80	15,547.80	-
	<b>TOTAL PERSONNEL SERVICES</b>	\$ -	\$ 16,120.38	\$ -	\$ 16,120.38	\$ -	\$ -	\$ 16,120.38	\$ -	\$ 16,120.38	\$ -	\$ 16,120.38	\$ 16,120.38	\$ -	\$ -	\$ -	\$ 16,120.38	\$ 16,120.38	\$ -
	<b>OPERATIONS</b>																		
220	Travel- Off-Island/Local Mileage Reimbursements	-	-	-	-	-	-	-	-	-	-	-	-	-	-	-	-	-	-
230	Contractual Services:	-	5,391.18	-	5,391.18	-	-	5,391.18	-	5,391.18	-	5,391.18	5,391.18	-	-	-	5,391.18	5,391.18	-
233	Office Space Rental:	-	-	-	-	-	-	-	-	-	-	-	-	-	-	-	-	-	-
240	Supplies & Materials:	-	850.00	-	850.00	-	-	850.00	-	850.00	-	850.00	850.00	-	-	-	850.00	850.00	-
250	Equipment:	-	4,743.10	-	4,743.10	1,740.00	-	3,003.10	-	3,003.10	-	3,003.10	3,003.10	-	-	-	3,003.10	3,003.10	-
270	Worker's Compensation	-	-	-	-	-	-	-	-	-	-	-	-	-	-	-	-	-	-
271	Drug Testing Charges	-	-	-	-	-	-	-	-	-	-	-	-	-	-	-	-	-	-
280	Sub-Recipient/Subgrant:	-	-	-	-	-	-	-	-	-	-	-	-	-	-	-	-	-	-
290	Miscellaneous:	-	-	-	-	-	-	-	-	-	-	-	-	-	-	-	-	-	-
	<b>TOTAL OPERATIONS</b>	\$ -	\$ 10,984.28	\$ -	\$ 10,984.28	\$ 1,740.00	\$ -	\$ 9,244.28	\$ -	\$ 9,244.28	\$ -	\$ 9,244.28	\$ 9,244.28	\$ -	\$ -	\$ -	\$ 9,244.28	\$ 9,244.28	\$ -
	<b>UTILITIES</b>																		
361	Power	-	-	-	-	-	-	-	-	-	-	-	-	-	-	-	-	-	-
362	Water/Sewer	-	-	-	-	-	-	-	-	-	-	-	-	-	-	-	-	-	-
363	Telephone/Toll	-	-	-	-	-	-	-	-	-	-	-	-	-	-	-	-	-	-
	<b>TOTAL UTILITIES</b>	\$ -	\$ -	\$ -	\$ -	\$ -	\$ -	\$ -	\$ -	\$ -	\$ -	\$ -	\$ -	\$ -	\$ -	\$ -	\$ -	\$ -	\$ -
701	<b>INDIRECT COSTS</b>	-	-	-	-	-	-	-	-	-	-	-	-	-	-	-	-	-	-
450	<b>CAPITAL OUTLAY</b>	-	-	-	-	-	-	-	-	-	-	-	-	-	-	-	-	-	-
	<b>TOTAL</b>	\$ -	\$ 27,104.66	\$ -	\$ 27,104.66	\$ 1,740.00	\$ -	\$ 25,364.66	\$ -	\$ 25,364.66	\$ -	\$ 25,364.66	\$ 25,364.66	\$ -	\$ -	\$ -	\$ 25,364.66	\$ 25,364.66	\$ -

FULL TIME EQUIVALENT (FTE'S)	As of September 30, 2025				As of December 31, 2025			
	UNCLASSIFIED	CLASSIFIED	CONTRACT	OTHER (LTA)	UNCLASSIFIED	CLASSIFIED	CONTRACT	OTHER (LTA)
Filled/Warm Bodies	0	0	0	0	0	0	0	0
Vacant (Funded)	0	0	0	0	0	0	0	0
<b>TOTAL FTE'S</b>	0	0	0	0	0	0	0	0

1/ a) Indicate on a separate sheet, each amount expended for: 1) prior year obligation(s); 2) emergency authorization(s); 3) promised compensation in excess of detail pay  
b) Info from previous AS400 and GFMS and CIP Division's Account Spreadsheets were used to determine the amounts reflected.  
c) Info from CIP Division's Account Spreadsheets were used to determine the amounts reflected. Pending Roll-over/Carryover of Account to FY2028.

Note that the Legislature has taken steps to ensure that any protected personal identifying information has been redacted or excluded in whole or in part in order to protect the privacy of any individual(s) whose information has been included as part of this transmittal.

OFB/Departmental Funding/Expenditure Fact Sheet  
(SPECIAL FUND - DPW BUILDING & DESIGN FUND)

Department/Agency: Department of Public Works  
Division/Program: Capital Improvement Projects - Building Permits & Inspection Section  
AS400 Account No: [REDACTED]  
GFMS Account No: [REDACTED]

Department/Agency Head Certification  
as to the accuracy of information contained herein:  
Vince P. Ariola, Director  
Director Name (Print)  
Signature: *V. Ariola*  
Date: 02 FEB 2026

		As of September 30 2025							As of December 31, 2025									
		FY 2025							FY 2026									
AS400 Account Code	Appropriation Classification	A	B	C	D	E	F	G	H	I	J	K	L	M	N	O	P	Q
		FY 2025 Appropriations	FY 2024 Authorized Lapse Carried Over/ Continued into FY 2025 P.L. 31-233	FY 2025 Governor's Transfer +/-	Total FY 2025 Spending Authorized (A)+(B)+(C)	FY 2025 Total Expenditures	FY 2025 Total Encumbrances	FY 2025 Available Projected Balance (D)-(E)-(F)	FY 2026 Appropriations	FY 2025 Authorized Lapse Carried Over/ Continued into FY 2026 P.L. 31-233	FY 2026 Governor's Transfer +/-	Total FY 2026 Spending Authorized (G)+(H)+(I)	FY 2026 YTD Allotment	FY 2026 YTD Expenditures 1/	FY 2026 YTD Encumbrances 1/	FY 2026 Projected Expenditures	FY 2026 Total Expenditures/ Encumbrances (M)+(N)+(O)	FY 2026 Available Projected Balance (K)-(P)
<b>PERSONNEL SERVICES</b>																		
111	Regular Salaries/Increments	-	1,868.14	-	1,868.14	1,864.92	-	3.22	-	3.22	-	3.22	3.22	-	-	3.22	3.22	-
112	Overtime/Special Pay	-	-	-	-	-	-	-	-	-	-	-	-	-	-	-	-	-
113	Benefits	-	15,662.82	-	15,662.82	987.00	-	14,695.82	-	14,695.82	-	14,695.82	14,695.82	-	-	14,695.82	14,695.82	-
	<b>TOTAL PERSONNEL SERVICES</b>	\$ -	\$ 17,530.96	\$ -	\$ 17,530.96	\$ 2,831.92	\$ -	\$ 14,699.04	\$ -	\$ 14,699.04	\$ -	\$ 14,699.04	\$ 14,699.04	\$ -	\$ -	\$ 14,699.04	\$ 14,699.04	\$ -
<b>OPERATIONS</b>																		
220	Travel- Off-Island/Local Mileage Reimbursement	-	-	-	-	-	-	-	-	-	-	-	-	-	-	-	-	-
230	Contractual Services:	-	10,752.87	-	10,752.87	-	-	10,752.87	-	10,752.87	-	10,752.87	10,752.87	-	-	10,752.87	10,752.87	-
233	Office Space Rental:	-	-	-	-	-	-	-	-	-	-	-	-	-	-	-	-	-
240	Supplies & Materials:	-	-	-	-	-	-	-	-	-	-	-	-	-	-	-	-	-
250	Equipment:	-	-	-	-	-	-	-	-	-	-	-	-	-	-	-	-	-
270	Worker's Compensation	-	-	-	-	-	-	-	-	-	-	-	-	-	-	-	-	-
271	Drug Testing Charges	-	-	-	-	-	-	-	-	-	-	-	-	-	-	-	-	-
280	Sub-Recipient/Subgrant:	-	-	-	-	-	-	-	-	-	-	-	-	-	-	-	-	-
290	Miscellaneous:	-	-	-	-	-	-	-	-	-	-	-	-	-	-	-	-	-
	<b>TOTAL OPERATIONS</b>	\$ -	\$ 10,752.87	\$ -	\$ 10,752.87	\$ -	\$ -	\$ 10,752.87	\$ -	\$ 10,752.87	\$ -	\$ 10,752.87	\$ 10,752.87	\$ -	\$ -	\$ 10,752.87	\$ 10,752.87	\$ -
<b>UTILITIES</b>																		
361	Power	-	-	-	-	-	-	-	-	-	-	-	-	-	-	-	-	-
362	Water/Sewer	-	-	-	-	-	-	-	-	-	-	-	-	-	-	-	-	-
363	Telephone/Toll	-	-	-	-	-	-	-	-	-	-	-	-	-	-	-	-	-
	<b>TOTAL UTILITIES</b>	\$ -	\$ -	\$ -	\$ -	\$ -	\$ -	\$ -	\$ -	\$ -	\$ -	\$ -	\$ -	\$ -	\$ -	\$ -	\$ -	\$ -
701	<b>INDIRECT COST</b>	-	-	-	-	-	-	-	-	-	-	-	-	-	-	-	-	-
450	<b>CAPITAL OUTLAY</b>	-	-	-	-	-	-	-	-	-	-	-	-	-	-	-	-	-
	<b>TOTAL</b>	\$ -	\$ 28,283.83	\$ -	\$ 28,283.83	\$ 2,831.92	\$ -	\$ 25,451.91	\$ -	\$ 25,451.91	\$ -	\$ 25,451.91	\$ 25,451.91	\$ -	\$ -	\$ 25,451.91	\$ 25,451.91	\$ -

		As of September 30 2025				As of December 31, 2025			
<b>ADDITIONAL EQUIVALENCIES (ITE's)</b>		UNCLASSIFIED	CLASSIFIED	CONTRACT	OTHER (LTA)	UNCLASSIFIED	CLASSIFIED	CONTRACT	OTHER (LTA)
	Filled/Warm Bodies	-	-	-	-	-	2.00	-	-
	Vacant (Funded)	-	-	-	-	-	-	-	-
	<b>TOTAL ITE's</b>	-	-	-	-	-	2.00	-	-

1/ a) Indicate on a separate sheet, each amount expended for: 1) prior year obligation(s); 2) emergency authorization(s); 3) promised compensation/acting or detail pay  
b) info from previous AS400 and GFMS and CIP Division's Account Spreadsheets were used to determine the amounts reflected  
c) info from CIP Division's Account Spreadsheets were used to determine the amounts reflected. Pending Rollover/Carryover of Account to FY 2025.

Note that the Legislature has taken steps to ensure that any protected personal identifying information has been redacted or excluded in whole or in part in order to protect the privacy of any individual(s) whose information has been included as part of this transmittal.

OFB/Departmental Funding/Expenditure Fact Sheet  
(SPECIAL FUND - DPW BUILDING & DESIGN FUND)

Department/Agency: Department of Public Works  
Division/Program: Capital Improvement Projects - Building Permits & Inspection Section  
AS400 Account No: [REDACTED]  
GFMIS Account No: [REDACTED]

Department/Agency Head Certification  
as to the accuracy of information contained herein:  
Vincent P. Arriola, Director  
Director Name (Print)  
[Signature] 2 FEB 2026  
Date

AS400 Account Code	Appropriation Classification	As of September 30 2025							As of December 31, 2025									
		FY 2025							FY 2026									
		A	B	C	D	E	F	G	H	I	J	K	L	M	N	O	P	Q
		FY 2025 Appropriations	FY 2024 Authorized Lapse Carried Over/ Continued into FY 2025 (P.L. 31-233)	FY 2025 Governor's Transfer +/-	Total FY 2025 Spending Authorized (A)+(B)+(C)	FY 2025 Total Expenditures	FY 2025 Total Encumbrances	FY 2025 Available Projected Balance (D)-(E)-(F)	FY 2026 Appropriations	FY 2025 Authorized Lapse Carried Over/ Continued into FY 2026 (P.L.31-233)	FY 2026 Governor's Transfer +/-	Total FY 2026 Spending Authorized (G)+(H)+(I)	FY 2026 YTD Allotment	FY 2026 YTD Expenditures 1/	FY 2026 YTD Encumbrances 1/	FY 2026 Projected Expenditures	FY 2026 Total Expenditures/ Encumbrances (M)+(N)+(O)	FY 2026 Available Projected Balance (K)-(P)
<b>PERSONNEL SERVICES</b>																		
111	Regular Salaries/Increments	-	(26,180.37)	-	(26,180.37)	-	-	(26,180.37)	-	(26,180.37)	-	(26,180.37)	(26,180.37)	-	-	-	-	(26,180.37)
112	Overtime/Special Pay	-	-	-	-	-	-	-	-	-	-	-	-	-	-	-	-	-
113	Benefits	-	(16,769.69)	-	(16,769.69)	-	-	(16,769.69)	-	(16,769.69)	-	(16,769.69)	(16,769.69)	-	-	-	-	(16,769.69)
	<b>TOTAL PERSONNEL SERVICES</b>	\$ -	\$ (42,950.06)	\$ -	\$ (42,950.06)	\$ -	\$ -	\$ (42,950.06)	\$ -	\$ (42,950.06)	\$ -	\$ (42,950.06)	\$ (42,950.06)	\$ -	\$ -	\$ -	\$ -	\$ (42,950.06)
<b>OPERATIONS</b>																		
220	Travel- Off-Island/Local Mileage Reimburseme	-	-	-	-	-	-	-	-	-	-	-	-	-	-	-	-	-
230	Contractual Services:	-	14,607.02	-	14,607.02	475.39	-	14,131.63	-	14,131.63	-	14,131.63	14,131.63	-	-	14,131.63	14,131.63	-
233	Office Space Rental:	-	-	-	-	-	-	-	-	-	-	-	-	-	-	-	-	-
240	Supplies & Materials:	-	(1,550.74)	-	(1,550.74)	-	-	(1,550.74)	-	(1,550.74)	-	(1,550.74)	(1,550.74)	-	-	-	-	(1,550.74)
250	Equipment:	-	-	-	-	-	-	-	-	-	-	-	-	-	-	-	-	-
270	Worker's Compensation	-	-	-	-	-	-	-	-	-	-	-	-	-	-	-	-	-
271	Drug Testing Charges	-	720.00	-	720.00	-	-	720.00	-	720.00	-	720.00	720.00	-	-	720.00	720.00	-
280	Sub-Recipient/Subgrant:	-	-	-	-	-	-	-	-	-	-	-	-	-	-	-	-	-
290	Miscellaneous:	-	-	-	-	-	-	-	-	-	-	-	-	-	-	-	-	-
	<b>TOTAL OPERATIONS</b>	\$ -	\$ 13,776.28	\$ -	\$ 13,776.28	\$ 475.39	\$ -	\$ 13,300.89	\$ -	\$ 13,300.89	\$ -	\$ 13,300.89	\$ 13,300.89	\$ -	\$ -	\$ 14,851.63	\$ 14,851.63	\$ (1,550.74)
<b>UTILITIES</b>																		
361	Power	-	10,688.69	-	10,688.69	-	-	10,688.69	-	10,688.69	-	10,688.69	10,688.69	-	-	10,688.69	10,688.69	-
362	Water/Sewer	-	-	-	-	-	-	-	-	-	-	-	-	-	-	-	-	-
363	Telephone/Toll	-	-	-	-	-	-	-	-	-	-	-	-	-	-	-	-	-
	<b>TOTAL UTILITIES</b>	\$ -	\$ 10,688.69	\$ -	\$ 10,688.69	\$ -	\$ -	\$ 10,688.69	\$ -	\$ 10,688.69	\$ -	\$ 10,688.69	\$ 10,688.69	\$ -	\$ -	\$ 10,688.69	\$ 10,688.69	\$ -
701	<b>INDIRECT COST</b>	-	-	-	-	-	-	-	-	-	-	-	-	-	-	-	-	-
450	<b>CAPITAL OUTLAY</b>	-	-	-	-	-	-	-	-	-	-	-	-	-	-	-	-	-
	<b>TOTAL</b>	\$ -	\$ (18,485.09)	\$ -	\$ (18,485.09)	\$ 475.39	\$ -	\$ (18,960.48)	\$ -	\$ (18,960.48)	\$ -	\$ (18,960.48)	\$ (18,960.48)	\$ -	\$ -	\$ 25,540.32	\$ 25,540.32	\$ (44,500.80)

FULL TIME EQUIVALENCIES (FTE's)	As of September 30 2025				As of December 31, 2025			
	UNCLASSIFIED	CLASSIFIED	CONTRACT	OTHER (LTA)	UNCLASSIFIED	CLASSIFIED	CONTRACT	OTHER (LTA)
Filled/Warm Bodies	0	0	0	0	0	0	0	0
Vacant (Funded)	0	0	0	0	0	0	0	0
<b>TOTAL FTE's</b>	0	0	0	0	0	0	0	0

1/ a) Indicate on a separate sheet, each amount expended for: 1) prior year obligation(s); 2) emergency authorization(s); 3) promised compensation/acting or detail pay  
b) Info from previous AS400 and GFMIS and CIP Division's Account Spreadsheets were used to determine the amounts reflected.  
c) Info from CIP Division's Account Spreadsheets were used to determine the amounts reflected. Pending Rollover/Carryover of Account to FY2026.

Note that the Legislature has taken steps to ensure that any protected personal identifying information has been redacted or excluded in whole or in part in order to protect the privacy of any individual(s) whose information has been included as part of this transmittal.

OFB/Departmental Funding/Expenditure Fact Sheet  
(SPECIAL FUND - DPW BUILDING & DESIGN FUND)

Department/Agency: Department of Public Works  
Division/Program: Capital Improvement Projects - Building Permits & Inspection Section  
GFMS Account No: [REDACTED]

Department/Agency Head Certification  
as to the accuracy of information contained herein:  
Vincent P. Arrigo, Director  
Director Name (Print)  
Signature: [Signature] Date: 02 FEB 2026

AS400 Account Code	Appropriation Classification	As of September 30 2025							As of December 31, 2025									
		FY 2025							FY 2026									
		A	B	C	D	E	F	G	H	I	J	K	L	M	N	O	P	Q
		FY 2025 Appropriations	FY 2024 Authorized Lapse Carried Over/Continued into FY 2025 (P.L. 31-233)	FY 2025 Governor's Transfer +/-	Total FY 2025 Spending Authorized (A)+(B)+(C)	FY 2025 Total Expenditures	FY 2025 Total Encumbrances	FY 2025 Available Projected Balance (D)-(E)-(F)	FY 2026 Appropriations	FY 2025 Authorized Lapse Carried Over/Continued into FY 2026 (P.L. 31-233)	FY 2026 Governor's Transfer +/-	Total FY 2026 Spending Authorized (G)+(H)+(I)	FY 2026 YTD Allotment	FY 2026 YTD Expenditures <sup>1/</sup>	FY 2026 YTD Encumbrances <sup>1/</sup>	FY 2026 Projected Expenditures	FY 2026 Total Expenditures/Encumbrances (M)+(N)+(O)	FY 2026 Available Projected Balance (K)-(P)
	<b>PERSONNEL SERVICES</b>																	
111	Regular Salaries/Increments	-	1,096,864.20	505,000.00	1,601,864.20	552,274.12	-	1,049,590.08	-	1,049,590.08	-	1,049,590.08	1,049,590.08	158,694.64	-	890,895.44	1,049,590.08	-
112	Overtime/Special Pay	-	-	-	-	-	-	-	-	-	-	-	-	-	-	-	-	-
113	Benefits	-	586,802.73	242,390.00	829,192.73	259,562.32	-	569,630.41	-	569,630.41	-	569,630.41	569,630.41	77,092.74	-	492,537.67	569,630.41	-
	<b>TOTAL PERSONNEL SERVICES</b>	\$ -	\$ 1,683,666.93	\$ 747,390.00	\$ 2,431,056.93	\$ 811,836.44	\$ -	\$ 1,619,220.49	\$ -	\$ 1,619,220.49	\$ -	\$ 1,619,220.49	\$ 1,619,220.49	\$ 235,787.38	\$ -	\$ 1,383,433.11	\$ 1,619,220.49	\$ -
	<b>OPERATIONS</b>																	
220	Travel- Off-Island/Local Mileage Reimburse	-	52,390.00	(52,390.00)	-	-	-	-	-	-	-	-	-	-	-	-	-	-
230	Contractual Services:	-	852,307.00	(585,000.00)	267,307.00	-	28,830.00	238,477.00	-	267,307.00	-	267,307.00	267,307.00	-	28,830.00	238,477.00	267,307.00	-
233	Office Space Rental:	-	-	-	-	-	-	-	-	-	-	-	-	-	-	-	-	-
240	Supplies & Materials:	-	139,800.00	(100,000.00)	39,800.00	-	-	39,800.00	-	39,800.00	-	39,800.00	39,800.00	-	-	39,800.00	39,800.00	-
250	Equipment:	-	50,000.00	-	50,000.00	27,015.00	-	22,985.00	-	22,985.00	-	22,985.00	22,985.00	-	-	22,985.00	22,985.00	-
270	Worker's Compensation	-	10,000.00	(10,000.00)	-	-	-	-	-	-	-	-	-	-	-	-	-	-
271	Drug Testing Charges	-	1,040.00	-	1,040.00	-	-	1,040.00	-	1,040.00	-	1,040.00	1,040.00	-	-	1,040.00	1,040.00	-
280	Sub-Recipient/Subgrant:	-	-	-	-	-	-	-	-	-	-	-	-	-	-	-	-	-
290	Miscellaneous:	-	-	-	-	-	-	-	-	-	-	-	-	-	-	-	-	-
	<b>TOTAL OPERATIONS</b>	\$ -	\$ 1,105,537.00	\$ (747,390.00)	\$ 358,147.00	\$ 27,015.00	\$ 28,830.00	\$ 302,302.00	\$ -	\$ 331,132.00	\$ -	\$ 331,132.00	\$ 331,132.00	\$ -	\$ 28,830.00	\$ 302,302.00	\$ 331,132.00	\$ -
	<b>UTILITIES</b>																	
361	Power	-	35,000.00	-	35,000.00	4,287.93	-	30,712.07	-	30,712.07	-	30,712.07	30,712.07	-	-	30,712.07	30,712.07	-
362	Water/Sewer	-	-	-	-	-	-	-	-	-	-	-	-	-	-	-	-	-
363	Telephone/Toll	-	25,000.00	-	25,000.00	1,966.76	-	23,033.24	-	23,033.24	-	23,033.24	23,033.24	-	-	23,033.24	23,033.24	-
	<b>TOTAL UTILITIES</b>	\$ -	\$ 60,000.00	\$ -	\$ 60,000.00	\$ 6,254.69	\$ -	\$ 53,745.31	\$ -	\$ 53,745.31	\$ -	\$ 53,745.31	\$ 53,745.31	\$ -	\$ -	\$ 53,745.31	\$ 53,745.31	\$ -
701	<b>INDIRECT COST</b>	-	-	-	-	-	-	-	-	-	-	-	-	-	-	-	-	-
450	<b>CAPITAL OUTLAY</b>	-	210,000.00	-	210,000.00	-	-	210,000.00	-	210,000.00	-	210,000.00	210,000.00	-	-	210,000.00	210,000.00	-
	<b>TOTAL</b>	\$ -	\$ 3,059,203.93	\$ -	\$ 3,059,203.93	\$ 845,106.13	\$ 28,830.00	\$ 2,185,267.80	\$ -	\$ 2,214,097.80	\$ -	\$ 2,214,097.80	\$ 2,214,097.80	\$ 235,787.38	\$ 28,830.00	\$ 1,949,480.42	\$ 2,214,097.80	\$ -

	As of September 30 2025				As of December 31, 2025			
	UNCLASSIFIED	CLASSIFIED	CONTRACT	OTHER (LTA/TEMP)	UNCLASSIFIED	CLASSIFIED	CONTRACT	OTHER (TEMP)
<b>FULL TIME EQUIVALENCIES (FTE'S):</b>								
Filled/Warm Bodies	0	10	0	2	2	9	0	2
Vacant (Funded)	0	10	0	0	0	14	0	0
<b>TOTAL FTE'S</b>	0	20	0	2	2	23	0	2

If a) Indicate on a separate sheet, each amount expended for: 1) prior year obligation(s); 2) emergency authorization(s); 3) promised compensation/acting or detail pay  
b) Info from previous AS400 and GFMS and CIP Division's Account Spreadsheets were used to determine the amounts reflected.  
c) Info from CIP Division's Account Spreadsheets were used to determine the amounts reflected. Pending Rollover/Carryover of Account to FY2026.

Note that the Legislature has taken steps to ensure that any protected personal identifying information has been redacted or excluded in whole or in part in order to protect the privacy of any individual(s) whose information has been included as part of this transmittal.

OFB/Departmental Funding/Expenditure Fact Sheet  
(SPECIAL FUND - DPW BUILDING & DESIGN FUND)

Department/Agency: Department of Public Works  
Division/Program: Capital Improvement Projects - Building Permits & Inspection Section  
GFMS Account No: [REDACTED]

Department/Agency Head Certification  
as to the accuracy of information contained herein:  
Vincent P. Arriola, Director  
(Director Name (Print))  
10 2 FEB 2026  
Date

AS400 Account Code	Appropriation Classification	As of September 30 2025							As of December 31, 2025										
		FY 2025							FY 2026										
		A	B	C	D	E	F	G	H	I	J	K	L	M	N	O	P	Q	
		FY 2025 Appropriations	FY 2024 Authorized Lapse Carried Over/Continued into FY 2025 (P.L. 31-233)	FY 2025 Governor's Transfer +/-	Total FY 2025 Spending Authorized (A)+(B)+(C)	FY 2025 Total Expenditures	FY 2025 Total Encumbrances	FY 2025 Available Projected Balance (D)-(E)-(F)	FY 2026 Appropriations	FY 2025 Authorized Lapse Carried Over/Continued into FY 2026 (P.L.31-233)	FY 2026 Governor's Transfer +/-	Total FY 2026 Spending Authorized (G)+(H)+(I)	FY 2026 YTD Allotment	FY 2026 YTD Expenditures 1/	FY 2026 YTD Encumbrances 1/	FY 2026 Projected Expenditures	FY 2026 Total Expenditures/Encumbrances (M)+(N)+(O)	FY 2026 Available Projected Balance (K)-(P)	
<b>PERSONNEL SERVICES</b>																			
111	Regular Salaries/Increments	542,000.00	-	-	542,000.00	-	-	542,000.00	-	542,000.00	-	542,000.00	542,000.00	-	-	542,000.00	542,000.00	-	
112	Overtime/Special Pay	-	-	-	-	-	-	-	-	-	-	-	-	-	-	-	-	-	
113	Benefits	231,000.00	-	-	231,000.00	-	-	231,000.00	-	231,000.00	-	231,000.00	231,000.00	-	-	231,000.00	231,000.00	-	
	<b>TOTAL PERSONNEL SERVICES</b>	<b>\$ 773,000.00</b>	<b>\$ -</b>	<b>\$ -</b>	<b>\$ 773,000.00</b>	<b>\$ -</b>	<b>\$ -</b>	<b>\$ 773,000.00</b>	<b>\$ -</b>	<b>\$ 773,000.00</b>	<b>\$ -</b>	<b>\$ 773,000.00</b>	<b>\$ 773,000.00</b>	<b>\$ -</b>	<b>\$ -</b>	<b>\$ 773,000.00</b>	<b>\$ 773,000.00</b>	<b>\$ -</b>	
<b>OPERATIONS</b>																			
220	Travel- Off-Island/Local Mileage Reimbursements	-	-	-	-	-	-	-	-	-	-	-	-	-	-	-	-	-	
230	Contractual Services:	100,000.00	-	400,000.00	500,000.00	48,800.00	354,539.00	96,661.00	-	451,200.00	-	451,200.00	451,200.00	-	354,539.00	96,661.00	451,200.00	-	
233	Office Space Rental:	-	-	-	-	-	-	-	-	-	-	-	-	-	-	-	-	-	
240	Supplies & Materials:	20,000.00	-	-	20,000.00	2,999.98	0.02	17,000.00	-	17,000.02	-	17,000.02	17,000.02	-	0.02	17,000.00	17,000.02	-	
250	Equipment:	582,000.00	-	(250,000.00)	332,000.00	-	-	332,000.00	-	332,000.00	-	332,000.00	332,000.00	-	-	332,000.00	332,000.00	-	
270	Worker's Compensation	-	-	-	-	-	-	-	-	-	-	-	-	-	-	-	-	-	
271	Drug Testing Charges	-	-	-	-	-	-	-	-	-	-	-	-	-	-	-	-	-	
280	Sub-Recipient/Subgrant:	-	-	-	-	-	-	-	-	-	-	-	-	-	-	-	-	-	
290	Miscellaneous:	-	-	-	-	-	-	-	-	-	-	-	-	-	-	-	-	-	
	<b>TOTAL OPERATIONS</b>	<b>\$ 702,000.00</b>	<b>\$ -</b>	<b>\$ 150,000.00</b>	<b>\$ 852,000.00</b>	<b>\$ 51,799.98</b>	<b>\$ 354,539.02</b>	<b>\$ 445,661.00</b>	<b>\$ -</b>	<b>\$ 800,200.02</b>	<b>\$ -</b>	<b>\$ 800,200.02</b>	<b>\$ 800,200.02</b>	<b>\$ -</b>	<b>\$ 354,539.02</b>	<b>\$ 445,661.00</b>	<b>\$ 800,200.02</b>	<b>\$ -</b>	
<b>UTILITIES</b>																			
361	Power	20,000.00	-	-	20,000.00	5,370.78	-	14,629.22	-	14,629.22	-	14,629.22	14,629.22	-	-	14,629.22	14,629.22	-	
362	Water/Sewer	-	-	-	-	-	-	-	-	-	-	-	-	-	-	-	-	-	
363	Telephone/Toll	5,000.00	-	-	5,000.00	454.00	-	4,546.00	-	4,546.00	-	4,546.00	4,546.00	-	-	4,546.00	4,546.00	-	
	<b>TOTAL UTILITIES</b>	<b>\$ 25,000.00</b>	<b>\$ -</b>	<b>\$ -</b>	<b>\$ 25,000.00</b>	<b>\$ 5,824.78</b>	<b>\$ -</b>	<b>\$ 19,175.22</b>	<b>\$ -</b>	<b>\$ 19,175.22</b>	<b>\$ -</b>	<b>\$ 19,175.22</b>	<b>\$ 19,175.22</b>	<b>\$ -</b>	<b>\$ -</b>	<b>\$ 19,175.22</b>	<b>\$ 19,175.22</b>	<b>\$ -</b>	
701	<b>INDIRECT COST</b>	-	-	-	-	-	-	-	-	-	-	-	-	-	-	-	-	-	
450	<b>CAPITAL OUTLAY</b>	500,000.00	-	(150,000.00)	350,000.00	-	136,340.00	213,660.00	-	350,000.00	-	350,000.00	350,000.00	-	136,400.00	213,600.00	350,000.00	-	
	<b>TOTAL</b>	<b>\$ 2,000,000.00</b>	<b>\$ -</b>	<b>\$ -</b>	<b>\$ 2,000,000.00</b>	<b>\$ 57,624.76</b>	<b>\$ 490,879.02</b>	<b>\$ 1,451,496.22</b>	<b>\$ -</b>	<b>\$ 1,942,375.24</b>	<b>\$ -</b>	<b>\$ 1,942,375.24</b>	<b>\$ 1,942,375.24</b>	<b>\$ -</b>	<b>\$ 490,939.02</b>	<b>\$ 1,451,436.22</b>	<b>\$ 1,942,375.24</b>	<b>\$ -</b>	

BUILDING EQUIV. (FTE'S)	As of September 30 2025				As of December 31, 2025			
	UNCLASSIFIED	CLASSIFIED	CONTRACT	OTHER (LTA/TEMP)	UNCLASSIFIED	CLASSIFIED	CONTRACT	OTHER (TEMP)
Filled/Warm Bodies	0	10	0	2	2	9	0	2
Vacant (Funded)	0	11	0	0	0	15	0	0
<b>TOTAL FTE'S</b>	<b>0</b>	<b>21</b>	<b>0</b>	<b>2</b>	<b>2</b>	<b>24</b>	<b>0</b>	<b>2</b>

1/ a) Indicate on a separate sheet, each amount expended for: 1) prior year obligation(s); 2) emergency authorization(s); 3) promised compensation/acting or detail pay  
b) Info from previous AS400 and GFMS and CIP Division's Account Spreadsheets were used to determine the amounts reflected.  
c) Info from CIP Division's Account Spreadsheets were used to determine the amounts reflected. Pending Rollover/Carryover of Account to FY2026.

Note that the Legislature has taken steps to ensure that any protected personal information has been redacted or excluded in whole or in part in order to protect the privacy of any individual(s) whose information has been included as part of this transmittal.

OFB/Departmental Funding/Expenditure Fact Sheet  
(SPECIAL FUND - DPW BUILDING & DESIGN FUND)

Department/Agency: Department of Public Works  
Division/Program: Capital Improvement Projects - Building Permits & Inspection Section  
GFMS Account No: [REDACTED]

Department/Agency Head Certification  
as to the accuracy of information contained herein:  
Vincent P. Arriola, Director  
Director Name (Print)  
Signature: *[Handwritten Signature]*  
Date: 2 FEB 2026

AS400 Account Code	Appropriation Classification	As of September 30, 2025							As of December 31, 2025										
		FY 2025							FY 2026										
		A	B	C	D	E	F	G	H	I	J	K	L	M	N	O	P	Q	
		FY 2025 Appropriations	FY 2024 Authorized Lapse Carried Over/ Continued into FY 2025 (P.L. 31-233)	FY 2025 Governor's Transfer +/-	Total FY 2025 Spending Authorized (A)+(B)+(C)	FY 2025 Total Expenditures	FY 2025 Total Encumbrances	FY 2025 Available Projected Balance (D)-(E)-(F)	FY 2025 Appropriations	FY 2025 Authorized Lapse Carried Over/ Continued into FY 2026 (P.L. 31-233)	FY 2026 Governor's Transfer +/-	Total FY 2026 Spending Authorized (G)+(H)+(I)	FY 2026 YTD Allotment	FY 2026 YTD Expenditures //	FY 2026 YTD Encumbrances //	FY 2026 Projected Expenditures	FY 2026 Total Expenditures/ Encumbrances (M)+(N)+(O)	FY 2026 Available Projected Balance (Q)-(P)	
<b>PERSONNEL SERVICES</b>																			
111	Regular Salaries/Increments	-	-	-	-	-	-	-	1,595,024.00	-	-	1,595,024.00	284,065.00	-	-	1,595,024.00	1,595,024.00	-	
112	Overtime/Special Pay	-	-	-	-	-	-	-	-	-	-	-	-	-	-	-	-	-	
113	Benefits	-	-	-	-	-	-	-	872,586.00	-	-	872,586.00	219,714.00	-	-	872,586.00	872,586.00	-	
	<b>TOTAL PERSONNEL SERVICES</b>	\$ -	\$ -	\$ -	\$ -	\$ -	\$ -	\$ -	\$ 2,467,610.00	\$ -	\$ -	\$ 2,467,610.00	\$ 503,779.00	\$ -	\$ -	\$ 2,467,610.00	\$ 2,467,610.00	\$ -	
<b>OPERATIONS</b>																			
220	Travel-Off-Island/Local Mileage Reimbursements	-	-	-	-	-	-	-	-	-	-	-	-	-	-	-	-	-	
230	Contractual Services:	-	-	-	-	-	-	-	82,380.00	-	-	82,380.00	82,380.00	-	-	82,380.00	82,380.00	-	
233	Office Space Rental:	-	-	-	-	-	-	-	-	-	-	-	-	-	-	-	-	-	
240	Supplies & Materials:	-	-	-	-	-	-	-	39,800.00	-	-	39,800.00	39,800.00	-	-	39,800.00	39,800.00	-	
250	Equipment:	-	-	-	-	-	-	-	35,400.00	-	-	35,400.00	35,400.00	-	-	35,400.00	35,400.00	-	
270	Worker's Compensation	-	-	-	-	-	-	-	-	-	-	-	-	-	-	-	-	-	
271	Drug Testing Charges	-	-	-	-	-	-	-	560.00	-	-	560.00	560.00	-	-	560.00	560.00	-	
280	Sub-Recipient/Subgrant:	-	-	-	-	-	-	-	-	-	-	-	-	-	-	-	-	-	
290	Miscellaneous:	-	-	-	-	-	-	-	-	-	-	-	-	-	-	-	-	-	
	<b>TOTAL OPERATIONS</b>	\$ -	\$ -	\$ -	\$ -	\$ -	\$ -	\$ -	\$ 158,140.00	\$ -	\$ -	\$ 158,140.00	\$ 158,140.00	\$ -	\$ -	\$ 158,140.00	\$ 158,140.00	\$ -	
<b>UTILITIES</b>																			
361	Power	-	-	-	-	-	-	-	25,000.00	-	-	25,000.00	25,000.00	-	-	25,000.00	25,000.00	-	
362	Water/Sewer	-	-	-	-	-	-	-	-	-	-	-	-	-	-	-	-	-	
363	Telephone/Toll	-	-	-	-	-	-	-	6,000.00	-	-	6,000.00	6,000.00	-	-	6,000.00	6,000.00	-	
	<b>TOTAL UTILITIES</b>	\$ -	\$ -	\$ -	\$ -	\$ -	\$ -	\$ -	\$ 31,000.00	\$ -	\$ -	\$ 31,000.00	\$ 31,000.00	\$ -	\$ -	\$ 31,000.00	\$ 31,000.00	\$ -	
701	<b>INDIRECT COST</b>	-	-	-	-	-	-	-	-	-	-	-	-	-	-	-	-	-	
450	<b>CAPITAL OUTLAY</b>	-	-	-	-	-	-	-	300,000.00	-	-	300,000.00	300,000.00	-	-	300,000.00	300,000.00	-	
	<b>TOTAL</b>	\$ -	\$ -	\$ -	\$ -	\$ -	\$ -	\$ -	\$ 2,956,750.00	\$ -	\$ -	\$ 2,956,750.00	\$ 992,919.00	\$ -	\$ -	\$ 2,956,750.00	\$ 2,956,750.00	\$ -	

	As of September 30, 2025				As of December 31, 2025			
	UNCLASSIFIED	CLASSIFIED	CONTRACT	OTHER (LT/TEMP)	UNCLASSIFIED	CLASSIFIED	CONTRACT	OTHER (LT/TEMP)
<b>POSITION REQUIRMENTS (ETC.)</b>								
Filled/Warm Bodies	0	0	0	0	2	9	0	2
Vacant (Funded)	0	0	0	0	0	14	0	0
<b>TOTAL RTBS</b>	0	0	0	0	2	23	0	2

f) a) Indicate on a separate sheet, each amount expended for: 1) prior year obligation(s); 2) emergency authorization(s); 3) promised compensation/acting or detail pay  
b) Info from previous AS400 and GFMS and CIP Division's Account Spreadsheets were used to determine the amounts reflected.

Note that the Department has taken steps to ensure that any protected personal identifying information has been redacted or excluded in whole or in part in order to protect the privacy of any individual(s) whose information has been included as part of this transmittal.

OFB/Departmental Funding/Expenditure Fact Sheet  
(SPECIAL FUND - DPW BDF - 25% BLDG PERMIT FEES SUMMARY)

Department/Agency: Department of Public Works  
Division/Program: Capital Improvement Projects - Building Permits & Inspection Section  
AS400 Account No [REDACTED]  
GFMS Account No [REDACTED]

Department/Agency Head Certification  
as to the accuracy of information contained herein:  
Vincent P. Artale, Director  
Director Name (Print)  
Signature: *V. Artale*  
Date: 02 FEB 2026

AS400 Account Code	Appropriation Classification	As of September 30, 2025							As of December 31, 2025										
		FY 2025							FY 2026										
		A	B	C	D	E	F	G	H	I	J	K	L	M	N	O	P	Q	
		FY 2025 Appropriations	FY 2024 Authorized Lapse Carried Over/Continued into FY 2025 (P.L. 33-66)	FY 2025 Governor's Transfer +/-	Total FY 2025 Spending Authorized (A)+(B)+(C)	FY 2025 Total Expenditures	FY 2025 Total Encumbrances	FY 2025 Available Projected Balance (D)-(E)-(F)	FY 2026 Appropriations	FY 2026 Authorized Lapse Carried Over/Continued into FY 2026 (P.L. 33-66)	FY 2026 Governor's Transfer +/-	Total FY 2026 Spending Authorized (J)+(K)+(L)	FY 2026 YTD Allotment	FY 2026 YTD Expenditures <sup>1)</sup>	FY 2026 YTD Encumbrances <sup>1)</sup>	FY 2026 Projected Expenditures	FY 2026 Total Expenditures/Encumbrances (M)+(N)+(O)	FY 2026 Available Projected Balance (Q)-(P)	
<b>PERSONNEL SERVICES</b>																			
111	Regular Salaries/Increments	-	2,010,188.21	-	2,010,188.21	-	-	2,010,188.21	-	2,010,188.21	-	2,010,188.21	2,010,188.21	-	-	2,021,174.67	2,021,174.67	(10,986.46)	
112	Overtime/Special Pay	-	-	-	-	-	-	-	-	-	-	-	-	-	-	-	-	-	
113	Benefits	-	735,880.63	-	735,880.63	-	-	735,880.63	-	735,880.63	-	735,880.63	735,880.63	-	-	740,214.17	740,214.17	(4,333.54)	
	<b>TOTAL PERSONNEL SERVICES</b>	\$ -	\$ 2,746,068.84	\$ -	\$ 2,746,068.84	\$ -	\$ -	\$ 2,746,068.84	\$ -	\$ 2,746,068.84	\$ -	\$ 2,746,068.84	\$ 2,746,068.84	\$ -	\$ -	\$ 2,761,388.84	\$ 2,761,388.84	\$ (15,320.00)	
<b>OPERATIONS</b>																			
220	Travel- Off-Island/Local Mileage Reimbursements	-	23,581.65	-	23,581.65	-	-	23,581.65	-	23,581.65	-	23,581.65	23,581.65	-	-	23,581.65	23,581.65	-	
230	Contractual Services	-	986,801.00	-	986,801.00	-	-	986,801.00	-	986,801.00	-	986,801.00	986,801.00	-	-	986,801.00	986,801.00	-	
233	Office Space Rental	-	-	-	-	-	-	-	-	-	-	-	-	-	-	-	-	-	
240	Supplies & Materials	-	339,843.32	-	339,843.32	-	-	339,843.32	-	339,843.32	-	339,843.32	339,843.32	-	-	339,843.32	339,843.32	-	
250	Equipment	-	131,331.68	-	131,331.68	-	-	131,331.68	-	131,331.68	-	131,331.68	131,331.68	-	-	131,331.68	131,331.68	-	
270	Worker's Compensation	-	-	-	-	-	-	-	-	-	-	-	-	-	-	-	-	-	
271	Drug Testing Charges	-	270.00	-	270.00	-	-	270.00	-	270.00	-	270.00	270.00	-	-	270.00	270.00	-	
280	Sub-Recipient/Subgrant	-	-	-	-	-	-	-	-	-	-	-	-	-	-	-	-	-	
290	Miscellaneous	-	-	-	-	-	-	-	-	-	-	-	-	-	-	-	-	-	
	<b>TOTAL OPERATIONS</b>	\$ -	\$ 1,481,827.65	\$ -	\$ 1,481,827.65	\$ -	\$ -	\$ 1,481,827.65	\$ -	\$ 1,481,827.65	\$ -	\$ 1,481,827.65	\$ 1,481,827.65	\$ -	\$ -	\$ 1,481,827.65	\$ 1,481,827.65	\$ -	
<b>UTILITIES</b>																			
361	Power	-	-	-	-	-	-	-	-	-	-	-	-	-	-	-	-	-	
362	Water/Sewer	-	-	-	-	-	-	-	-	-	-	-	-	-	-	-	-	-	
363	Telephone/Toll	-	50,923.60	-	50,923.60	-	-	50,923.60	-	50,923.60	-	50,923.60	50,923.60	-	-	50,923.60	50,923.60	-	
	<b>TOTAL UTILITIES</b>	\$ -	\$ 50,923.60	\$ -	\$ 50,923.60	\$ -	\$ -	\$ 50,923.60	\$ -	\$ 50,923.60	\$ -	\$ 50,923.60	\$ 50,923.60	\$ -	\$ -	\$ 50,923.60	\$ 50,923.60	\$ -	
701	<b>INDIRECT COST</b>	\$ -	\$ -	\$ -	\$ -	\$ -	\$ -	\$ -	\$ -	\$ -	\$ -	\$ -	\$ -	\$ -	\$ -	\$ -	\$ -	\$ -	
450	<b>CAPITAL OUTLAY</b>	\$ -	\$ 119,430.00	\$ -	\$ 119,430.00	\$ -	\$ -	\$ 119,430.00	\$ -	\$ 119,430.00	\$ -	\$ 119,430.00	\$ 119,430.00	\$ -	\$ -	\$ 119,430.00	\$ 119,430.00	\$ -	
	<b>TOTAL</b>	\$ -	\$ 4,398,250.09	\$ -	\$ 4,398,250.09	\$ -	\$ -	\$ 4,398,250.09	\$ -	\$ 4,398,250.09	\$ -	\$ 4,398,250.09	\$ 4,398,250.09	\$ -	\$ -	\$ 4,413,570.09	\$ 4,413,570.09	\$ (15,320.00)	

	As of September 30, 2025				As of December 31, 2025			
	UNCLASSIFIED	CLASSIFIED	CONTRACT	OTHER (LTA)	UNCLASSIFIED	CLASSIFIED	CONTRACT	OTHER (LTA)
<b>FULL TIME EQUIVALENCIES (FTE's)</b>								
Filled/Warm Bodies	0	0	0	0	0	0	0	0
Vacant (Funded)	2	0	0	0	2	0	0	0
<b>TOTAL FTE's</b>	2	0	0	0	2	0	0	0

1) a) Indicate on a separate sheet, each amount expended for: 1) prior year obligation(s); 2) emergency authorization(s); 3) promised compensation/contract or detail pay  
b) Info from CIP Division's Account Spreadsheets were used to determine the amounts reflected. Pending Rollover/Carryover of Account to FY2026.  
c) Amounts not appearing on AS400/GFMS Printouts, BBMR and/or DOA to re-enter missing allocated total amount of \$5,296.09

Note that the Legislature has taken steps to ensure that any protected personal identifying information has been redacted or excluded in whole or in part in order to protect the privacy of any individual(s) whose information has been included as part of this transmittal.

OFB/Departmental Funding/Expenditure Fact Sheet  
(SPECIAL FUND - DPW BDF - 25% BLDG PERMIT FEES)

Department/Agency: Department of Public Works  
Division/Program: Capital Improvement Projects - Building Permits & Inspection Section  
AS400 Account No: [REDACTED]  
GFMS Account No: [REDACTED]

Department/Agency Head Certification  
as to the accuracy of information contained herein:  
Vincent J. Arriola, Director  
Director Name (Print)  
Signature: *V. Arriola*  
Date: 10 2 FEB 2026

		As of September 30 2025							As of December 31, 2025									
		FY 2025							FY 2026									
AS400 Account Code	Appropriation Classification	A	B	C	D	E	F	G	H	I	J	K	L	M	N	O	P	Q
		FY 2025 Appropriations	FY 2024 Authorized Lapse Carried Over/Continued into FY 2025 (P.L. 33-66)	FY 2025 Governor's Transfer +/-	Total FY 2025 Spending Authorized (A)+(B)+(C)	FY 2025 Total Expenditures	FY 2025 Total Encumbrances	FY 2025 Available Projected Balance (D)-(E)-(F)	FY 2026 Appropriations	FY 2025 Authorized Lapse Carried Over/Continued into FY 2026 (P.L.33-66)	FY 2026 Governor's Transfer +/-	Total FY 2026 Spending Authorized (G)+(H)+(I)	FY 2026 YTD Allotment	FY 2026 YTD Expenditures 1/	FY 2026 YTD Encumbrances 1/	FY 2026 Projected Expenditures	FY 2026 Total Expenditures/Encumbrances (M)+(N)+(O)	FY 2026 Available Projected Balance (K)-(P)
<b>PERSONNEL SERVICES</b>																		
111	Regular Salaries/Increments	-	(10,986.46)	-	(10,986.46)	-	-	(10,986.46)	-	(10,986.46)	-	(10,986.46)	(10,986.46)	-	-	-	-	(10,986.46)
112	Overtime/Special Pay	-	-	-	-	-	-	-	-	-	-	-	-	-	-	-	-	-
113	Benefits	-	(4,333.54)	-	(4,333.54)	-	-	(4,333.54)	-	(4,333.54)	-	(4,333.54)	(4,333.54)	-	-	-	-	(4,333.54)
	<b>TOTAL PERSONNEL SERVICES</b>	\$ -	\$ (15,320.00)	\$ -	\$ (15,320.00)	\$ -	\$ -	\$ (15,320.00)	\$ -	\$ (15,320.00)	\$ -	\$ (15,320.00)	\$ (15,320.00)	\$ -	\$ -	\$ -	\$ -	\$ (15,320.00)
<b>OPERATIONS</b>																		
220	Travel- Off-Island/Local Mileage Reimbursemen	-	-	-	-	-	-	-	-	-	-	-	-	-	-	-	-	-
230	Contractual Services:	-	-	-	-	-	-	-	-	-	-	-	-	-	-	-	-	-
233	Office Space Rental:	-	-	-	-	-	-	-	-	-	-	-	-	-	-	-	-	-
240	Supplies & Materials:	-	-	-	-	-	-	-	-	-	-	-	-	-	-	-	-	-
250	Equipment:	-	-	-	-	-	-	-	-	-	-	-	-	-	-	-	-	-
270	Worker's Compensation	-	-	-	-	-	-	-	-	-	-	-	-	-	-	-	-	-
271	Drug Testing Charges	-	-	-	-	-	-	-	-	-	-	-	-	-	-	-	-	-
280	Sub-Recipient/Subgrant:	-	-	-	-	-	-	-	-	-	-	-	-	-	-	-	-	-
290	Miscellaneous:	-	-	-	-	-	-	-	-	-	-	-	-	-	-	-	-	-
	<b>TOTAL OPERATIONS</b>	\$ -	\$ -	\$ -	\$ -	\$ -	\$ -	\$ -	\$ -	\$ -	\$ -	\$ -	\$ -	\$ -	\$ -	\$ -	\$ -	\$ -
<b>UTILITIES</b>																		
361	Power	-	-	-	-	-	-	-	-	-	-	-	-	-	-	-	-	-
362	Water/Sewer	-	-	-	-	-	-	-	-	-	-	-	-	-	-	-	-	-
363	Telephone/Toll	-	-	-	-	-	-	-	-	-	-	-	-	-	-	-	-	-
	<b>TOTAL UTILITIES</b>	\$ -	\$ -	\$ -	\$ -	\$ -	\$ -	\$ -	\$ -	\$ -	\$ -	\$ -	\$ -	\$ -	\$ -	\$ -	\$ -	\$ -
701	<b>INDIRECT COST</b>	\$ -	\$ -	\$ -	\$ -	\$ -	\$ -	\$ -	\$ -	\$ -	\$ -	\$ -	\$ -	\$ -	\$ -	\$ -	\$ -	\$ -
450	<b>CAPITAL OUTLAY</b>	\$ -	\$ -	\$ -	\$ -	\$ -	\$ -	\$ -	\$ -	\$ -	\$ -	\$ -	\$ -	\$ -	\$ -	\$ -	\$ -	\$ -
	<b>TOTAL</b>	\$ -	\$ (15,320.00)	\$ -	\$ (15,320.00)	\$ -	\$ -	\$ (15,320.00)	\$ -	\$ (15,320.00)	\$ -	\$ (15,320.00)	\$ (15,320.00)	\$ -	\$ -	\$ -	\$ -	\$ (15,320.00)

		As of September 30 2025				As of December 31, 2025			
<b>FULL TIME EQUIVALENCIES (FTE'S)</b>		UNCLASSIFIED	CLASSIFIED	CONTRACT	OTHER (LTA)	UNCLASSIFIED	CLASSIFIED	CONTRACT	OTHER (LTA)
	Filled/Warm Bodies	0	0	0	0	0	0	0	0
	Vacant (Funded)	0	0	0	0	0	0	0	0
	<b>TOTAL FTE'S</b>	0	0	0	0	0	0	0	0

1/ a) Indicate on a separate sheet, each amount expended for: 1) prior year obligation(s); 2) emergency authorization(s); 3) promised compensation/acting or detail pay.  
b) Info from CIP Division's Account Spreadsheets were used to determine the amounts reflected. Pending Rollover/Carryover of Account to FY2026.

Note that the Legislature has taken steps to ensure that any protected personal identifying information has been redacted or excluded in whole or in part in order to protect the privacy of any individual(s) whose information has been included as part of this transmittal.

QF8/Departmental Funding/Expenditure Fact Sheet  
(SPECIAL FUND - DPW BDF - 25% BLDG PERMIT FEES)

Department/Agency: Department of Public Works  
Division/Program: Capital Improvement Projects - Building Permits & Inspection Section  
AS400 Account No: [REDACTED]  
GFMS Account No: [REDACTED]

Department/Agency Head Certification  
as to the accuracy of information contained herein:  
**Vincent P. Arriola, Director**  
Director (Name (Print))  
Signature: [Signature] Date: 02 FEB 2026

AS400 Account Code	Appropriation Classification	As of September 30, 2025							As of December 31, 2025									
		FY 2025							FY 2026									
		A	B	C	D	E	F	G	H	I	J	K	L	M	N	O	P	Q
		FY 2025 Appropriations	FY 2024 Authorized Lapse Carried Over/Continued into FY 2025 (P.L. 33-86)	FY 2025 Governor's Transfer +/-	Total FY 2025 Spending Authorized (A)+(B)+(C)	FY 2025 Total Expenditures	FY 2025 Total Encumbrances	FY 2025 Available Projected Balance (D)-(E)-(F)	FY 2026 Appropriations	FY 2026 Authorized Lapse Carried Over/Continued into FY 2026 (P.L. 33-86)	FY 2026 Governor's Transfer +/-	Total FY 2026 Spending Authorized (G)+(H)+(I)	FY 2026 YTD Allotment	FY 2026 YTD Expenditures <sup>1/</sup>	FY 2026 YTD Encumbrances <sup>1/</sup>	FY 2026 Projected Expenditures	FY 2026 Total Expenditures/Encumbrances (M)+(N)+(O)	FY 2026 Available Projected Balance (K)-(P)
<b>PERSONNEL SERVICES</b>																		
111	Regular Salaries/Increments	-	42,434.97	-	42,434.97	-	-	42,434.97	-	42,434.97	-	42,434.97	42,434.97	-	-	42,434.97	42,434.97	-
112	Overtime/Special Pay	-	-	-	-	-	-	-	-	-	-	-	-	-	-	-	-	-
113	Benefits	-	21,511.70	-	21,511.70	-	-	21,511.70	-	21,511.70	-	21,511.70	21,511.70	-	-	21,511.70	21,511.70	-
	<b>TOTAL PERSONNEL SERVICES</b>	\$ -	\$ 63,946.67	\$ -	\$ 63,946.67	\$ -	\$ -	\$ 63,946.67	\$ -	\$ 63,946.67	\$ -	\$ 63,946.67	\$ 63,946.67	\$ -	\$ -	\$ 63,946.67	\$ 63,946.67	\$ -
<b>OPERATIONS</b>																		
220	Travel - Off-Island/Local Mileage Reimbursements	-	6,481.65	-	6,481.65	-	-	6,481.65	-	6,481.65	-	6,481.65	6,481.65	-	-	6,481.65	6,481.65	-
230	Contractual Services: (Missing, need to reload)	-	20,000.00	-	20,000.00	-	-	20,000.00	-	20,000.00	-	20,000.00	20,000.00	-	-	20,000.00	20,000.00	-
233	Office Space Rental:	-	-	-	-	-	-	-	-	-	-	-	-	-	-	-	-	-
240	Supplies & Materials: (Missing, need to reload)	-	18,372.48	-	18,372.48	-	-	18,372.48	-	18,372.48	-	18,372.48	18,372.48	-	-	18,372.48	18,372.48	-
250	Equipment:	-	41,331.68	-	41,331.68	-	-	41,331.68	-	41,331.68	-	41,331.68	41,331.68	-	-	41,331.68	41,331.68	-
270	Worker's Compensation	-	-	-	-	-	-	-	-	-	-	-	-	-	-	-	-	-
271	Drug Testing Charges	-	-	-	-	-	-	-	-	-	-	-	-	-	-	-	-	-
280	Sub-Recipient/Subgrant:	-	-	-	-	-	-	-	-	-	-	-	-	-	-	-	-	-
290	Miscellaneous:	-	-	-	-	-	-	-	-	-	-	-	-	-	-	-	-	-
	<b>TOTAL OPERATIONS</b>	\$ -	\$ 86,185.82	\$ -	\$ 86,185.82	\$ -	\$ -	\$ 86,185.82	\$ -	\$ 86,185.82	\$ -	\$ 86,185.82	\$ 86,185.82	\$ -	\$ -	\$ 86,185.82	\$ 86,185.82	\$ -
<b>UTILITIES</b>																		
361	Power	-	-	-	-	-	-	-	-	-	-	-	-	-	-	-	-	-
362	Water/Sewer	-	-	-	-	-	-	-	-	-	-	-	-	-	-	-	-	-
363	Telephone/Toll (Missing, need to reload)	-	12,923.60	-	12,923.60	-	-	12,923.60	-	12,923.60	-	12,923.60	12,923.60	-	-	12,923.60	12,923.60	-
	<b>TOTAL UTILITIES</b>	\$ -	\$ 12,923.60	\$ -	\$ 12,923.60	\$ -	\$ -	\$ 12,923.60	\$ -	\$ 12,923.60	\$ -	\$ 12,923.60	\$ 12,923.60	\$ -	\$ -	\$ 12,923.60	\$ 12,923.60	\$ -
701	<b>INDIRECT COST</b>	\$ -	\$ -	\$ -	\$ -	\$ -	\$ -	\$ -	\$ -	\$ -	\$ -	\$ -	\$ -	\$ -	\$ -	\$ -	\$ -	\$ -
450	<b>CAPITAL OUTLAY</b>	\$ -	\$ 11,010.00	\$ -	\$ 11,010.00	\$ -	\$ -	\$ 11,010.00	\$ -	\$ 11,010.00	\$ -	\$ 11,010.00	\$ 11,010.00	\$ -	\$ -	\$ 11,010.00	\$ 11,010.00	\$ -
	<b>TOTAL</b>	\$ -	\$ 174,066.09	\$ -	\$ 174,066.09	\$ -	\$ -	\$ 174,066.09	\$ -	\$ 174,066.09	\$ -	\$ 174,066.09	\$ 174,066.09	\$ -	\$ -	\$ 174,066.09	\$ 174,066.09	\$ -

FULL TIME EQUIVALENCIES (FTE's)	As of September 30, 2025				As of December 31, 2025			
	UNCLASSIFIED	CLASSIFIED	CONTRACT	OTHER (LTA)	UNCLASSIFIED	CLASSIFIED	CONTRACT	OTHER (LTA)
Filled/Warm Bodies	0	0	0	0	0	0	0	0
Vacant (Funded)	2	0	0	0	2	0	0	0
<b>TOTAL FTE's</b>	2	0	0	0	2	0	0	0

1/ a) Indicate on a separate sheet, each amount expended for: 1) prior year obligation(s); 2) emergency authorization(s); 3) promised compensation/acting or detail pay  
b) Info from CIP Division's Account Spreadsheets were used to determine the amounts reflected. Pending Rollover/Carryover of Account to FY2026.  
c) Amounts not appearing on AS400/GFMS Printouts. BSMR and/or DOA to re-enter missing allocated total amount of \$51,296.09.

Note that the Legislature has taken steps to ensure that any protected personal identifying information has been redacted or excluded in whole or in part in order to protect the privacy of any individual(s) whose information has been included as part of this transmittal.

OFB/Departmental Funding/Expenditure Fact Sheet  
(SPECIAL FUND - DPWBDF - 25% BLDG PERMIT FEES)

Department/Agency: Department of Public Works  
Division/Program: Capital Improvement Projects - Building Permits & Inspection Section  
AS400 Account No: [REDACTED]  
GFMS Account No: [REDACTED]

Department/Agency Head Certification  
to the accuracy of information contained herein.  
Vincent P. Arisio, Director  
Director Name (Print)  
Date: 02 FEB 2026

AS400 Account Code	Appropriation Classification	As of September 30, 2025							As of December 31, 2025									
		FY 2025							FY 2026									
		A	B	C	D	E	F	G	H	I	J	K	L	M	N	O	P	Q
		FY 2025 Appropriations	FY 2024 Authorized Lapse Carried Over/Continued Into FY 2025 (P.L. 33-88)	FY 2025 Governor's Transfer +/-	Total FY 2025 Spending Authorized (A)+(B)+(C)	FY 2025 Total Expenditures	FY 2025 Total Encumbrances	FY 2025 Available Projected Balance (D)-(E)-(F)	FY 2026 Appropriations	FY 2026 Authorized Lapse Carried Over/Continued Into FY 2026 (P.L.33-88)	FY 2026 Governor's Transfer +/-	Total FY 2026 Spending Authorized (G)+(H)+(I)	FY 2026 YTD Allotment	FY 2026 YTD Expenditures <sup>1/</sup>	FY 2026 YTD Encumbrances <sup>1/</sup>	FY 2026 Projected Expenditures	FY 2026 Total Expenditures/Encumbrances (M)+(N)+(O)	FY 2026 Available Projected Balance (K)-(P)
	<b>PERSONNEL SERVICES</b>																	
111	Regular Salaries/Increments	-	50,746.70	-	50,746.70	-	-	50,746.70	-	50,746.70	-	50,746.70	50,746.70	-	-	50,746.70	50,746.70	-
112	Overtime/Special Pay	-	-	-	-	-	-	-	-	-	-	-	-	-	-	-	-	-
113	Benefits	-	12,933.47	-	12,933.47	-	-	12,933.47	-	12,933.47	-	12,933.47	12,933.47	-	-	12,933.47	12,933.47	-
	<b>TOTAL PERSONNEL SERVICES</b>	\$ -	\$ 63,680.17	\$ -	\$ 63,680.17	\$ -	\$ -	\$ 63,680.17	\$ -	\$ 63,680.17	\$ -	\$ 63,680.17	\$ 63,680.17	\$ -	\$ -	\$ 63,680.17	\$ 63,680.17	\$ -
	<b>OPERATIONS</b>																	
220	Travel-Off-Island/Local Mileage Reimbursements	-	-	-	-	-	-	-	-	-	-	-	-	-	-	-	-	-
230	Contractual Services:	-	-	-	-	-	-	-	-	-	-	-	-	-	-	-	-	-
233	Office Space Rental:	-	-	-	-	-	-	-	-	-	-	-	-	-	-	-	-	-
240	Supplies & Materials:	-	52,800.83	-	52,800.83	-	-	52,800.83	-	52,800.83	-	52,800.83	52,800.83	-	-	52,800.83	52,800.83	-
250	Equipment:	-	50,000.00	-	50,000.00	-	-	50,000.00	-	50,000.00	-	50,000.00	50,000.00	-	-	50,000.00	50,000.00	-
270	Worker's Compensation	-	-	-	-	-	-	-	-	-	-	-	-	-	-	-	-	-
271	Drug Testing Charges	-	-	-	-	-	-	-	-	-	-	-	-	-	-	-	-	-
280	Sub-Recipient/Subgrant:	-	-	-	-	-	-	-	-	-	-	-	-	-	-	-	-	-
290	Miscellaneous:	-	-	-	-	-	-	-	-	-	-	-	-	-	-	-	-	-
	<b>TOTAL OPERATIONS</b>	\$ -	\$ 102,800.83	\$ -	\$ 102,800.83	\$ -	\$ -	\$ 102,800.83	\$ -	\$ 102,800.83	\$ -	\$ 102,800.83	\$ 102,800.83	\$ -	\$ -	\$ 102,800.83	\$ 102,800.83	\$ -
	<b>UTILITIES</b>																	
361	Power	-	-	-	-	-	-	-	-	-	-	-	-	-	-	-	-	-
362	Water/Sewer	-	-	-	-	-	-	-	-	-	-	-	-	-	-	-	-	-
363	Telephone/Toll	-	-	-	-	-	-	-	-	-	-	-	-	-	-	-	-	-
	<b>TOTAL UTILITIES</b>	\$ -	\$ -	\$ -	\$ -	\$ -	\$ -	\$ -	\$ -	\$ -	\$ -	\$ -	\$ -	\$ -	\$ -	\$ -	\$ -	\$ -
701	<b>INDIRECT COST</b>	\$ -	\$ -	\$ -	\$ -	\$ -	\$ -	\$ -	\$ -	\$ -	\$ -	\$ -	\$ -	\$ -	\$ -	\$ -	\$ -	\$ -
450	<b>CAPITAL OUTLAY</b>	\$ -	\$ -	\$ -	\$ -	\$ -	\$ -	\$ -	\$ -	\$ -	\$ -	\$ -	\$ -	\$ -	\$ -	\$ -	\$ -	\$ -
	<b>TOTAL</b>	\$ -	\$ 166,481.00	\$ -	\$ 166,481.00	\$ -	\$ -	\$ 166,481.00	\$ -	\$ 166,481.00	\$ -	\$ 166,481.00	\$ 166,481.00	\$ -	\$ -	\$ 166,481.00	\$ 166,481.00	\$ -

*Handwritten initials and checkmarks*

	As of September 30, 2025				As of December 31, 2025			
	UNCLASSIFIED	CLASSIFIED	CONTRACT	OTHER (LTA)	UNCLASSIFIED	CLASSIFIED	CONTRACT	OTHER (LTA)
<b>FULL-TIME EQUIVALENTS (FTE's)</b>								
Filled/Warm Bodies	0	0	0	0	0	0	0	0
Vacant (Funded)	2	0	0	0	2	0	0	0
<b>TOTAL FTE's</b>	2	0	0	0	2	0	0	0

1/ a) Indicate on a separate sheet, each amount expended for: 1) prior year obligation(s); 2) emergency authorization(s); 3) promised compensation/acting or detail pay.  
b) Info from CIP Division's Account Spreadsheets were used to determine the amounts reflected. Pending Rollover/Carryover of Account to FY2026.

OFB/Departmental Funding/Expenditure Fact Sheet  
(SPECIAL FUND - DPW BDF - 25% BLDG PERMIT FEES)

Department/Agency: Department of Public Works  
Division/Program: Capital Improvement Projects - Building Permits & Inspection Section  
AS400 Account No: [REDACTED]  
GFMS Account No: [REDACTED]

Department/Agency Head Certification  
is to the accuracy of information contained herein:  
Vincent P. Arriola, Director  
Director Name (Print):  
02 FEB 2026

AS400 Account Code	Appropriation Classification	As of September 30 2025							As of December 31, 2025									
		FY 2025							FY 2026									
		A	B	C	D	E	F	G	H	I	J	K	L	M	N	O	P	Q
	FY 2025 Appropriations	FY 2024 Authorized Lapse Carried Over/ Continued Into FY 2025 (P.L. 33-66)	FY 2025 Governor's Transfer +/-	Total FY 2025 Spending Authorized (A)+(B)+(C)	FY 2025 Total Expenditures	FY 2025 Total Encumbrances	FY 2025 Available Projected Balance (D)-(E)+(F)	FY 2025 Appropriations	FY 2025 Authorized Lapse Carried Over/ Continued Into FY 2026 (P.L.33-66)	FY 2026 Governor's Transfer +/-	Total FY 2026 Spending Authorized (G)+(H)+(I)	FY 2026 YTD Allotment	FY 2026 YTD Expenditures 1/	FY 2026 YTD Encumbrances 1/	FY 2026 Projected Expenditures	FY 2026 Total Expenditures/ Encumbrances (M)+(N)+(O)	FY 2026 Available Projected Balance (K)-(P)	
<b>PERSONNEL SERVICES</b>																		
111	Regular Salaries/Increments	-	500,000.00	-	500,000.00	-	-	500,000.00	-	500,000.00	-	500,000.00	-	-	-	500,000.00	500,000.00	-
112	Overtime/Special Pay	-	-	-	-	-	-	-	-	-	-	-	-	-	-	-	-	-
113	Benefits	-	240,000.00	-	240,000.00	-	-	240,000.00	-	240,000.00	-	240,000.00	-	-	-	240,000.00	240,000.00	-
	<b>TOTAL PERSONNEL SERVICES</b>	\$ -	\$ 740,000.00	\$ -	\$ 740,000.00	\$ -	\$ -	\$ 740,000.00	\$ -	\$ 740,000.00	\$ -	\$ 740,000.00	\$ 740,000.00	\$ -	\$ -	\$ 740,000.00	\$ 740,000.00	\$ -
<b>OPERATIONS</b>																		
220	Travel- Off-Island/Local Mileage Reimbursements	-	17,100.00	-	17,100.00	-	-	17,100.00	-	17,100.00	-	17,100.00	17,100.00	-	-	17,100.00	17,100.00	-
230	Contractual Services:	-	28,000.00	-	28,000.00	-	-	28,000.00	-	28,000.00	-	28,000.00	28,000.00	-	-	28,000.00	28,000.00	-
233	Office Space Rental:	-	-	-	-	-	-	-	-	-	-	-	-	-	-	-	-	-
240	Supplies & Materials:	-	178,705.00	-	178,705.00	-	-	178,705.00	-	178,705.00	-	178,705.00	178,705.00	-	-	178,705.00	178,705.00	-
250	Equipment:	-	40,000.00	-	40,000.00	-	-	40,000.00	-	40,000.00	-	40,000.00	40,000.00	-	-	40,000.00	40,000.00	-
270	Worker's Compensation	-	-	-	-	-	-	-	-	-	-	-	-	-	-	-	-	-
271	Drug Testing Charges	-	135.00	-	135.00	-	-	135.00	-	135.00	-	135.00	135.00	-	-	135.00	135.00	-
280	Sub-Recipient/Subgrant:	-	-	-	-	-	-	-	-	-	-	-	-	-	-	-	-	-
290	Miscellaneous:	-	-	-	-	-	-	-	-	-	-	-	-	-	-	-	-	-
	<b>TOTAL OPERATIONS</b>	\$ -	\$ 263,940.00	\$ -	\$ 263,940.00	\$ -	\$ -	\$ 263,940.00	\$ -	\$ 263,940.00	\$ -	\$ 263,940.00	\$ 263,940.00	\$ -	\$ -	\$ 263,940.00	\$ 263,940.00	\$ -
<b>UTILITIES</b>																		
361	Power	-	-	-	-	-	-	-	-	-	-	-	-	-	-	-	-	-
362	Water/Sewer	-	-	-	-	-	-	-	-	-	-	-	-	-	-	-	-	-
363	Telephones/Toll	-	25,000.00	-	25,000.00	-	-	25,000.00	-	25,000.00	-	25,000.00	25,000.00	-	-	25,000.00	25,000.00	-
	<b>TOTAL UTILITIES</b>	\$ -	\$ 25,000.00	\$ -	\$ 25,000.00	\$ -	\$ -	\$ 25,000.00	\$ -	\$ 25,000.00	\$ -	\$ 25,000.00	\$ 25,000.00	\$ -	\$ -	\$ 25,000.00	\$ 25,000.00	\$ -
701	<b>INDIRECT COST</b>	\$ -	\$ -	\$ -	\$ -	\$ -	\$ -	\$ -	\$ -	\$ -	\$ -	\$ -	\$ -	\$ -	\$ -	\$ -	\$ -	\$ -
450	<b>CAPITAL OUTLAY</b>	\$ -	\$ 8,420.00	\$ -	\$ 8,420.00	\$ -	\$ -	\$ 8,420.00	\$ -	\$ 8,420.00	\$ -	\$ 8,420.00	\$ 8,420.00	\$ -	\$ -	\$ 8,420.00	\$ 8,420.00	\$ -
	<b>TOTAL</b>	\$ -	\$ 1,037,360.00	\$ -	\$ 1,037,360.00	\$ -	\$ -	\$ 1,037,360.00	\$ -	\$ 1,037,360.00	\$ -	\$ 1,037,360.00	\$ 1,037,360.00	\$ -	\$ -	\$ 1,037,360.00	\$ 1,037,360.00	\$ -
<b>FULL-TIME EQUIVALENCIES (FTE's)</b>																		
		As of September 30 2025							As of December 31, 2025									
		UNCLASSIFIED	CLASSIFIED	CONTRACT	OTHER (LTA)			UNCLASSIFIED	CLASSIFIED	CONTRACT	OTHER (LTA)							
	Filled/Warm Bodies	0	0	0	0			0	0	0	0							
	Vacant (Funded)	2	0	0	0			2	0	0	0							
	<b>TOTAL FTE's</b>	2	0	0	0			2	0	0	0							

1/ a) Indicate on a separate sheet, each amount expended for: 1) prior year obligation(s); 2) emergency authorization(s); 3) promised compensation/acting or detail pay.  
b) Info from CIP Division's Account Spreadsheets were used to determine the amounts reflected. Pending Rollover/Carryover of Account to FY2026.

Note that the Legislature has taken steps to ensure that any protected personal identifying information has been redacted or excluded in whole or in part in order to protect the privacy of any individual(s) whose information has been included as part of this transmittal.

OFB/Departmental Funding/Expenditure Fact Sheet  
(SPECIAL FUND - DPW BDF - 25% BLDG PERMIT FEES)

Department/Agency: Department of Public Works  
Division/Program: Capital Improvement Projects - Building Permits & Inspection Section  
AS400 Account No: [REDACTED]  
GFMS Account No: [REDACTED]

Department/Agency Head Certification  
I certify the accuracy of information contained herein:  
Vincent P. Arruda, Director  
Director Name (Print)  
Date: 02 FEB 2026

AS400 Account Code	Appropriation Classification	As of September 30 2025							As of December 31, 2025										
		FY 2025							FY 2026										
		A	B	C	D	E	F	G	H	I	J	K	L	M	N	O	P	Q	
		FY 2025 Appropriations	FY 2024 Authorized Lapse Carried Over/ Continued into FY 2025 (P.L. 33-66)	FY 2025 Governor's Transfer +/-	Total FY 2025 Spending Authorized (A)+(B)+(C)	FY 2025 Total Expenditures	FY 2025 Total Encumbrances	FY 2025 Available Projected Balance (D)-(E)-(F)	FY 2026 Appropriations	FY 2025 Authorized Lapse Carried Over/ Continued into FY 2026 (P.L. 33-66)	FY 2026 Governor's Transfer +/-	Total FY 2026 Spending Authorized (G)+(H)+(I)	FY 2026 YTD Allotment	FY 2026 YTD Expenditures 1/	FY 2026 YTD Encumbrances 1/	FY 2026 Projected Expenditures	FY 2026 Total Expenditures/ Encumbrances (M)+(N)+(O)	FY 2026 Available Projected Balance (Q)-(P)	
<b>PERSONNEL SERVICES</b>																			
111	Regular Salaries/Increments	-	1,427,993.00	-	1,427,993.00	-	-	1,427,993.00	-	1,427,993.00	-	1,427,993.00	1,427,993.00	-	-	-	1,427,993.00	1,427,993.00	-
112	Overtime/Special Pay	-	-	-	-	-	-	-	-	-	-	-	-	-	-	-	-	-	-
113	Benefits	-	465,769.00	-	465,769.00	-	-	465,769.00	-	465,769.00	-	465,769.00	465,769.00	-	-	-	465,769.00	465,769.00	-
	<b>TOTAL PERSONNEL SERVICES</b>	\$ -	\$ 1,893,762.00	\$ -	\$ 1,893,762.00	\$ -	\$ -	\$ 1,893,762.00	\$ -	\$ 1,893,762.00	\$ -	\$ 1,893,762.00	\$ 1,893,762.00	\$ -	\$ -	\$ -	\$ 1,893,762.00	\$ 1,893,762.00	\$ -
<b>OPERATIONS</b>																			
220	Travel- Off-Island/Local Mileage Reimbursements	-	-	-	-	-	-	-	-	-	-	-	-	-	-	-	-	-	-
230	Contractual Services:	-	938,801.00	-	938,801.00	-	-	938,801.00	-	938,801.00	-	938,801.00	938,801.00	-	-	-	938,801.00	938,801.00	-
233	Office Space Rental:	-	-	-	-	-	-	-	-	-	-	-	-	-	-	-	-	-	-
240	Supplies & Materials:	-	89,965.00	-	89,965.00	-	-	89,965.00	-	89,965.00	-	89,965.00	89,965.00	-	-	-	89,965.00	89,965.00	-
250	Equipment:	-	-	-	-	-	-	-	-	-	-	-	-	-	-	-	-	-	-
270	Worker's Compensation	-	-	-	-	-	-	-	-	-	-	-	-	-	-	-	-	-	-
271	Drug Testing Charges	-	135.00	-	135.00	-	-	135.00	-	135.00	-	135.00	135.00	-	-	-	135.00	135.00	-
280	Sub-Recipient/Subgrant:	-	-	-	-	-	-	-	-	-	-	-	-	-	-	-	-	-	-
290	Miscellaneous:	-	-	-	-	-	-	-	-	-	-	-	-	-	-	-	-	-	-
	<b>TOTAL OPERATIONS</b>	\$ -	\$ 1,028,901.00	\$ -	\$ 1,028,901.00	\$ -	\$ -	\$ 1,028,901.00	\$ -	\$ 1,028,901.00	\$ -	\$ 1,028,901.00	\$ 1,028,901.00	\$ -	\$ -	\$ -	\$ 1,028,901.00	\$ 1,028,901.00	\$ -
<b>UTILITIES</b>																			
361	Power	-	-	-	-	-	-	-	-	-	-	-	-	-	-	-	-	-	-
362	Water/Sewer	-	-	-	-	-	-	-	-	-	-	-	-	-	-	-	-	-	-
363	Telephone/Toll	-	13,000.00	-	13,000.00	-	-	13,000.00	-	13,000.00	-	13,000.00	13,000.00	-	-	-	13,000.00	13,000.00	-
	<b>TOTAL UTILITIES</b>	\$ -	\$ 13,000.00	\$ -	\$ 13,000.00	\$ -	\$ -	\$ 13,000.00	\$ -	\$ 13,000.00	\$ -	\$ 13,000.00	\$ 13,000.00	\$ -	\$ -	\$ -	\$ 13,000.00	\$ 13,000.00	\$ -
701	<b>INDIRECT COST</b>	\$ -	\$ -	\$ -	\$ -	\$ -	\$ -	\$ -	\$ -	\$ -	\$ -	\$ -	\$ -	\$ -	\$ -	\$ -	\$ -	\$ -	\$ -
450	<b>CAPITAL OUTLAY</b>	\$ -	\$ 100,000.00	\$ -	\$ 100,000.00	\$ -	\$ -	\$ 100,000.00	\$ -	\$ 100,000.00	\$ -	\$ 100,000.00	\$ 100,000.00	\$ -	\$ -	\$ -	\$ 100,000.00	\$ 100,000.00	\$ -
	<b>TOTAL</b>	\$ -	\$ 3,035,663.00	\$ -	\$ 3,035,663.00	\$ -	\$ -	\$ 3,035,663.00	\$ -	\$ 3,035,663.00	\$ -	\$ 3,035,663.00	\$ 3,035,663.00	\$ -	\$ -	\$ -	\$ 3,035,663.00	\$ 3,035,663.00	\$ -

FULL TIME BOD/VACANCIES (FTE+1)	As of September 30 2025				As of December 31, 2025			
	UNCLASSIFIED	CLASSIFIED	CONTRACT	OTHER (LTA)	UNCLASSIFIED	CLASSIFIED	CONTRACT	OTHER (LTA)
Filled/Warm Bodies	0	0	0	0	0	0	0	0
Vacant (Funded)	2	0	0	0	2	0	0	0
<b>TOTAL BOD</b>	2	0	0	0	2	0	0	0

1/ Indicate on a separate sheet, each amount expended for: 1) prior year obligation(s); 2) emergency authorization(s); 3) promised compensation/acting or detail pay.  
b) Info from CIP Division's Account Spreadsheets were used to determine the amounts reflected. Pending Rollover/Carryover of Account to FY2026.



*The Honorable*  
**LOURDES A. LEON GUERRERO**  
*Maga' Håga - Governor*

*The Honorable*  
**JOSHUA F. TENORIO**  
*Sigundo Maga' Låhi - Lieutenant Governor*



**VINCENT P. ARRIOLA**  
*Director*  
**LINDA J. IBANEZ**  
*Deputy Director*  
**ERNEST G. CANDOLETA, JR.**  
*Deputy Director*

02 FEB 2026

The Honorable Frank Blas Jr.  
Speaker, 38<sup>th</sup> Guam Legislature  
Guam Congress Building  
163 W. Chalan Santo Papa  
Hagatna, Guam 96932

Subject: Fiscal Year 2025 Fourth Quarter & Fiscal Year 2026 First Quarter –  
Revenue Summary Report

**Dear Honorable Speaker:**

*Buenas yan Håfa A'dai!* Transmitted herewith is the Department of Public Works' Revenue Summary Report for the FY 2025 Fourth Quarter (*Year-to-Date*) – (*from the Months of October 1, 2024 thru September 30, 2025*) and FY 2026 First Quarter (*Year-To-Date*) – (*from the Months of October 1, 2025 thru December 31, 2025*).

This report can be viewed on our website at [www.dpw.guam.gov](http://www.dpw.guam.gov).

Should you require further information or inquiries, please do not hesitate to contact my office at 671-646-3131.

*Si Yu'us Ma'ase!*

  
VINCENT P. ARRIOLA

Attachment(s): Revenue Summary Report

cc: Governor of Guam  
Public Auditor, OPA  
Director, BBMR  
Director, DOA

DEPARTMENT OF PUBLIC WORKS  
 Revenues Generated by Department  
 (Excludes Solid Waste Management Division)  
 For Fiscal Years 2005 thru 2026  
 FY 2026 First Quarter - As of December 31, 2025

Department / Agency Head Certification  
 as to the accuracy of information contained herein:  
  
 2 FEB 2026  
 VINCENT P. ARRIGHI, DPW Director

Source: Budget Account Statistics - General Ledger

Division	Account No.	Account Name	Fund Deposit	FY2026	FY2025	FY2024	FY2023	FY2022	FY2021	FY2020	FY2019	FY2018	FY2017	FY2016	FY2015	FY2014	FY2013	FY2012	FY2011	FY2010	FY2009	FY2008	FY2007	FY2006	FY2005	Total
Not DPW		Refuse Collection (SWM)	GF	-																						\$ -
CIP		Bldg. Re-inspection	GF	-																225,571	124,780					\$ 350,351
HWY		Towing Services	GF	-																						\$ -
HWY		Care & Protection of Highways	GF	24,425	119,125	478,320	456,420	355,520	244,145	177,720	117,445	83,075	46,525	32,075	23,435	34,560	26,498	32,370	17,955	14,575	20,100	11,865	8,060	15,725	12,269	\$ 2,352,206
BM		Janitorial Services	GF																							\$ -
HWY		Other - Public Works	GF			155	130	130	50				10		45	730	155	1,345		2,178	265	6,313	7,442	6,400	13,857	\$ 39,205
CIP		Plans & Specifications	GF		5,700	5,125	4,350	2,925	1,950	650	125	350	2,200	775	4,200	1,900	400	100		750	10,050	6,100	10,745	30,495	34,476	\$ 123,366
HWY		SW Scrap Metal Removal	GF																							\$ -
HWY (PL 16 57)		DPW - Charge for Services	GF																							\$ -
HWY		Highway Special Permit (\$25)	GF																							\$ -
CIP (1) (PL 30-118)		DPW Bldg. Insp. Fee (Plan Checking Fee)	BDF/ Insp	173,184	1,091,711	4,736,002	4,549,778	3,840,121	2,899,845	2,014,948	1,211,928	949,578	1,142,755	979,951	600,807	914,907	794,075	741,623	491,354	162,201	523,313	601,680	646,188	520,097	437,085	\$ 30,021,133
CIP (2) (PL 33-66)		DPW Building Permit Fees-25%	BDF/ Perm			1,344,479	1,344,479	1,344,479	942,082	662,353	409,997	305,638	337,994	360,557	16,834											\$ 7,068,892
HWY		Highway Special Use Permit (\$50)	GF			80	40	40	40	40	40			64,100	80											\$ 64,810
HWY (PL 31-83)		Condition for Deposit Fee Penalty	THF			50,000	50,000	50,000	50,000	50,000	50,000					5,000	3,750	1,500								\$ 310,250
HWY (PL 32-28)		Public Right of Way	THF																							\$ -
HWY (PL 33-106)		TESS Interest Income	TESS																							\$ -
HWY (PL 33-106)		TESS Permits	TESS	3,500	23,400	109,900	98,800	61,300	22,400	8,700																\$ 328,000
HWY (PL 33-106)		TESS Permits-Surety Bond	TESS																							\$ -
HWY (PL 33-106)		TESS Permits-Single Trip \$500	TESS																							\$ -
HWY (PL 33-106)		Continuous Trips \$100	TESS																							\$ -
HWY (PL 33-106)		TESS Administrative Fee	TESS																							\$ -
HWY (PL 33-106)		TESS Fines-Penalties	TESS																							\$ -
HWY (PL 33-106)		TESS Fines/Penalties Driver	TESS																							\$ -
HWY (PL 33-106)		TESS Fines/Penalties Driver 1st \$100	TESS																							\$ -
HWY (PL 33-106)		TESS Fines/Penalties Driver 2nd \$200	TESS																							\$ -

**DEPARTMENT OF PUBLIC WORKS**  
**Revenues Generated by Department**  
*(Excludes Solid Waste Management Division)*  
**For Fiscal Years 2005 thru 2026**  
**FY 2026 First Quarter - As of December 31, 2025**

Source: Budget Account Statistics - General Ledger

Division	Account No.	Account Name	Fund Designat	FY2026	FY2025	FY2024	FY2023	FY2022	FY2021	FY2020	FY 2019	FY 2018	FY 2017	FY 2016	FY 2015	FY 2014	FY 2013	FY 2012	FY 2011	FY 2010	FY 2009	FY 2008	FY 2007	FY 2006	FY 2005	Total	
Hwy (PL 33-106)		TESS Fines/Penalties Driver 3rd \$500	TESS	-	-	-	-	-	-	-	-	-	-	-	-	-	-	-	-	-	-	-	-	-	-	\$ -	
Hwy (PL 33-106)		TESS Fines/Penalties Driver 4th \$1,000	TESS	-	-	-	-	-	-	-	-	-	-	-	-	-	-	-	-	-	-	-	-	-	-	\$ -	
Hwy (PL 33-106)		Fines/Penalties-Person/Entity	TESS	-	-	-	-	-	-	-	-	-	-	-	-	-	-	-	-	-	-	-	-	-	-	\$ -	
Hwy (PL 33-106)		Person/Entity 1st \$500	TESS	-	-	258,205	258,205	246,725	166,125	155,935	143,170	80,015	6,330	-	-	-	-	-	-	-	-	-	-	-	-	\$ 1,314,710	
Hwy (PL 33-106)		Person/Entity 2nd \$750	TESS	-	-	162,245	162,245	148,815	96,305	96,305	82,445	60,025	4,410	-	-	-	-	-	-	-	-	-	-	-	-	\$ 812,795	
Hwy (PL 33-106)		Person/Entity 3rd \$1,000	TESS	-	-	-	-	-	-	-	-	-	-	-	-	-	-	-	-	-	-	-	-	-	-	\$ -	
Hwy (PL 33-106)		& Entity Excess Dimension	TESS	-	-	-	-	-	-	-	-	-	-	-	-	-	-	-	-	-	-	-	-	-	-	\$ -	
Hwy (PL 33-106)		TESS Fines-Driver/Entity 5th \$50	TESS	-	-	-	-	-	-	-	-	-	-	-	-	-	-	-	-	-	-	-	-	-	-	\$ -	
Hwy (PL 33-106)		Driver/Entity 5-10th \$100	TESS	-	-	-	-	-	-	-	-	-	-	-	-	-	-	-	-	-	-	-	-	-	-	\$ -	
Hwy (PL 33-106)		Driver/Entity 10-15th \$150	TESS	-	-	-	-	-	-	-	-	-	-	-	-	-	-	-	-	-	-	-	-	-	-	\$ -	
Hwy (PL 33-106)		Driver/Entity 15+R \$200+\$10 adfl R	TESS	-	-	-	-	-	-	-	-	-	-	-	-	-	-	-	-	-	-	-	-	-	-	\$ -	
Hwy (PL 33-106)		Per DPW Director \$500 Civil Violation	TESS	-	-	-	-	-	-	-	-	-	-	-	-	-	-	-	-	-	-	-	-	-	-	\$ -	
Revenues collected by DPW and appropriated to other agencies.																											
Guam Museum (2)		Guam Museum Permit Fees-25%	Guam Museum			1,344,479	1,344,479	1,344,479	942,082	662,353	409,997	305,638	337,994	360,557	16,834												\$ 7,068,892
GPT (2) (PL 33-66)		Building Permit Fee	GPT	306,727	1,538,014	4,002,434	3,703,321	2,688,996	1,884,190	1,324,723	820,005	611,287	676,182	721,041	890,660	1,412,642	1,181,968	1,096,124	698,784	627,352	1,161,507	1,007,738	1,060,221	924,188	665,684	\$ 29,003,788	
<b>GRAND TOTAL:</b>				<b>\$ 807,836</b>	<b>\$ 2,777,950</b>	<b>\$ 12,491,424</b>	<b>\$ 11,972,248</b>	<b>\$ 10,084,531</b>	<b>\$ 7,249,214</b>	<b>\$ 5,153,726</b>	<b>\$ 3,245,151</b>	<b>\$ 2,395,605</b>	<b>\$ 2,454,400</b>	<b>\$ 2,519,056</b>	<b>\$ 1,552,897</b>	<b>\$ 2,369,739</b>	<b>\$ 2,006,846</b>	<b>\$ 1,873,063</b>	<b>\$ 1,208,093</b>	<b>\$ 1,032,627</b>	<b>\$ 1,840,015</b>	<b>\$ 1,633,945</b>	<b>\$ 1,732,756</b>	<b>\$ 1,496,905</b>	<b>\$ 1,163,371</b>	<b>\$ 78,860,399</b>	

Footnotes:  
 (1) Per P.L. 30-118 - Effective April 1, 2010, the DPW Building and Design Fee Account was created of which revenues are from the Building Inspection Fee (Plan Checking) for the operations of Department of Public Works, CIP-Building Permits & Inspection Section  
 (2) Per P.L. 33-66 - Effective August 24, 2015, DPW shall receive 25% of Building Permit Revenues and 25% for Guam Museum

PL 33-66 (2) Revenue from Permit as of: 12/31/2025	12/31/25
DPW Permit - 25%	\$ -
Guam Museum-25%	\$ -
Guam Preservation Trust - 50%	\$ 306,727
<b>Total</b>	<b>\$ 306,727</b>

LEGEND		
FUND:	GF	General Fund
	MDV	MDV - Motor Vehicle Division Fee Acct
	GPT	Guam Preservation Trust
	TRE	Territorial Highway Fund
	TESS	Track Enforcement/Screening Station Facility Fund
DIVISION:	SWM	Solid Waste Management
	CIP	Capital Improvements Projects
	DEI	Division of Highways

Prepared by: JF/Endre



*The Honorable*  
**LOURDES A. LEON GUERRERO**  
*Maga' Håga · Governor*

*The Honorable*  
**JOSHUA F. TENORIO**  
*Sigundo Maga' Låhi · Lieutenant Governor*



**VINCENT P. ARRIOLA**  
*Director*  
**LINDA J. IBANEZ**  
*Deputy Director*  
**ERNEST G. CANDOLETA, JR.**  
*Deputy Director*

02 FEB 2026

The Honorable Frank Blas Jr.  
Speaker, 38<sup>th</sup> Guam Legislature  
Guam Congress Building  
163 W. Chalan Santo Papa  
Hagatna, Guam 96932

Subject: Fiscal Year 2025 Fourth Quarter & Fiscal Year 2026 First Quarter –  
Summary of Public Streetlights Cost

**Dear Honorable Speaker:**

*Buenas yan Håfa A'dai!* Transmitted herewith is the Department of Public Works' Summary of Public Streetlights Cost for the FY 2025 Fourth Quarter (*Year-to-Date*) – (*from the Months of October 1, 2024 thru September 30, 2025*) and FY 2026 First Quarter (*Year-To-Date*) – (*from the Months of October 1, 2025 thru December 31, 2025*).

This report can be viewed on our website at [www.dpw.guam.gov](http://www.dpw.guam.gov).

Should you require further information or inquiries, please do not hesitate to contact my office at 671-646-3131.


*Si Yu'us Ma'ase!*

VINCENT P. ARRIOLA

Attachment(s): Summary of Public Streetlights Cost ✓

cc: Governor of Guam  
Public Auditor, OPA  
Director, BBMR  
Director, DOA

**DEPARTMENT OF PUBLIC WORKS  
SUMMARY OF STREETLIGHT COST  
FY 2025 Fourth Quarter Report  
As of September 30, 2025**

<b>DEPARTMENT/AGENCY HEAD CERTIFICATION</b> as to the accuracy of information contained herein:  <b>02 FEB 2026</b> VINCENT P. ARRIOLA, DPW Director
---

*Source: GFMIS*

Power	Encumbrance No.	Account Number	FY 2025 Total Appropriation	Actual Expenditures	Encumbrance	Available Balance
			A	B	C	(A - B - C)
Public Streetlight (Public Streetlight Fund)			4,157,009	4,230,318	-	(73,309)
Public Streetlight (Guam Highway Fund)			811,077	1,153,261	-	(342,184)
<b>Grand Total:</b>			<b>4,968,086</b>	<b>5,383,579</b>	<b>-</b>	<b>(415,493)</b>
Public Streetlight (Public Streetlight Fund)	PO0003071/PR00006154		-	-	-	-
STREET LIGHT FUND-STREETLIGHTS-HIGHW	PO0003072/PR00006156		-	-	-	-
Public Streetlight (Guam Highway Fund)			-	-	-	-
<b>Grand Total:</b>			<b>-</b>	<b>-</b>	<b>-</b>	<b>-</b>
Non-Compliance Liability-STRLIGHTS-STREETLIGHT FUND-DOA			-	742,758.65	-	(742,759)
Non-Compliance Liability-STREETLIGHTS-HIGHWAY FUND-DOA			-	52,123.39	-	(52,123)
<b>Grand Total:</b>			<b>-</b>	<b>794,882</b>	<b>-</b>	<b>(794,882)</b>
<b>Grand Total:</b>			<b>4,968,086</b>	<b>6,178,461</b>	<b>-</b>	<b>(1,210,375)</b>

Footnote:

Public Law 37-125 - Appropriations per Budget Act were made to the Department of Administration, whereas, the Department of Public Works administers the Public Streetlight Program.

**FY 2026 First Quarter Report  
As of December 31, 2025**

**Source: GFMIS**

<i>Power</i>	<i>Encumbrance No.</i>	<i>Account Number</i>	<i>FY 2025 Total Appropriation</i>	<i>Actual Expenditures</i>	<i>Encumbrance</i>	<i>Available Balance</i>
			<i>A</i>	<i>B</i>	<i>C</i>	<i>(A - B - C)</i>
Public Streetlight (Public Streetlight Fund)	PO0008306/PR00010746		4,127,667	719,080	4,127,667	(719,080)
Public Streetlight (Guam Highway Fund)	PO0008121/PR00010744		811,077	188,324	622,753	-
<b>Grand Total:</b>			<b>4,938,744</b>	<b>907,404</b>	<b>4,750,420</b>	<b>(719,080)</b>

Footnote:

**Public Law 38-60 - Appropriations per Budget Act were made to the Department of Administration, whereas, the Department of Public Works administers the Public Streetlight Program.**

Budget control dimension values	Dimension descriptions	Budget funds available	Total revised budget	Total actual expenditures	Budget reservations for encumbrances	Budget reservations for pre-encumbrances	Percent used
	POWER UTILITY-STREET LIGHT FUND-FISCAL YEAR 2025-STRLIGHTS-STREETLIGHT FUND-DOA	0.00	0.00	0.00	0.00	0.00	100.00
	POWER UTILITY-STREET LIGHT FUND-FISCAL YEAR 2025-STREETLIGHTS-HIGHWAY FUND-DOA	0.00	0.00	0.00	0.00	0.00	100.00
	POWER UTILITY-STREET LIGHT FUND-FISCAL YEAR 2025-STREETLIGHTS-STREETLIGHT FUND	-73,309.19	4,157,009.00	4,230,318.19	0.00	0.00	101.76
	POWER UTILITY-GUAM HIGHWAY FUND-FISCAL YEAR 2025-STREETLIGHTS-GUAM HIGHWAY FUND	-342,183.64	811,077.00	1,153,260.64	0.00	0.00	142.19
	POWER UTILITY-Non-Compliance Liability-FISCAL YEAR 2025-STRLIGHTS-STREETLIGHT FUND-DOA	-742,758.65	0.00	742,758.65	0.00	0.00	100.00
	POWER UTILITY-Non-Compliance Liability-FISCAL YEAR 2025-STREETLIGHTS-HIGHWAY FUND-DOA	-52,123.39	0.00	52,123.39	0.00	0.00	100.00
	<b>TOTAL</b>	<b>-1,210,374.87</b>	<b>4,968,086.00</b>	<b>6,178,460.87</b>			
	POWER UTILITY-STREET LIGHT FUND-FISCAL YEAR 2026-STREETLIGHTS-STREETLIGHT FUND	-719,080.07	4,127,667.00	719,080.07	4,127,667.00	0	117.42
	POWER UTILITY-GUAM HIGHWAY FUND-FISCAL YEAR 2026-STREETLIGHTS-GUAM HIGHWAY FUND	0.00	811,077.00	188,323.77	622,753.23	0	100
	<b>TOTAL</b>	<b>-719,080.07</b>	<b>4,938,744.00</b>	<b>907,403.84</b>	<b>4,750,420.23</b>		



*The Honorable*  
**LOURDES A. LEON GUERRERO**  
*Maga' Håga - Governor*

*The Honorable*  
**JOSHUA F. TENORIO**  
*Sigundo Maga' Låhi - Lieutenant Governor*



**VINCENT P. ARRIOLA**  
*Director*  
**LINDA J. IBANEZ**  
*Deputy Director*  
**ERNEST G. CANDOLETA, JR.**  
*Deputy Director*

02 FEB 2026

The Honorable Frank Blas Jr.  
Speaker, 38<sup>th</sup> Guam Legislature  
Guam Congress Building  
163 W. Chalan Santo Papa  
Hagatna, Guam 96932

Subject: Fiscal Year 2025 Fourth Quarter and Fiscal Year 2026 First Quarter –  
Utility Relocation Costs for Federally Funded Highway Projects


**Dear Honorable Speaker:**

*Buenas yan Håfa A'dai!* Transmitted herewith is the Department of Public Works' Utility Relocation Costs for Federally Funded Highway Projects for the FY 2025 Fourth Quarter (*Year-to-Date*) – (*from the Months of October 1, 2024 thru September 30, 2025*) and FY 2026 First Quarter (*Year-To-Date*) – (*from the Months of October 1, 2025 thru December 31, 2025*).

This report can be viewed on our website at [www.dpw.guam.gov](http://www.dpw.guam.gov).

Should you require further information or inquiries, please do not hesitate to contact my office at 671-646-3131.

*Si Yu'us Ma'ase!*



VINCENT P. ARRIOLA

*Attachment(s): Utility Expenditure Report*

cc: Governor of Guam  
Public Auditor, OPA  
Director, BBMR  
Director, DOA  
Public Utilities Commission

**DPW HIGHWAYS**  
**UTILITY EXPENDITURES FOR FEDERAL HIGHWAY & DOD FUNDED DPW PROJECTS:**  
**Summary Expenditures FY 2025 JULY 1, 2025 - SEPTEMBER 30, 2025, QUARTER 4**

No.	Project Number	Project Name	Federal Project Number	Contractor	NTP	Final Acceptance	Project Billing Status	Final Voucher
39	GU-THS-1400(020)	Islandwide Safety Improvement on Primary Roads (Striping and Marking)	1400020	Highway Safety Services	2/7/2022	N/A	Completed	012424-063
40	GU-THS-1300(020)	Islandwide Guardrail Repair and Replacement	1300020	Highway Safety Services	TBD	N/A	Completed	091324-122
41	GU-THS-1000(114)	Islandwide Signing System Upgrade	1000114	Highway Safety Services	5/24/2022	N/A	Completed	090423-246
42	GU-THS-1200(020)	Islandwide Primary Roads Paving and Pavement Marking (IDIQ) - TO1	1200020	Hawaiian Rock Products	10/13/2022	12/5/2022	Completed	010725-316
43	GU-THS-0014(003)	Route 14 Resurfacing from Route 1 to Route 14B	0014003	Hawaiian Rock Products	3/13/2023	N/A	Completed	010725-317
44	GU-THS-0028(001)	Route 28, Rehabilitation from Route 1 to Bumuchachu Street	0028001	Hawaiian Rock Products	2/14/2022	N/A	In Progress	N/A
45	GU-NH-0005(003)	Route 5 & Portion of Route 12 Reconstruction and Widening (Route 2A to Naval Magazine/Route 12)	0005003	Infratech International	9/19/2022	N/A	In Progress	N/A
46	GU-THS-D14B(004)	Route 14B (Yapo Rd) Reconstruction and Widening (Rte 14 to CMD) Ph1 Cliffside	0148004	Infratech International	10/17/2022	N/A	In Progress	N/A
47	GU-THS-1200(020)	Islandwide Primary Roads Paving and Pavement Marking (IDIQ) - TO3	1200020	Hawaiian Rock Products	3/29/2025	N/A	In Progress	N/A

Quarter 1-FY 25	\$	266,201.04
Quarter 2-FY 25	\$	239,430.40
Quarter 3-FY 25	\$	-
Quarter 4-FY 25	\$	4,303.96

TOTAL: \$ 509,935.40

FY 2025 JULY 1, 2025 - SEPTEMBER 30, 2025, QUARTER 4					
Power Utilities	Water Utilities	Communication Utilities	Military/ Federal Utilities	TOTAL Utility Expenditure	Additional Remarks:
\$ -	\$ -	\$ -	\$ -	\$ -	
\$ -	\$ -	\$ -	\$ -	\$ -	
\$ -	\$ -	\$ -	\$ -	\$ -	
\$ -	\$ -	\$ -	\$ -	\$ -	
\$ -	\$ -	\$ -	\$ -	\$ -	
\$ -	\$ -	\$ -	\$ -	\$ -	
\$ -	\$ -	\$ -	\$ -	\$ -	
\$ -	\$ 4,303.96	\$ -	\$ -	\$ 4,303.96	VN 082625-351

Program Wide Utility Expenditure This Period\*: \$ 4,303.96

Foot note Explanation:  
 1.) Above Projects are federally funded by Federal Highway Administration (FHWA) or Department of Defense (DOD).  
 2.) PL 31-85 was passed in October 2011.  
 3.) N/A not applicable.  
 4.)\* The program does not track cost exclusively per utility. Amounts are taken from from project bid items. Bid item amounts may include work not associated with utilities



Utility Expense Report Breakdown as of 22 JAN 2026

CONTRACTOR	VOUCHER	PROJECT	Item #	Category	Item Description	Amount
HRP	082625-351 TO3-1	1200020	10900-0000	WATER	Valve Box Adjustment	0.00
HRP	082625-351 TO3-1	1200020	10900-0000	WATER	Manhole Adjustment	0.00
HRP	082625-351 TO3-1	1200020	20301-3100	POWER	Removal of Utility Pole	0.00
HRP	082625-351 TO3-1	1200020	20420-0000	WATER	Embankment Construction	0.00
HRP	082625-351 TO3-1	1200020	20420-0000	WATER	Embankment Construction	0.00
HRP	082625-351 TO3-1	1200020	30102-0100	WATER	Aggregate Base, Grading C, 4 inch Depth	0.00
HRP	082625-351 TO3-1	1200020	30102-0200	WATER	Aggregate Base, Grading C, 23 inch Depth	0.00
HRP	082625-351 TO3-1	1200020	30102-0500	WATER	Aggregate Base, Grading C, 12 inch Depth	0.00
HRP	082625-351 TO3-1	1200020	30102-2750	WATER	Aggregate Base, Grading C, 23 inch Depth	0.00
HRP	082625-351 TO3-1	1200020	30103-1000	WATER	Aggregate Base, Grading C, 12 inch Depth	0.00
HRP	082625-351 TO3-1	1200020	60201-0400	WATER	12-inch Pipe Culvert	0.00
HRP	082625-351 TO3-1	1200020	60201-0400	WATER	12-inch Pipe Culvert	0.00
HRP	082625-351 TO3-1	1200020	60201-0800	WATER	24-inch Pipe Culvert	0.00
HRP	082625-351 TO3-1	1200020	60201-0800	WATER	24-inch Pipe Culvert	0.00
HRP	082625-351 TO3-1	1200020	60210-0800	WATER	End Section for 24-inch Pipe Culvert	0.00
HRP	082625-351 TO3-1	1200020	60210-0800	WATER	End Section for 24-inch Pipe Culvert	0.00
HRP	082625-351 TO3-1	1200020	20301-3100	POWER	Removal of Utility Pole	0.00
HRP	082625-351 TO3-1	1200020	60220-0000	WATER	Box Culvert with end wing wall	0.00
HRP	082625-351 TO3-1	1200020	60220-0000	WATER	Box Culvert with end wing wall	0.00
HRP	082625-351 TO3-1	1200020	60404-0000	WATER	Catch Basin	0.00
HRP	082625-351 TO3-1	1200020	60404-0000	WATER	Catch Basin	0.00
HRP	082625-351 TO3-1	1200020	60501-0000	WATER	Infiltration Trench	0.00
HRP	082625-351 TO3-1	1200020	60504-1200	WATER	New Storm Swale	0.00
HRP	082625-351 TO3-1	1200020	60709-0000	WATER	Cleaning drainage structure in place	0.00
HRP	082625-351 TO3-1	1200020	60709-0000	WATER	Cleaning drainage structure, in place	0.00
HRP	082625-351 TO3-1	1200020	60801-0400	WATER	Paved waterway Type 4 (14-inch Depth, Reinforced Concrete)	0.00
HRP	082625-351 TO3-1	1200020	61108-1000	WATER	Adjustment of Existing Water Valve Cover	0.00
HRP	082625-351 TO3-1	1200020	61108-5000	WATER	Adjustment of Existing Water System Manhole	0.00
HRP	082625-351 TO3-1	1200020	61108-5000	WATER	Adjustment of Existing Water System Manhole	0.00
HRP	082625-351 TO3-1	1200020	61203-0100	WATER	Adjustment of Existing Sewer Manhole	0.00

HRP	082625-351 TO3-1	1200020	63305-0800	POWER	Post, Steel, W6x9	0.00
HRP	082625-351 TO3-1	1200020	63620-0910	POWER	Poles, Type GPA. Prestressed Concrete, 45-ft. Complete	0.00
HRP	082625-351 TO3-1	1200020	63620-0920	COMM	Foundation for Pole	0.00
HRP	082625-351 TO3-1	1200020	636340-0612	COMM	Relocate Communication Lines	0.00
HRP	082625-351 TO3-1	1200020	63641-0500	COMM	Relocate Telephone Box	0.00



*The Honorable*  
**LOURDES A. LEON GUERRERO**  
*Maga' Håga - Governor*

*The Honorable*  
**JOSHUA F. TENORIO**  
*Sigundo Maga' Låhl - Lieutenant Governor*



**VINCENT P. ARRIOLA**  
*Director*  
**LINDA J. IBANEZ**  
*Deputy Director*  
**ERNEST G. CANDOLETA, JR.**  
*Deputy Director*

02 FEB 2026

The Honorable Frank Blas Jr.  
Speaker, 38<sup>th</sup> Guam Legislature  
Guam Congress Building  
163 W. Chalan Santo Papa  
Hagatna, Guam 96932

Subject: Fiscal Year 2025 Fourth Quarter and Fiscal Year 2026 First Quarter –  
Off-Island Travel Report

**Dear Honorable Speaker:**

*Buenas yan Håfa A'dai!* Transmitted herewith is the Department of Public Works' Off-Island Travel Report pursuant to Public Law 34-42 for the FY 2025 Fourth Quarter (*Year-to-Date*) – (*from the Months of October 1, 2025 thru September 30, 2025*) and FY 2026 First Quarter (*Year-To-Date*) – (*from the Months of October 1, 2025 thru December 31, 2025*).

This report can be viewed on our website at [www.dpw.guam.gov](http://www.dpw.guam.gov).

Should you require further information or inquiries, please do not hesitate to contact my office at 671-646-3131.

*Si Yu'us Ma'ase!*

VINCENT P. ARRIOLA

Attachment(s): *Off-Island Travel Report*

cc: Governor of Guam  
Public Auditor, OPA  
Director, BBMR  
Director, DOA



**DEPARTMENT OF PUBLIC WORKS  
FY 2025 OFF-ISLAND TRAVEL REPORT  
As of September 30, 2025**

<i>Traveler</i>	<i>Agency</i>	<i>Travel Dates</i>	<i>Cost</i>	<i>Funding Source</i>	<i>Purpose</i>
QUINATA, Camille	DPW-OHS	July 6 - July 9, 2025	\$ 5,218.60	NHTSA Section 402	ATSIP Traffic Records Forum at Boston, MA
BURRIER, Daren	GFD	July 6 - July 9, 2025	\$ 5,697.35	NHTSA Section 402	ATSIP Traffic Records Forum at Boston, MA
MENO, Roderick	GFD	July 6 - July 9, 2025	\$ 7,316.20	NHTSA Section 402	ATSIP Traffic Records Forum at Boston, MA
ROBERTO, Jeanette	JOG	July 6 - July 9, 2025	\$ 5,218.60	NHTSA Section 402	ATSIP Traffic Records Forum at Boston, MA
TOVES, Eric	GPD-HPD	July 6 - July 9, 2025	\$ 7,316.20	NHTSA Section 402	ATSIP Traffic Records Forum at Boston, MA
MASGA, Fidel	GIAA	July 6 - July 9, 2025	\$ 5,218.60	NHTSA Section 402	ATSIP Traffic Records Forum at Boston, MA
DELGADO, Dean	GIAA	July 6 - July 9, 2025	\$ 5,218.60	NHTSA Section 402	ATSIP Traffic Records Forum at Boston, MA
IBANEZ, Linda	DPW-Director's Office	August 21 - August 27, 2025	\$ 6,161.60	NHTSA Section 402	NAWHSL & GHSA Conference at Pittsburgh, PA
LEON GUERRERO, Erica	DPW-OHS	August 21 - August 27, 2025	\$ 7,157.42	NHTSA Section 402	NAWHSL & GHSA Conference at Pittsburgh, PA
QUINATA, Camille	DPW-OHS	August 21 - August 27, 2025	\$ 5,725.60	NHTSA Section 402	NAWHSL & GHSA Conference at Pittsburgh, PA
BERSAMIN, Rosaline	DPW-OHS	August 21 - August 27, 2025	\$ 5,725.60	NHTSA Section 402	NAWHSL & GHSA Conference at Pittsburgh, PA
DELFINO, Cheryl	GPD-HPD	August 21 - August 27, 2025	\$ 5,800.60	NHTSA Section 402	NAWHSL & GHSA Conference at Pittsburgh, PA
ROBERTO, Jeanette	JOG	August 21 - August 27, 2025	\$ 5,800.60	NHTSA Section 402	NAWHSL & GHSA Conference at Pittsburgh, PA
CANDOLETA, Frances	PAG	August 21 - August 27, 2025	\$ 5,800.60	NHTSA Section 402	NAWHSL & GHSA Conference at Pittsburgh, PA
BURRIER, Daren	GFD	August 23 - August 27, 2025	\$ 5,291.60	NHTSA Section 402	GHSA Conference at Pittsburgh, PA
MENO, Roderick	GFD	August 23 - August 27, 2025	\$ 4,964.60	NHTSA Section 402	GHSA Conference at Pittsburgh, PA
DELGADO, Dean	GIAA	August 23 - August 27, 2025	\$ 4,964.60	NHTSA Section 402	GHSA Conference at Pittsburgh, PA
CAMACHO, Victor	PAG	August 23 - August 27, 2025	\$ 5,773.59	NHTSA Section 402	GHSA Conference at Pittsburgh, PA
TITHINGRAD, Alex	PAG	August 23 - August 27, 2025	\$ 4,964.60	NHTSA Section 402	GHSA Conference at Pittsburgh, PA
LEON GUERRERO, Henry	DPW-OHS	August 23 - August 27, 2025	\$ 4,864.60	NHTSA Section 402	GHSA Conference at Pittsburgh, PA
TERLAJE, Joneen	GPD-HPD	August 25 - September 5, 2025	\$ 4,700.63	NHTSA Section 402	At-Scene Traffic Crash/Traffic Homicide Investigation Course at Saipan CNMI
PEREZ, JohnRoy	GPD-HPD	August 25 - September 5, 2025	\$ 4,003.99	NHTSA Section 402	At-Scene Traffic Crash/Traffic Homicide Investigation Course at Saipan CNMI
AGUON, Shane	GPD-HPD	August 25 - September 5, 2025	\$ 4,003.99	NHTSA Section 402	At-Scene Traffic Crash/Traffic Homicide Investigation Course at Saipan CNMI
CORPUZ, Keith	GPD-HPD	August 25 - September 5, 2025	\$ 4,003.99	NHTSA Section 402	At-Scene Traffic Crash/Traffic Homicide Investigation Course at Saipan CNMI
CHWE, George	Mesa Police Dept.	September 8 - September 12, 2025	\$ 5,637.96	NHTSA Section 402	SFST-IDC at Guam

